

15 Plafo>Decorative Plafo

67452/W/W



30W LED Plafo , IP20 suitable for residential and commercial application .

Complete with 500mA driver.

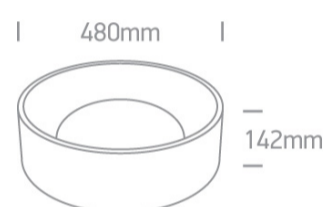
Complies with standard EN60598-1 and any other specific standards.



Downloads



Dimensions



Physical Specification

Item Group	15 Plafo
Family	Decorative Plafo
Order Code	67452/W/W
Colour	White
Material	Aluminium
Shape	Circular
Height	142mm
Diameter	480mm
Surface Ceiling	Yes
Indoor	Yes
Adjustable	No

Gear

Built In

Fitting + Driver

Input Voltage

220-240V

50 Hz

Yes

60 Hz

Yes

Safety Class



Power(Watts)

30W

IP Rating

IP20

Light Source

LED built in

Dimmable

No

F Mark



Fitting

Input Type

Constant Current

Input Current

500mA

Voltage

56V

Power(Watts)

28W

IP Rating

IP20

Light Source

LED built in

LED Type

SMD 2835

LED Brand

Bridgelux

F Mark



Gear

Gear Type

Led Driver

Input Voltage

220-240V

50 Hz


Yes

60 Hz


Yes

Power(Watts)

22,5-28W

Power Factor	0,9
Constant Current	Yes
500mA	45-56V
IP Rating	IP20
Safety Class	
Dimmable	No
Brand	Kegu

Illumination Data

Colour Temperature	3000K
Lumen Output	2400lm
Light Efficiency	80lm/W
CRI	90
Illumination Diagram	
Dark Light	Yes

Packing Info

Pcs/Carton	1
Barcode	5291889063933
HS Code	9405409900

Certification & Warranty

Warranty	3 Years
----------	---------

