

19 Wall Recessed & Inground>Outdoor Wall Recessed Die Cast

68046/W/W



2x1W LED wall recessed light, IP65, ideal for both indoor and outdoor installation.

Complete 350mA driver.

Supplied with box for concrete installation

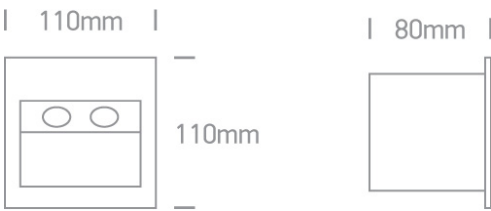
Complies with standard EN60598-1 and any other specific standards.



Downloads



Dimensions



Gallery






Physical Specification

Item Group	19 Wall Recessed & Inground
Family	Outdoor Wall Recessed Die Cast
Order Code	68046/W/W
Colour	White
Material	Die Cast
Shape	Rectangular
Length	110mm

Width	110mm
Height	80mm
Cutout Hole Width	100mm
Cutout Hole Length	100mm
Recessed wall	Yes
Depth Required	100mm
Indoor	Yes
Outdoor	Yes

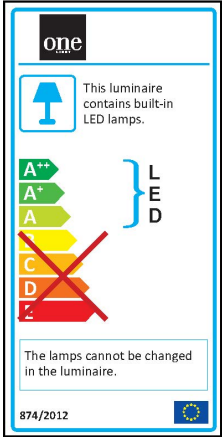
Electrical Characteristics

Gear	Built In
Fitting + Driver	
Input Voltage	100-240V
50 Hz	Yes
60 Hz	Yes
Safety Class	
Power(Watts)	2x1W
IP Rating	IP65
Light Source	LED built in
Dimmable	No
F Mark	

Fitting	
Input Type	Constant Current
Input Current	350mA
Voltage	5V
Safety Class	
Power(Watts)	1,75W
IP Rating	IP65
Light Source	LED built in



Energy Label



Certification & Warranty

Warranty

2 Years

Weee Directive

Yes