



19 Wall Recessed & Inground>Outdoor Wall Recessed Die Cast

68048/W/W



4x1W LED wall recessed light, IP65, ideal for both indoor and outdoor installation.

Complete 350mA driver.

Supplied with box for concrete installation

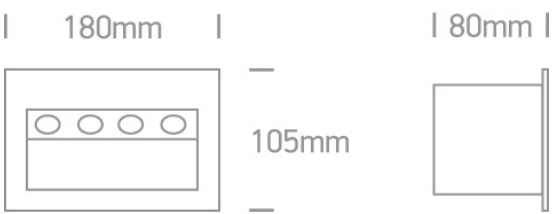
Complies with standard EN60598-1 and any other specific standards.



Downloads



Dimensions



Gallery






Physical Specification

Item Group	19 Wall Recessed & Inground
Family	Outdoor Wall Recessed Die Cast
Order Code	68048/W/W
Colour	White
Material	Die Cast
Shape	Rectangular
Length	180mm


Width	180mm
Height	80mm
Cutout Hole Width	170mm
Cutout Hole Length	90mm
Recessed wall	Yes
Depth Required	100mm
Indoor	Yes
Outdoor	Yes
Adjustable	No

Electrical Characteristics

Gear	Built In
Fitting + Driver	
Input Voltage	100-240V
50 Hz	Yes
60 Hz	Yes
Safety Class	
Power(Watts)	4x1W
IP Rating	IP65
Light Source	LED built in
Dimmable	No
F Mark	


Fitting	
Input Type	Constant Current
Input Current	350mA
Voltage	10V
Safety Class	
Power(Watts)	3,5W
IP Rating	IP65

Light Source
LED Brand
F Mark

LED built in
Edison


Gear

Gear Type
Input Voltage
50 Hz
60 Hz
Power(Watts)
Power Factor
Constant Current
350mA
IP Rating
Safety Class
Manufacturer

Led Driver
100-240V
Yes
Yes
1-4W
0,5
Yes
3-12V
IP20

Eaglerise

Illumination Data

Colour Temperature
Lumen Output
Light Efficiency
Illumination Diagram

3000K
280lm
70lm/W


Packing Info

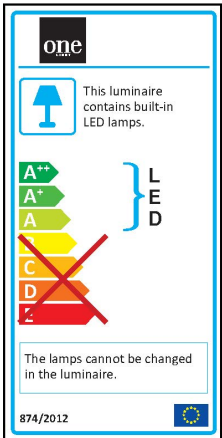
Box Length
Box Width
Box Height
Box Weight
Pcs/Carton
Barcode

11cm
9cm
19cm
0,9Kg
12
5291889042419

HS Code

9405409900

Energy Label



Certification & Warranty

Warranty

2 Years

Weee Directive

Yes