



19 Wall Recessed & Inground>Outdoor Decorative Wall Recessed Die cast

68052A/W/W



5W LED wall recessed light, IP65, ideal for both indoor and outdoor installation.

Complete 350mA driver.

Supplied with box for concrete installation

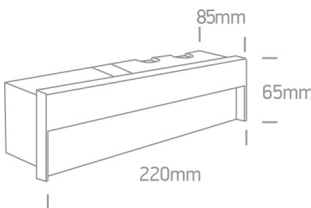
Complies with standard EN60598-1 and any other specific standards.



Downloads



Dimensions







Physical Specification

Item Group	19 Wall Recessed & Inground
Family	Outdoor Decorative Wall Recessed Die cast
Order Code	68052A/W/W
Colour	White
Material	Die Cast
Shape	Rectangular
Length	220mm
Width	65mm
Height	85mm
Cutout Hole Width	205mm for Concrete & Gypsum Installation
Cutout Hole Length	54mm for Concrete Installation 50mm for Gypsum Installation
Recessed wall	Yes

Depth Required	80mm
Indoor	Yes
Outdoor	Yes


Electrical Characteristics

Gear	Built In
Fitting + Driver	
Input Voltage	100-240V
50 Hz	Yes
60 Hz	Yes
Safety Class	
Power(Watts)	5W
IP Rating	IP65
Light Source	LED built in
Dimmable	No
F Mark	

Fitting	
Input Type	Constant Current
Input Current	350mA
Voltage	12V
Safety Class	
Power(Watts)	4W
IP Rating	IP65
Light Source	LED built in
LED Type	SMD 2835
LED Brand	Edison
F Mark	

Gear

Gear Type
Input Voltage
50 Hz
60 Hz
Power(Watts)
Power Factor
Constant Current
350mA
IP Rating
Safety Class
Brand
Protection

Led Driver
100-240V
Yes
Yes
3-6W
0,5
Yes
8,5-17,5V
IP20

0
0

Illumination Data

Colour Temperature
Lumen Output
Light Efficiency
CRI
Illumination Diagram
Dark Light

3000K
500lm
100lm/W
80

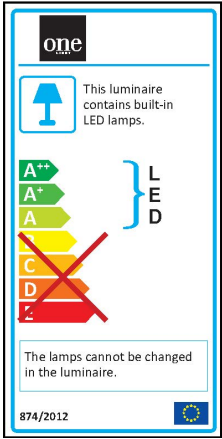
Yes

Packing Info

Box Length
Box Width
Box Height
Box Weight
Pcs/Carton
Barcode
HS Code

23cm
9cm
7cm
0,590Kg
18
5291889050445
9405409900

Energy Label



Certification & Warranty

Warranty

2 Years

Weee Directive

Yes