



19 Wall Recessed & Inground>Outdoor Decorative Wall Recessed Die cast

68052/W/W



4W LED wall recessed light, IP65, ideal for both indoor and outdoor installation.

Complete 350mA driver.

Supplied with box for concrete installation

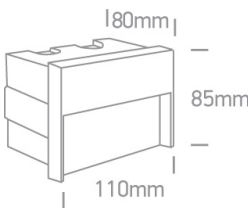
Complies with standard EN60598-1 and any other specific standards.



Downloads



Dimensions







Physical Specification

Item Group	19 Wall Recessed & Inground
Family	Outdoor Decorative Wall Recessed Die cast
Order Code	68052/W/W
Colour	White
Material	Die Cast
Shape	Rectangular
Length	110mm
Width	80mm
Height	85mm
Cutout Hole Width	100mm for Concrete Installation 95mm for Gypsum Installation
Cutout Hole Length	70mm for Concrete & Gypsum Installation
Recessed wall	Yes

Depth Required	80mm
Indoor	Yes
Outdoor	Yes


Electrical Characteristics

Gear	Built In
Fitting + Driver	
Input Voltage	100-240V
50 Hz	Yes
60 Hz	Yes
Safety Class	
Power(Watts)	4W
IP Rating	IP65
Light Source	LED built in
Dimmable	No
F Mark	

Fitting	
Input Type	Constant Current
Input Current	350mA
Voltage	8,5V
Safety Class	
Power(Watts)	3W
IP Rating	IP65
Light Source	LED built in
LED Type	SMD 2835
LED Brand	Edison
F Mark	

Gear

Gear Type
Input Voltage
50 Hz
60 Hz
Power(Watts)
Power Factor
Constant Current
350mA
IP Rating
Safety Class
Brand
Protection

Led Driver
100-240V
Yes
Yes
4W
0,5
Yes
3-12V
IP20

0
0

Illumination Data

Colour Temperature
Lumen Output
Light Efficiency
CRI
Illumination Diagram
Dark Light

3000K
400lm
100lm/W
80

Yes

Packing Info

Box Weight
Pcs/Carton
Barcode
HS Code

0,430Kg
20
5291889050438
9405409900

Energy Label



Certification & Warranty

Warranty

2 Years

Weee Directive

Yes