

19 Wall Recessed & Inground>Outdoor Dark Light Wall Recessed Die cast

68062/AN/W



3,6W LED wall recessed light, IP65, ideal for both indoor and outdoor installation.

Complete with 350mA driver.

Supplied with box for concrete installation

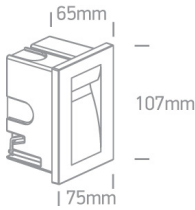
Complies with standard EN60598-1 and any other specific standards.



Downloads



Dimensions



Physical Specification



Item Group	19 Wall Recessed & Inground
Family	Outdoor Dark Light Wall Recessed Die cast
Order Code	68062/AN/W
Colour	Anthracite
Material	Die Cast
Shape	Rectangular
Length	65mm
Width	107mm
Height	65mm
Cutout Hole Width	62mm
Cutout Hole Length	97mm
Recessed wall	Yes

Depth Required
Indoor
Outdoor
Adjustable


65mm
Yes
Yes
No



Electrical Characteristics

Gear
Fitting + Driver
Input Voltage
50 Hz
60 Hz
Safety Class
Power(Watts)
IP Rating
Light Source
Dimmable
F Mark


Built In
100-240V
Yes
Yes

3,6W
IP65
LED built in
No


Fitting
Input Type
Input Current
Voltage
Safety Class
Power(Watts)
IP Rating
Light Source
LED Type
LED Brand
LED Number

Constant Current
350mA
9V

3W
IP65
LED built in
SMD
Philips
6

F Mark	
Gear	
Gear Type	Led Driver
Input Voltage	100-240V
50 Hz	Yes
60 Hz	Yes
Power(Watts)	1-4W
Power Factor	0,5
Constant Current	Yes
350mA	3-10V
IP Rating	IP20
Safety Class	
Brand	KGP
Protection	0

Illumination Data

Colour Temperature	3000K
Lumen Output	100lm
Light Efficiency	27,78lm/W
CRI	80
Beam Angle	53°
Illumination Diagram	
Dark Light	Yes

Packing Info

Box Length	13cm
Box Width	10cm
Box Height	10,5cm
Box Weight	0,4Kg

Pcs/Carton	24
Barcode	5291889057468
HS Code	9405409900

Certification & Warranty

Warranty	2 Years
Weee Directive	Yes