



19 Wall Recessed & Inground>Outdoor Dark Light Wall Recessed Die cast

68066/W/W



8,5W LED wall recessed light, IP65, ideal for both indoor and outdoor installation.

Complete with 500mA driver.

Supplied with box for concrete installation

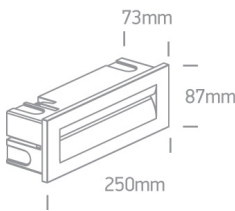
Complies with standard EN60598-1 and any other specific standards.



Downloads



Dimensions



Physical Specification

Item Group	19 Wall Recessed & Inground
Family	Outdoor Dark Light Wall Recessed Die cast
Order Code	68066/W/W
Colour	White
Material	Die Cast
Shape	Rectangular
Length	250mm
Width	87mm
Height	73mm
Cutout Hole Width	238mm
Cutout Hole Length	74mm
Recessed wall	Yes

Depth Required
Indoor
Outdoor
Adjustable

80mm
Yes
Yes
No

Electrical Characteristics


Gear

Built In

Fitting + Driver


Input Voltage
50 Hz
60 Hz
Safety Class
Power(Watts)
IP Rating
Light Source
Dimmable
F Mark

100-240V
Yes
Yes



8,5W
IP65
LED built in
No


Fitting

Input Type
Input Current
Voltage
Safety Class
Power(Watts)
IP Rating
Light Source
LED Type
LED Brand
LED Number

Constant Current
500mA
16V

8W
IP65
LED built in
SMD
Philips
40

F Mark
Gear
Gear Type
Input Voltage
50 Hz
60 Hz
Power(Watts)
Power Factor
Constant Current
500mA
IP Rating
Safety Class
Manufacturer
Protection


Led Driver
100-240V
Yes
Yes
3,25-9W
0,9
Yes
6,5-18V
IP20

HEP
0

Illumination Data

Colour Temperature
Lumen Output
Light Efficiency
CRI
Beam Angle
Illumination Diagram
Dark Light

3000K
160lm
18,82lm/W
80
44°

Yes

Packing Info

Box Length
Box Width
Box Height
Box Weight

11cm
10,5cm
27,5cm
0,85Kg

Pcs/Carton	12
Barcode	5291889048183
HS Code	9405409900

Energy Label



Certification & Warranty

Warranty	2 Years
Weee Directive	Yes