



19 Wall Recessed & Inground>Outdoor Dark Light Wall Recessed Die cast

68068/AN/W



3W LED wall recessed light, IP65, ideal for both indoor and outdoor installation.

Complete 350mA driver.

Supplied with box for concrete installation

Complies with standard EN60598-1 and any other specific standards.



Downloads



Dimensions



Physical Specification



Item Group	19 Wall Recessed & Inground
Family	Outdoor Dark Light Wall Recessed Die cast
Order Code	68068/AN/W
Colour	Anthracite
Material	Die Cast
Shape	Circular
Height	35mm
Diameter	114mm
Cutout Hole Diameter	110mm Concrete 100mm Gypsum
Recessed wall	Yes
Depth Required	60mm
Indoor	Yes

Outdoor
Adjustable



Yes
No

Electrical Characteristics

Gear
Fitting + Driver
Input Voltage
50 Hz
60 Hz
Safety Class
Power(Watts)
IP Rating
Light Source
Dimmable
F Mark


Built In
100-240V
Yes
Yes

3W
IP65
LED built in
No


Fitting
Input Type
Input Current
Voltage
Safety Class
Power(Watts)
IP Rating
Light Source
LED Type
LED Brand
LED Number
F Mark

Constant Current
350mA
8V

2,8W
IP65
LED built in
SMD 2835
Osram
6


Gear

Gear Type
Input Voltage
50 Hz
60 Hz
Power(Watts)
Power Factor
Constant Current
350mA
IP Rating
Safety Class
Brand
Protection

Led Driver
100-240V
Yes
Yes
1-4W
0,5
Yes
3-10V
IP20

Galoppato
0

Illumination Data

Colour Temperature
Lumen Output
Light Efficiency
CRI
Illumination Diagram
Dark Light

3000K
300lm
100lm/W
80

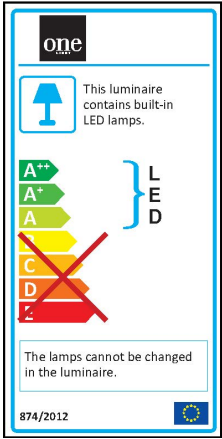
Yes

Packing Info

Box Length
Box Width
Box Height
Box Weight
Pcs/Carton
Barcode
HS Code

13cm
7,5cm
13cm
0,4Kg
24
5291889049517
9405409900

Energy Label



Certification & Warranty

Warranty

2 Years

Weee Directive

Yes