

19 Wall Recessed & Inground>Outdoor Dark Light Wall Recessed Die cast

68068A/W/W



4W LED wall recessed light, IP65, ideal for both indoor and outdoor installation.

Complete 350mA driver.

Supplied with box for concrete installation

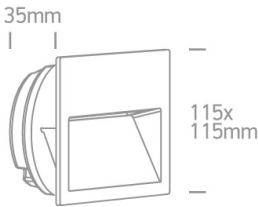
Complies with standard EN60598-1 and any other specific standards.



Downloads



Dimensions



Physical Specification



Item Group	19 Wall Recessed & Inground
Family	Outdoor Dark Light Wall Recessed Die cast
Order Code	68068A/W/W
Colour	White
Material	Die Cast
Shape	Rectangular
Length	115mm
Width	115mm
Height	35mm
Cutout Hole Width	110mm
Cutout Hole Length	110mm
Recessed wall	Yes

Depth Required
Indoor
Outdoor
Adjustable

60mm
Yes
Yes
No


Electrical Characteristics

Gear
Fitting + Driver
Input Voltage
50 Hz
60 Hz
Safety Class
Power(Watts)
IP Rating
Light Source
Dimmable
F Mark



Built In
100-240V
Yes
Yes

4W
IP65
LED built in
No


Fitting

Input Type
Input Current
Voltage
Safety Class
Power(Watts)
IP Rating
Light Source
LED Type
LED Brand
LED Number

Constant Current
350mA
9V

3,15W
IP65
LED built in
SMD 2835
Osram
6

F Mark
Gear
Gear Type
Input Voltage
50 Hz
60 Hz
Power(Watts)
Power Factor
Constant Current
350mA
IP Rating
Safety Class
Brand
Protection


Led Driver
100-240V
Yes
Yes
1-4W
0,5
Yes
3-10V
IP20

Galoppato
0

Illumination Data

Colour Temperature
Lumen Output
Light Efficiency
CRI
Illumination Diagram
Dark Light

3000K
300lm
100lm/W
80

Yes

Packing Info

Box Length
Box Width
Box Height
Box Weight
Pcs/Carton

13cm
7,5cm
13cm
0,4Kg
24

Barcode	5291889049555
HS Code	9405409900

Energy Label



Certification & Warranty

Warranty	2 Years
Weee Directive	Yes