

19 Wall Recessed & Inground>Outdoor Dark Light Wall Recessed Die cast

68068C/W/W



7W LED wall recessed light, IP65, ideal for both indoor and outdoor installation.

Complete 350mA driver.

Supplied with box for concrete installation

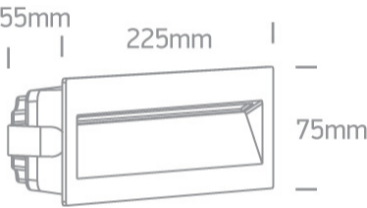
Complies with standard EN60598-1 and any other specific standards.



Downloads



Dimensions



Physical Specification

Item Group	19 Wall Recessed & Inground
Family	Outdoor Dark Light Wall Recessed Die cast
Order Code	68068C/W/W
Colour	White
Material	Die Cast
Shape	Rectangular
Length	225mm
Width	75mm
Height	55mm
Cutout Hole Width	220mm
Cutout Hole Length	70mm
Recessed wall	Yes

Depth Required
Indoor
Outdoor
Adjustable

80mm
Yes
Yes
No

Electrical Characteristics

Gear
------

Built In
----------

Fitting + Driver


Input Voltage
50 Hz
60 Hz
Safety Class
Power(Watts)
IP Rating
Light Source
Dimmable
F Mark

100-240V
Yes
Yes

7W
IP65
LED built in
No


Fitting


Input Type
Input Current
Voltage
Power(Watts)
IP Rating
Light Source
LED Type
LED Brand
LED Number
F Mark

Constant Current
350mA
17V
5,95W
IP65
LED built in
SMD 2835
Edison
30


Gear

Gear Type	Led Driver
Input Voltage	100-240V
50 Hz	Yes
60 Hz	Yes
Power(Watts)	2-6W
Power Factor	0,5
Constant Current	Yes
350mA	6-18V
IP Rating	IP20
Safety Class	
Housing Material	Plastic

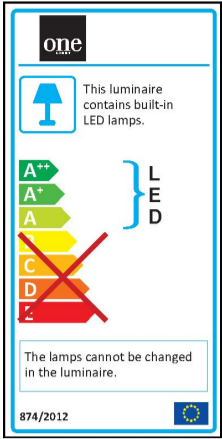
Illumination Data

Colour Temperature	3000K
Lumen Output	550lm
Light Efficiency	91,67lm/W
CRI	80
Illumination Diagram	
Dark Light	Yes

Packing Info

Box Length	9cm
Box Width	8cm
Box Height	23,5cm
Box Weight	0,7Kg
Pcs/Carton	12
Barcode	5291889049586
HS Code	9405409900

Energy Label



Certification & Warranty

Warranty

2 Years

Weee Directive

Yes