

19 Wall Recessed & Inground>The COB Inground Range 2-6W

69012/W



3W COB LED inground, IP67, stainless steel 316, for path illumination.

Supplied with non-dimmable LED driver.

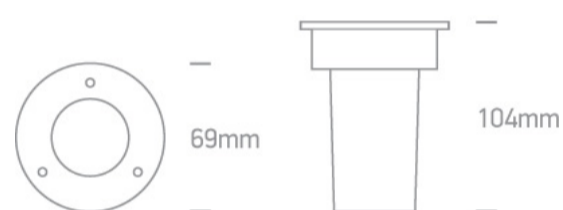
Complies with standard EN60598-1 and any other specific standards.



Downloads



Dimensions



Gallery






Physical Specification

Item Group	19 Wall Recessed & Inground
Family	The COB Inground Range 2-6W
Order Code	69012/W
Colour	Stainless Steel
Material	Stainless Steel 316
Diffuser Material	Glass
Shape	Circular

Height	104mm
Diameter	69mm
Cutout Hole Diameter	65mm
Inground	Yes
Depth Required	120mm+300mm drainage
Indoor	Yes
Outdoor	Yes
Adjustable	No
IK Rating	8


Electrical Characteristics

Gear	Built In
Fitting + Driver	
Input Voltage	100-240V
50 Hz	Yes
60 Hz	Yes
Safety Class	
Power(Watts)	3W
IP Rating	IP67
Light Source	LED built in
Dimmable	No
Cable Length	200cm
F Mark	


Fitting	
Input Type	Constant Current
Input Current	350mA
Voltage	8V
Safety Class	
Power(Watts)	2,8W

IP Rating	IP67
Light Source	LED built in
LED Type	COB
LED Brand	Cree

Gear

Gear Type	Led Driver
Input Voltage	100-240V
50 Hz	Yes
60 Hz	Yes
Power(Watts)	1-3,5W
Power Factor	0,9
Constant Current	Yes
350mA	3-10V
IP Rating	IP20
Safety Class	
Dimmable	No
Ambient Temp	-20~+55°C
Operating Temp	80°C
Housing Material	Plastic
Output Terminal	Connector
Brand	Eaglerise
Protection	Short Circuit

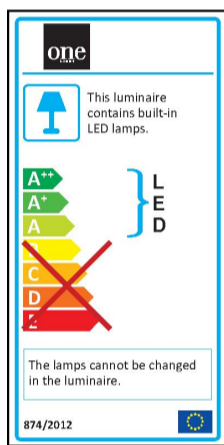
Illumination Data

Colour Temperature	3000K
Lumen Output	240lm
Light Efficiency	80lm/W
CRI	80
Beam Angle	35°
Illumination Diagram	

Packing Info

Box Length	13cm
Box Width	7,5cm
Box Height	13cm
Box Weight	0,5Kg
Pcs/Carton	20
Barcode	5291889030157
HS Code	9405409900

Energy Label



Certification & Warranty

Warranty	2 Years
Average Lifetime	50000hrs
Weee Directive	Yes