

19 Wall Recessed & Inground>The COB Inground Range

69040/W



10W COB LED inground, IP67, stainless steel 316, for path illumination.

Supplied with non-dimmable LED driver.

Complies with standard EN60598-1 and any other specific standards.



Downloads



Dimensions



Gallery






Physical Specification

Item Group	19 Wall Recessed & Inground
Family	The COB Inground Range
Order Code	69040/W
Colour	Stainless Steel
Material	Stainless Steel 316
Diffuser Material	Glass
Shape	Circular

Height	185mm
Diameter	125mm
Cutout Hole Diameter	106mm
Inground	Yes
Depth Required	185mm+300mm drainage
Indoor	Yes
Outdoor	Yes
Adjustable	No
IK Rating	10

Electrical Characteristics

Gear	Built In
Fitting + Driver	
Input Voltage	220-240V
50 Hz	Yes
60 Hz	Yes
Safety Class	
Power(Watts)	10W
IP Rating	IP67
Light Source	LED built in
Dimmable	No
Cable Length	50cm
F Mark	


Fitting	
Input Type	Constant Current
Input Current	250mA
Voltage	38V
Safety Class	
Power(Watts)	9,5W

IP Rating
Light Source
LED Type
LED Brand

IP67
LED built in
COB
Edison

Gear

Gear Type
Input Voltage
50 Hz
60 Hz
Power(Watts)
Power Factor
Constant Current
250mA
IP Rating
Safety Class
Dimmable
Housing Material
Output Terminal
Brand

Led Driver
220-240V
Yes
Yes
10W
0,5
Yes
40V
IP20

No
Plastic
Connector
Eaglerise

Illumination Data

Colour Temperature
Lumen Output
Light Efficiency
CRI
Beam Angle
Illumination Diagram

3000K
700lm
70lm/W
80
40°


Packing Info

Box Length	12cm
Box Width	12cm
Box Height	19cm
Box Weight	1,83Kg
Pcs/Carton	6
Barcode	5291889043799
HS Code	9405409900

Certification & Warranty

Warranty	2 Years
Weee Directive	Yes