

19 Wall Recessed & Inground>Ground Surface Mounted Range

69058C/G/W



4x3W COB LED Surface ground, IP67 for path illumination.

Supplied with non-dimmable LED driver.

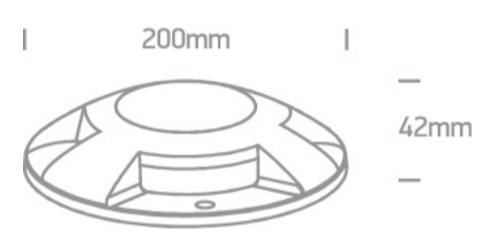
Complies with standard EN60598-1 and any other specific standards.



Downloads



Dimensions



Gallery





Physical Specification


Item Group	19 Wall Recessed & Inground
Family	Ground Surface Mounted Range
Order Code	69058C/G/W
Colour	Grey
Material	Die Cast
Shape	Circular
Height	42mm

Diameter	200mm
Surface Floor/Ground	Yes
Indoor	Yes
Outdoor	Yes
Adjustable	No
IK Rating	10


## Electrical Characteristics

Gear	Built In
Fitting + Driver	
Input Voltage	220-240V
50 Hz	Yes
60 Hz	Yes
Safety Class	
Power(Watts)	4x3W
IP Rating	IP67
Light Source	LED built in
Dimmable	No
F Mark	

Fitting	
Input Type	Constant Current
Input Current	300mA
Voltage	33V
Power(Watts)	4x2,5W
IP Rating	IP67
Light Source	LED built in
LED Type	COB
LED Brand	Edison

LED Number	4
Gear	
Gear Type	Led Driver
Input Voltage	220-240V
50 Hz	Yes
60 Hz	Yes
Power(Watts)	9-12W
Power Factor	0,9
Constant Current	Yes
300mA	30-40V
IP Rating	IP20
Safety Class	
Dimmable	No
Housing Material	Plastic
Output Terminal	Connector
Brand	Eaglerise

#### Illumination Data

Colour Temperature	3000K
Lumen Output	600lm
Light Efficiency	50lm/W
CRI	80
Illumination Diagram	

#### Packing Info

Pcs/Carton	12
Barcode	5291889065845
HS Code	9405409900

Warranty

---

2 Years

---

Weee Directive

---

Yes

---