



6W COB LED inground, IP67, for path illumination.

Supplied with non-dimmable LED driver.

Complies with standard EN60598-1 and any other specific standards.



Downloads



Dimensions



Gallery






Physical Specification

Item Group	19 Wall Recessed & Inground
Family	The Trimless Inground Range
Order Code	69060/B/W
Colour	Black
Material	Die Cast
Diffuser Material	Glass
Shape	Circular

Height	92mm
Diameter	98mm
Cutout Hole Diameter	136mm
Inground	Yes
Depth Required	150mm+300mm drainage
Indoor	Yes
Outdoor	Yes
Adjustable	No
IK Rating	8

### Electrical Characteristics

Gear	Built In
Fitting + Driver	
Input Voltage	100-240V
50 Hz	Yes
60 Hz	Yes
Safety Class	
Power(Watts)	6W
IP Rating	IP67
Light Source	LED built in
Dimmable	No
Cable Length	200cm
F Mark	


Fitting	
Input Type	Constant Current
Input Current	500mA
Voltage	10V
Safety Class	
Power(Watts)	5W

IP Rating
Light Source
LED Type
LED Brand

IP67
LED built in
COB
Cree

## Gear

Gear Type
Input Voltage
50 Hz
60 Hz
Power(Watts)
Power Factor
Constant Current
500mA
IP Rating
Safety Class
Dimmable
Housing Material
Output Terminal
Brand

Led Driver
100-240V
Yes
Yes
3-6W
0,9
Yes
6-12V
IP20

No
Plastic
Connector
Eaglerise

## Illumination Data

Colour Temperature
Lumen Output
Light Efficiency
CRI
Beam Angle
Illumination Diagram

3000K
460lm
76,67lm/W
80
25°


## Packing Info

Pcs/Carton

6

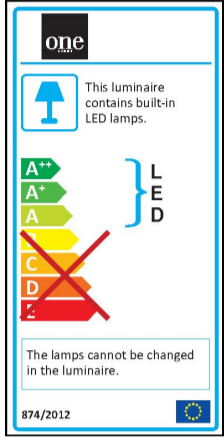
Barcode

5291889066149

HS Code

9405409900

## Energy Label



## Certification & Warranty

Warranty

2 Years

Weee Directive

Yes