



22 Emergency Lights>Emergency LED Ceiling Plexiglass Signs

89406R/W



1W Emergency LED ceiling Plexiglass Exit sign.

Supplied with non-dimmable LED driver.

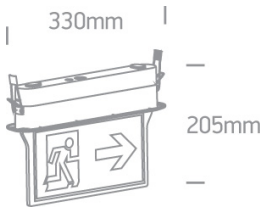
Complies with standard EN60598-1 and any other specific standards.



Downloads



Dimensions



Physical Specification

Item Group	22 Emergency Lights
Family	Emergency LED Ceiling Plexiglass Signs
Order Code	89406R/W
Colour	White
Material	Plastic
Shape	Rectangular
Length	330mm
Height	205mm
Cutout Hole Width	300mm
Cutout Hole Length	45mm
Recessed Ceiling	Yes
Depth Required	120mm

Indoor
Adjustable

Yes
No

Electrical Characteristics

Gear
------

Built In
----------

Fitting + Driver

Input Voltage
50 Hz
60 Hz
Safety Class
Power(Watts)
IP Rating
Light Source
Dimmable
F Mark

220-240V
Yes
Yes

1W
IP44
LED built in
No


Fitting

Input Type
Safety Class
Power(Watts)
IP Rating
Light Source
F Mark

Constant Current


1W
IP44
LED built in


Gear

Gear Type
Input Voltage
50 Hz
60 Hz
Power(Watts)

Led Driver
220-240V
Yes
Yes
1W

Constant Current
IP Rating
Safety Class
Dimmable
Housing Material
Output Terminal
Battery Capacity
Battery Voltage
Operation Time
Charging Time
Maintened
Non Maintened

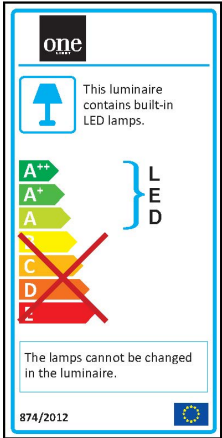
Yes
IP20

No
Plastic
Connector
1500mAh
3,6V
3Hrs
24Hrs
Yes
Yes

Packing Info

Box Weight
Pcs/Carton
Barcode
HS Code

1Kg
16
5291889047735
9405104090

Energy Label



Warranty

2 Years

Weee Directive

Yes