



22 Emergency Lights>Emergency LED Ceiling Plexiglass Signs

89406/W



1W Emergency LED ceiling Plexiglass Exit sign.

Supplied with non-dimmable LED driver.

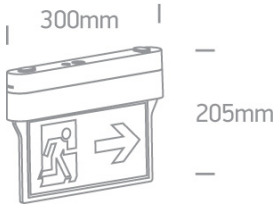
Complies with standard EN60598-1 and any other specific standards.



Downloads







Dimensions




Physical Specification

Item Group	22 Emergency Lights
Family	Emergency LED Ceiling Plexiglass Signs
Order Code	89406/W
Colour	White
Material	Plastic
Shape	Circular
Height	205mm
Diameter	305mm
Surface Ceiling	Yes
Surface Wall	Yes
Indoor	Yes
Adjustable	No

Gear	Built In
Fitting + Driver	
Input Voltage	220-240V
50 Hz	Yes
60 Hz	Yes
Safety Class	
Power(Watts)	1W
IP Rating	IP44
Light Source	LED built in
Dimmable	No
F Mark	

Fitting	
Input Type	Constant Current
Safety Class	
Power(Watts)	1W
IP Rating	IP44
Light Source	LED built in
F Mark	

Gear	
Gear Type	Led Driver
Input Voltage	220-240V
50 Hz	Yes
60 Hz	Yes
Power(Watts)	1W
Constant Current	Yes
IP Rating	IP20
Safety Class	

Dimmable
Housing Material
Output Terminal
Battery Capacity
Battery Voltage
Operation Time
Charging Time
Maintened
Non Maintened

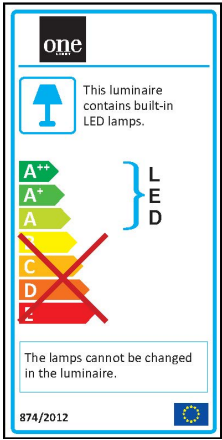
No
Plastic
Connector
1500mAh
3,6V
3Hrs
24Hrs
Yes
Yes

Packing Info

Box Weight
Pcs/Carton
Barcode
HS Code

1Kg
12
5291889047742
9405104090

Energy Label



Warranty	2 Years
Weee Directive	Yes