

Big
WHITE®

'22

SLV LIGHTING CATALOGUE

OUR PROMISE.



FAST AND
RELIABLE DELIVERY



5 YEAR
WARRANTY*



PRICE AND PERFORMANCE
IN PERFECT HARMONY



GERMAN
ENGINEERING



WE ARE YOUR WAREHOUSE
98% AVAILABILITY

OFFICE

SLV LIGHTING DIRECT

Telephone number:
016 436 099

sales@slvlightingdirect.com
www.slvlightingdirect.com

SLV has the right to adapt the relevant price list in line with changes in market conditions, in the event of substantial changes in procurement costs or similar circumstances.

*Please note the warranty conditions under slv.com – Service → Downloads → Warranty Conditions

BIG WHITE®

Whether printed or digital – with us, the choice is yours.

SLV.COM – EXPERIENCE LIGHT ONLINE

On our online platform you will find the complete SLV range with all product details, descriptions, availability, and much more. Our filter makes looking for the perfect product easy. Useful design files, 3D data, configurators and calculation tools such as FastCalc by DIAL are there to help you create your perfect lighting design. Always in line with the times, with news from the world of lighting. Visit slv.com



THE DIGITAL BIG WHITE® CATALOG – YOUR FLEXIBLE COMPANION



Our digital catalog is a tool that will make your customer visits more efficient than ever: as well as having a digital copy of our main catalog to hand, you also get additional services offering a quick insight into the specific SLV products you want to see.

SLV EXPERIENCE LIGHT APP: NOW YOU CAN EXPERIENCE REAL INSPIRATION VIRTUALLY TOO.

Understand in advance what SLV lights can do for customers.

With our augmented reality app, SLV EXPERIENCE LIGHT, you can always find the perfect lighting – on the spot, indoors and outdoors. The app is extremely easy to use, making it an important consultation tool for electrical installers and lighting designers. Because where the customer's imagination ends, the possibilities of our app begin: give a virtual presentation of how our lights will work in their future location.



Download the SLV EXPERIENCE LIGHT app for free.

Download our free augmented reality app from the iTunes Apple Store or Google Play Store onto your smartphone or tablet.



SLV – EXPERIENCE LIGHT EVEN BETTER.

Light illuminates, sets the scene, and influences us in all areas. Because digitalization, sustainability and quality are more in focus than ever before, SLV is always reinventing its appeal.

EXPERIENCE LIGHT.

SLV's goal is to make light an experience in all its facets: with products that are progressive, resource-saving and high-quality. We also provide a first-class service, reliable delivery, and easy installation to significantly reduce expenses in terms of time, costs, and effort.





TRUST SUSTAINABILITY.

SLV develops its lights in Germany and guarantees satisfaction through consistent quality assurance. In addition, we have a strong focus on sustainability, which we consider holistically across all core processes.



CERTIFIED QUALITY.

With its German engineering approach, SLV develops lights and guarantees satisfaction through consistent quality assurance. SLV luminaires are put through their paces in our own laboratories, which are located at SLV's German headquarters in Übach-Palenberg (North Rhine-Westphalia) and in Shanghai, Asia. This means that we don't just offer quality, we guarantee it: for 5 years. We also focus on sustainability, which we consider holistically across all core processes.

As you can see: you can rely on the SLV brand.



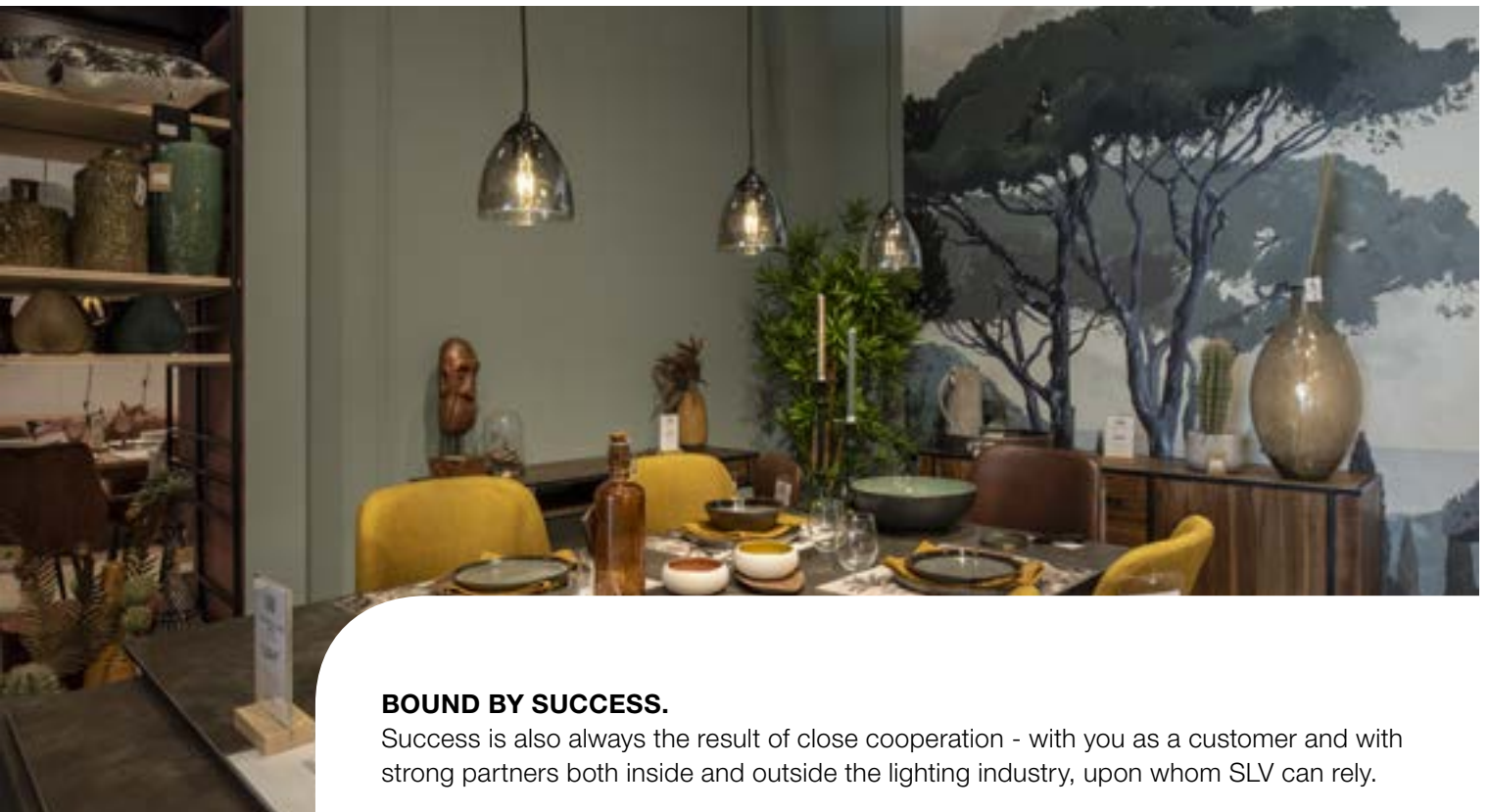
FUTURE-PROOF LIGHTING.

Constant product development and finding new solutions are what motivate us at SLV. Whether we are developing digital technologies or setting new standards, intelligently networking devices or offering system solutions: SLV stands for modern and future-proof lighting.



RELIABLE DELIVERY.

With a constant product availability of 98%, we can supply all customers reliably and quickly from our German logistics centre.



BOUND BY SUCCESS.

Success is also always the result of close cooperation - with you as a customer and with strong partners both inside and outside the lighting industry, upon whom SLV can rely.

GOOD FOR THE ENVIRONMENT. GOOD FOR YOU.

Every day, we strive towards our aim of achieving sustainable results across the entire value chain.

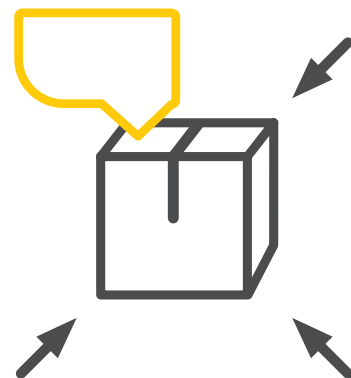
With various measures in the areas of production, packaging, logistics, and more.

THE FUTURE IS NOW.

At SLV we focus on avoiding, reducing, reusing and recycling: we design products and packaging in an environmentally friendly way, reduce hidden waste, cut emissions and optimize logistics processes. Today, we are already consistently focusing on sustainability in the development of lighting technology.

SUSTAINABLE PACKAGING SOLUTIONS.

Thanks to packaging solutions on demand (On Demand Packaging), we can save time, packaging material and costs. By using customized boxes from Packsize NOW, we can significantly reduce the amount of corrugated cardboard and filling material used. Our lower transport volume also results in fewer CO₂ emissions during shipping. To this end, we rely on recycled material, limit ourselves to two printing inks, and try to avoid adhesives and glossy varnishes as much as possible.



A LARGE CATALOG WITH A SMALL CO₂-FOOTPRINT.

In addition to our classic DIN A4 catalog size, we offer the BIG WHITE® in a handy DIN A5 format as well as digitally. This helps us to conserve valuable resources but also reduce CO₂ emissions and costs. Our printed BIG WHITE® is FSC Mix certified – in addition to using 100% recycled paper, we also only use paper that is obtained from sustainably managed forests. This allows us to make our catalog production sustainable and environmentally friendly.





PRODUCTS WITH RECYCLED SECONDARY RESOURCES.

To preserve resources, we successively replace primary raw materials with secondary raw materials whenever technically possible. Our SAMRINA ground spike light, for example, is partly made using a plastic that contains up to 35% recycled raw materials. The proportion of recycled material in the total mass of the light is 17%. At the same time, SAMRINA impresses customers with the quality and durability they expect from SLV. To protect the environment, we ensure that all our products are easy to recycle at the end of their lifespan.

1004757 592

NEW ENERGY EFFICIENCY CLASSES.

As of September 2021, new rules for the environmentally compatible design (ecodesign) and energy consumption labeling (product information) of energy-relevant products apply. These rules affect lightsources such as LED modules or lamps with pedestals.

NO NEW LABEL FOR LIGHTS.

The implementation of the new regulations for lighting is governed by EU regulations 2019/2015 or 2021/340 (product information) and 2019/2020 or 2021/341 (product design), which replace and supplement the previous requirements. These rules affect lightsources such as lamps with pedestals and LED modules. Lights with integrated non-destructively removable lightbulbs, on the other hand, are regarded as surrounding products and do not receive their own energy label – but the energy class of the integrated lightbulb must be stated in the instructions.

A FUTURE-PROOF SCALE.

The new EU regulation provides for a rescaling of the energy classes. The future energy label scale ranges from A to G and is not related to the previous scale. To ensure that the classification remains sustainable, the legislator has designed the requirements in such a way that the higher classes can only be reached in the future. This means, to give an example, that even a lightbulb with an energy class E has good efficiency.

NEW ENERGY LABELS.

The design of the new energy labels has also changed. To ensure that the energy label can be used in all EU member states, the linguistic components have been removed. The label also features a QR code that refers to a product's corresponding entry in the publicly accessible part of the European product database for energy labelling (EPREL database).

COMMITTED TO EFFICIENCY.

As a company, SLV ensures that all products comply with the new regulations. Stationary traders with a stock of affected products acquired before September 1, 2021 will have a transitional period of 18 months during which the old energy labels may continue to be used.

1004772 443





DO YOU KNOW..?

How to understand the new energy efficiency classes.

Our example – the SLV One 40 Track:



The product continues to show good efficiency: only the classification itself changes. This ensures that the energy efficiency classes remain valid in the long term.

You can find more information about the light in question by using the QR code on the energy label.

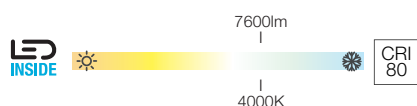
Simply scan it!

NEW PRODUCT PRESENTATION.

We have thoroughly revised our product presentation – so that you can offer your customers optimum advice. Clear, detailed, and customer-orientated.

A LOOK AT THE ESSENTIALS

New icons and symbols summarize important technical details for you.



- Integrated LED technology
- Luminous flux
- Colour temperature
- Colour rendering index



- Light with lamp holder
- Lamp
- Maximum wattage

KNOW HOW LONG IT LASTS

All information is marked with new symbols.



PRODUCT DETAILS

All technical product information for the lighting professional.



LAMP DETAILS

Always find the matching lamp



RECOMMENDED LAMP

Complete your pedestal lamp and order the matching lamp at the same time.



RECOMMENDED ACCESSORIES

Expand the function of your light and complement it with matching accessories.



EEC INFORMATION




The energy efficiency of all lightbulbs and variants at a glance.

1001309, 1001310	3700lm 3000K	


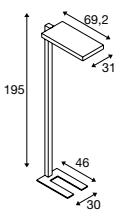










WORKLIGHT
FL



NEW

7600lm
4000K
CRI 80

200-240V ~50/60Hz | 2000mA
Total wattage: 79W
Material: aluminium

- Euro plug

Options **Prod. no.** **EUR**

Up: 3800lm | 4000K | CRI80
Down: 3800lm | 4000K | CRI80
■ black 1005390 ■

Better readability

Our "NEW", "NEW VARIANT" and "FOLLOWER" products are now even easier to recognize.

At a glance:

The most important information, summarized for your customers.

For the lighting professional

Technical details, accessories, and suitable lamps.

New EEC information

Sustainable and economical LED lighting. For the future, too.




NEW ONE 60



NEW ONE LINEAR



NEW PANEL TRACK



NEW GRAFIT



NUMINOS® 014 - 095

N	Lighting system.....	014 - 027
	Downlights.....	028 - 061
	High-voltage 3-phase track systems.....	062 - 071
	Wall and ceiling lights.....	072 - 073
	Ceiling lights.....	074 - 087
	Pendant lights.....	088 - 095

INDOOR 096 - 507

					Table and floor lamps.....	096 - 113
					Pendant lights.....	114 - 179
					Wall lights.....	180 - 245
					Ceiling lights.....	246 - 289
					Wall and ceiling lights.....	290 - 341
					Recessed lights.....	342 - 423
					High-voltage 3-phase track systems.....	424 - 459
					High-voltage single-phase track systems.....	460 - 485
					High-voltage Easytec® II track system.....	486 - 495
					Low-voltage cable system.....	496 - 507

OUTDOOR 508 - 731

					Mobile lights and floor lights.....	508 - 583
					Spotlights.....	584 - 603
					Wall and ceiling lights.....	604 - 693
					Recessed wall lights.....	694 - 703
					Recessed ceiling lights.....	704 - 713
					Recessed floor lights.....	714 - 731

PROFILE SOLUTIONS 732 - 749



LED STRIPS 750 - 763



CONNECTED LIGHTING 764 - 787



DALI – Professionally connected lighting.....	764 - 777
ZIGBEE® 3.0 – The smart wireless system.....	778 - 787

ACCESSORIES 788 - 807



LAMPS 808 - 819



LUMINAIRE FAMILIES, INDEX AND REFERENCES 820 - 866

	0-9	A-Z	i	SLV's luminaire families.....	820 - 835
				Numerical.....	838 - 851
				Alphabetical.....	855 - 859
				References.....	860 - 866

You can find more lights and variants at www.slv.com
 All prices are recommended retail prices (RRP) and listed without VAT.





THE PERFECT
LIGHTING
SOLUTION FOR
EVERY CONTEXT.

NUMINOS®

ONE LIGHTING SYSTEM – A THOUSAND POSSIBILITIES.

THE FREELY CONFIGURABLE LIGHTING SYSTEM THAT
CASTS A GOOD LIGHT ON EVERY SETTING.

No two projects are the same. But many projects demand a coherent lighting and design concept. NUMINOS® is a perfectly coordinated lighting system that harmonises function, design and technology. For planners and doers. For every need. For maximum variety with minimum effort.

NUMINOS®

HIGH-PERFORMANCE LED MODULE
WITH BRILLIANT COLOUR RENDERING

WIDE SELECTION OF DOWNLIGHTS
AND SPOTS FOR A HARMONIOUS
DESIGN CONCEPT.



MORE FREEDOM WITH SYSTEM.

WHATEVER YOU'RE PLANNING –
THE NUMINOS® LIGHTING SYSTEM
CREATES SPACE FOR NEW IDEAS.



The NUMINOS® lighting system offers constant lighting characteristics and modern design for all uses:

- for office spaces
- shops & boutiques
- hotels & gastronomy
- at home
- and much more

From hotels and offices to commercial or private rooms. From application to technology to detailed design: one great feature is that the modular downlights and spotlights can be configured exactly as required, depending on the design or space in question. And the more multifaceted your project is, the more you benefit from the NUMINOS® lighting system.

Lighting that
won't dominate.



NUMINOS®
GIMBLE M, DL
Product no.
1005945
NUMINOS®
Move S, DL
Product no.
1005340

**Highlights that
shine down.**



NUMINOS® XL, CL
Product no.
1005767

**Free for
all dimensions.**



NUMINOS®
ZOOM M, 3-circuit
Product no.
1006116

**Perfect for
suspending, and
height-adjustable.**



NUMINOS® XL, PD
Product no.
1005783

UNPARALLELED VARIETY, SHARED HIGHLIGHTS.

Choose between:

- Downlight or spotlight
- Various sizes and diameters
- Housing colours (black/white)
- Reflector variants
- Pivoting or rigid versions
- Performance classes

The different variants feature:

- High-performance LED module with the light colours 2700K/3000K/4000K
- Colour quality CRI>90
- Glare rating UGR min. <22



DOWNLIGHTS

Available in seven versions (68-75mm to 176-186mm) with high-performance LED module in three light colours (2700K, 3000K, 4000K) and glare ratings (UGR 16, 19, 22)

Selectable reflectors with half beam angles of 20°, 40° or 55°.

Various effect filters (frosted / prismatic / elliptical / honeycomb) available as accessories.

The decorative ring can be selected in white, black or chrome as a visible border.

NUMINOS® downlights are available as fixed or swivelling versions (4x fixed and 3x swivelling and rotating).



XS S M L XL

Accessories with system:

You can easily add an optional driver (on/off, phase dimming, DALI) and suitable diffusers using the colour coding system.

You can find drivers and diffusers for the SLV NUMINOS® Downlight system on pages 58-61.

A WELL THOUGHT-OUT LIGHTING SYSTEM DOWN TO THE LAST DETAIL.

Thanks to the wide selection of modules, there is a suitable solution to meet every need. Fixed configuration. Fast and safe to install.



SPOTLIGHTS

Available in three housing sizes (65x155mm, 85x175mm, 100x203mm) with high-power LED module in three light colours (2700K, 3000K, 4000K)

Thanks to the built-in LED driver (phase dimming, DALI), all spotlights are suitable for direct connection to 230V mains voltage.

Selectable lenses with half beam angles of 24°, 36° or 60°.

NUMINOS® spotlights are available as swivelling or fixed ceiling spots, pendant lights and as spots for 3-circuit track systems.



Easy to install.

Because efficiency always pays off, SLV lights are easy, quick and safe to install. Connection via mounting plate, rail system, quick-release coupling, spring clips and colour-coded drivers for downlights offers a key advantage: it saves you time and effort – and therefore costs.



A LIGHTING SYSTEM. FOR EVERY SCENARIO.

For success in all conditions, you need team players who shine with individual strengths. Discover the applications for which the individual NUMINOS® lights are particularly well suited.



Transform objects into eye-catching features



NUMINOS®
GIMBLE XS, DL
Product no.
1005817

Downlights.

Unobtrusive, modern and space-saving lighting that directs the gaze to particular objects or the room in general: the downlights in the NUMINOS® lighting system can be used variably in commercial and private settings.



For elegant illumination of lounge areas.



NUMINOS®
GIMBLE XS, DL
Product no.
1005843

For entrance areas
that really welcome
guests in.



NUMINOS® XS
DL
Product no.
1005520



Guide the way
in hallways.



NUMINOS®
MOVE XS, DL
Product no.
1005584

To create accents
in sales areas.



NUMINOS®
GIMBLE M, DL
Product no.
1005953

Individually designed illumination.

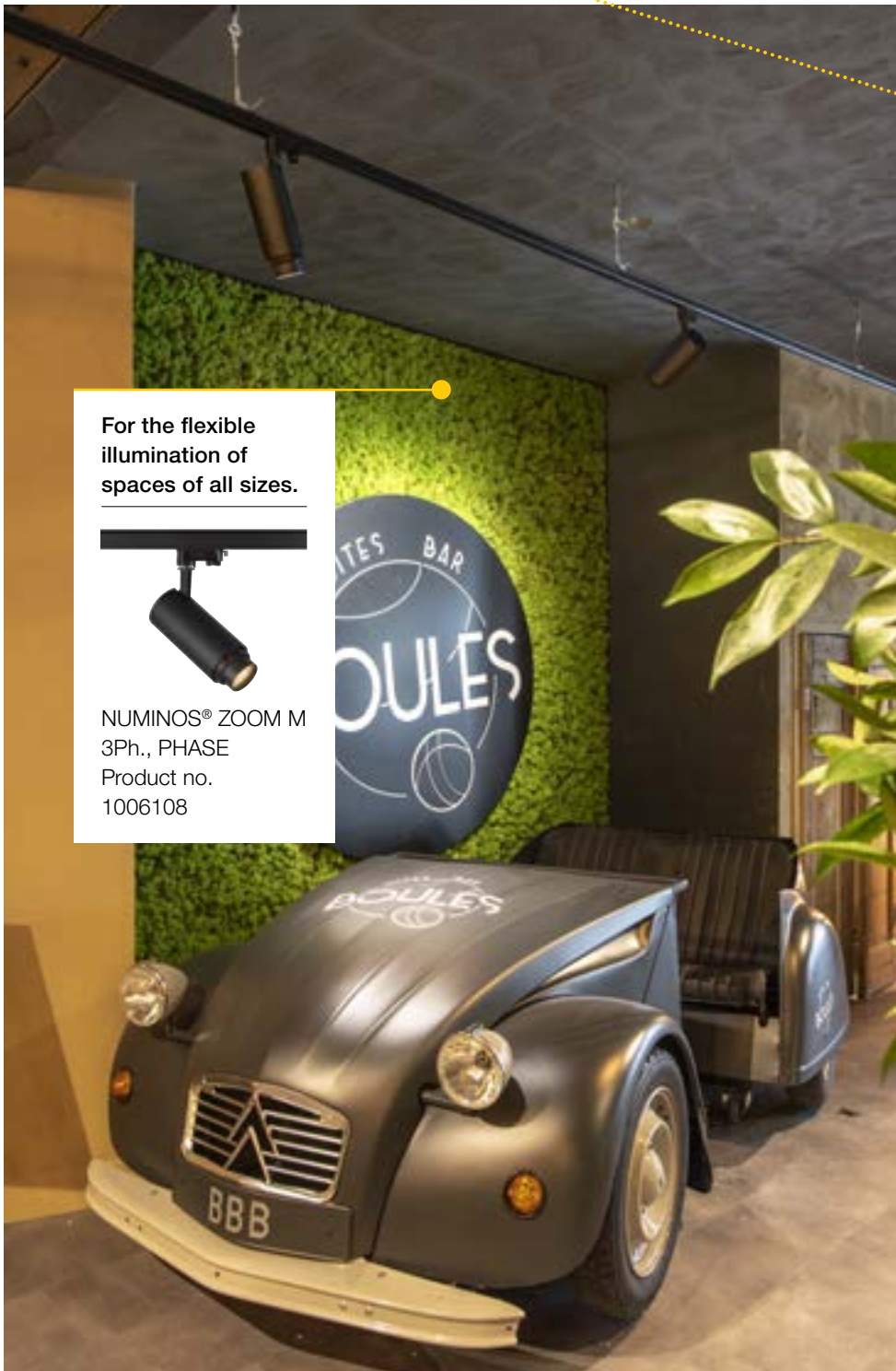
Thanks to the large selection of reflectors on offer, the NUMINOS® lighting system is suitable for accent lighting as well as for the illumination of products and sales areas.



For the perfect
presentation of
objects.



NUMINOS®
GIMBLE S, DL
Product no.
1005899



For the flexible illumination of spaces of all sizes.



NUMINOS® ZOOM M
3Ph., PHASE
Product no.
1006108

Products skilfully showcased.



NUMINOS® ZOOM M
3-circuit., DALI
Product no.
1006119

Spotlights.

Shops and boutiques as well as restaurants, bars, museums, studios, and surgeries – every space depends on expert accent lighting. Spotlights can be used to illuminate larger spaces as well as for targeted lighting.






To create
an appetising
atmosphere.



NUMINOS® M
PD, PHASE
Product no.
1004247
combined with
decorative ring
Product no.
1006168



For a cosier home.



NUMINOS® S, PD, DALI
Prod. no.: 1004439
combined with decorative ring
Prod. no.: 1006167



SYSTEMATICALLY ACHIEVING YOUR OBJECTIVE.

With the NUMINOS® Online Configurator.

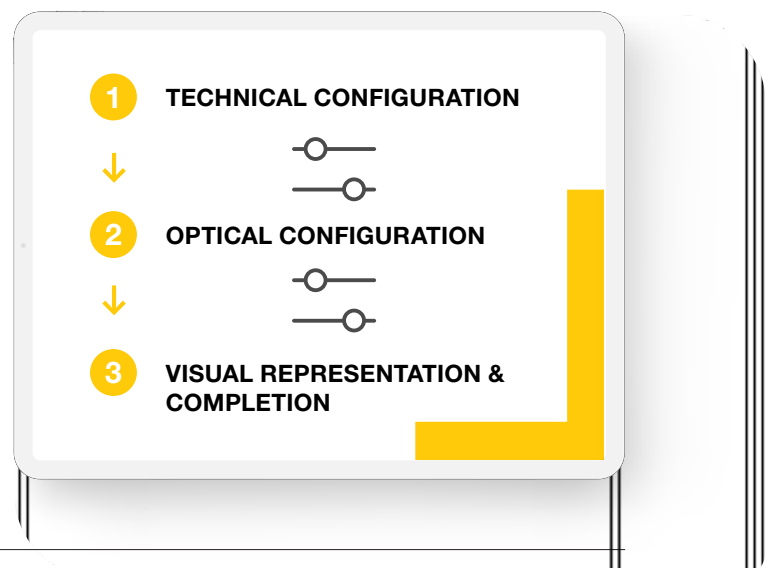
Our configurator really is this easy:
the first question is: downlight or spotlight?
You can then choose between preconfigured
and additionally customisable application
scenarios or free configuration.

If you are still unsure about the selection
of attributes, don't worry: we offer suitable
explanations for each selected configuration.

This way to the NUMINOS® Configurator:

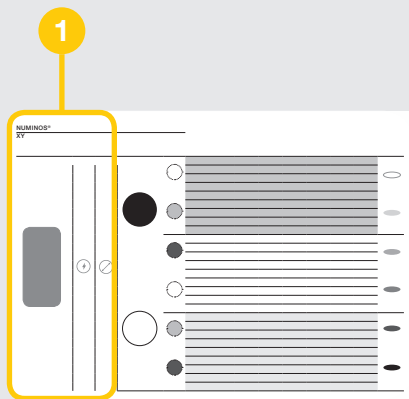
www.numinos.SLV.com

Just three steps to reach your goal:



Reach your goal here and now – configure your lighting with the BIG WHITE® catalogue.

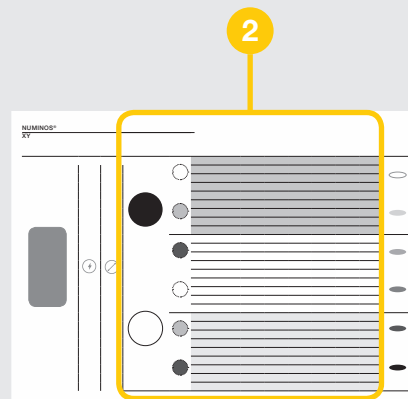
Put together your dream lighting over the next pages. The following product overviews will help you reach your goal just as easily: scroll to your desired light type, follow the columns from left to right and make your individual selection. At the end, you will find the relevant item number for direct ordering.



STEP 1

SPOTLIGHT OR DOWNLIGHT?

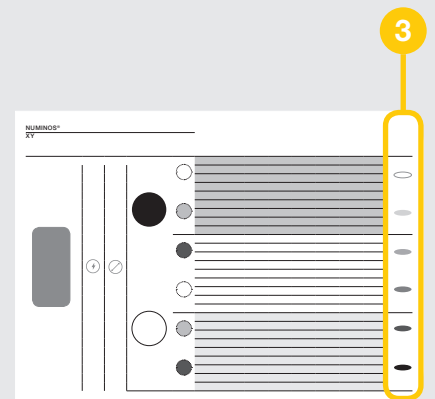
Choose the most suitable light type for your needs. The diameter (downlights) or housing size (spotlights) are coupled with the total wattage.



STEP 2

TECHNICAL CONFIGURATION & SELECTION OF DETAILS

Column by column, you can select optical and technical attributes such as housing colour or decorative colours, the colour temperature, half beam angle and more.




STEP 3

PRODUCT

Get a visual impression of your fully configured light and order it right away using the relevant item number.

STILL UNSURE ABOUT SOMETHING?



Scan me to view a video that shows how to configure NUMINOS® lights.

In addition to the familiar catalog icons, you will find the following icons in this chapter:

 **Glare rating**

 **Colour temperature**

 **Beam angle**

 **Lumen**

 **Controller**

NUMINOS® XS

NEW VARIANT



DL

XS

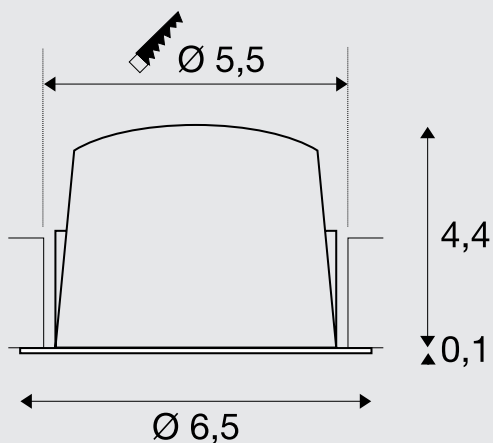
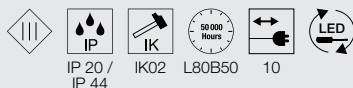


Product details:

200mA

Power consumption: 7W

Material: aluminium/polycarbonate (PC)



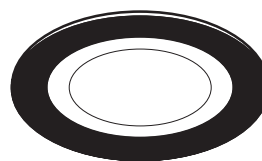
Tip:

Low-voltage plug
 Driver not included
 Leaf springs are included with the product
 and can be replaced.

You can find suitable drivers,
 diffusers, and reducer rings
 on pages 58-61.



black



black



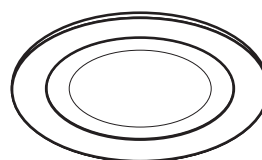
white



chrome



black



white



white



chrome

					PROD. NO.		
	2700 K	640lm	20°	16	1005499		
		620lm	40°	22	1005502		
		640lm	55°	25	1005505		
	3000 K	700lm	20°	16	1005517		
		670 lm	40°	22	1005520		
		690lm	55°	25	1005523		
	4000 K	720lm	20°	16	1005535		
		700lm	40°	22	1005538		
		710lm	55°	25	1005541		
	2700 K	670 lm	20°	16	1005500		
		650lm	40°	22	1005503		
		670 lm	55°	25	1005506		
	3000 K	730lm	20°	16	1005518		
		700lm	40°	22	1005521		
		720lm	55°	25	1005524		
	4000 K	750lm	20°	16	1005536		
		730lm	40°	22	1005539		
		740lm	55°	25	1005542		
	2700 K	670 lm	20°	16	1005501		
		650lm	40°	22	1005504		
		670 lm	55°	25	1005507		
	3000 K	730lm	20°	16	1005519		
		700lm	40°	22	1005522		
		720lm	55°	25	1005525		
	4000 K	750lm	20°	16	1005537		
		730lm	40°	22	1005540		
		740lm	55°	25	1005543		
	2700 K	640lm	20°	16	1005508		
		620lm	40°	22	1005511		
		640lm	55°	25	1005514		
	3000 K	700lm	20°	16	1005526		
		670 lm	40°	22	1005529		
		690lm	55°	25	1005532		
	4000 K	720lm	20°	16	1005544		
		700lm	40°	22	1005547		
		710lm	55°	25	1005550		
	2700 K	670 lm	20°	16	1005509		
		650lm	40°	22	1005512		
		670 lm	55°	25	1005515		
	3000 K	730lm	20°	16	1005527		
		700lm	40°	22	1005530		
		720lm	55°	25	1005533		
	4000 K	750lm	20°	16	1005545		
		730lm	40°	22	1005548		
		740lm	55°	25	1005551		
	2700 K	670 lm	20°	16	1005510		
		650lm	40°	22	1005513		
		670 lm	55°	25	1005516		
	3000 K	730lm	20°	16	1005528		
		700lm	40°	22	1005531		
		720lm	55°	25	1005534		
	4000 K	750lm	20°	16	1005546		
		730lm	40°	22	1005549		
		740lm	55°	25	1005552		

NUMINOS® S



DL



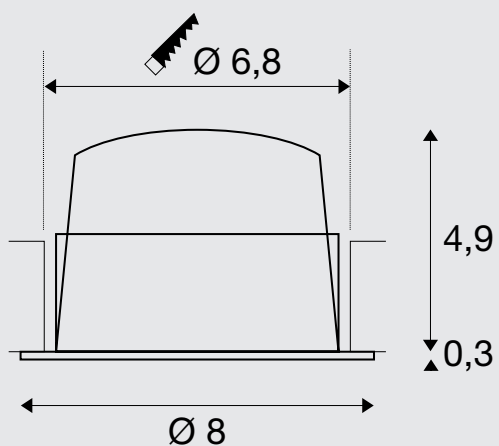
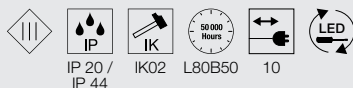
Product details:

250mA

Power consumption: 8.6W

Material: aluminium/polycarbonate (PC)

Installation dimensions: Diameter: 6.8 cm D: 5.5 cm



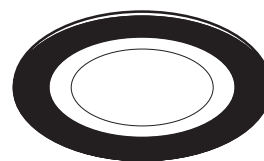
Tip:

Low-voltage plug
Driver not included
Leaf springs are included with the product and can be replaced.

You can find suitable drivers, diffusers, and reducer rings on pages 58-61.



black



black



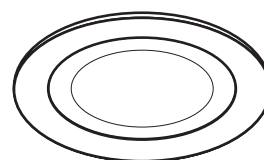
white



chrome



black



white



white



chrome

					PROD. NO.		
	2700 K	670 lm	20°	19	1003769		
		670 lm	40°	18,5	1003772		
		670 lm	55°	22	1003775		
	3000 K	690lm	20°	19	1003793		
		690lm	40°	19	1003796		
		690lm	55°	22	1003799		
	4000 K	730lm	20°	19	1003817		
		730lm	40°	19	1003820		
		730lm	55°	22	1003823		
	2700 K	720lm	20°	18,5	1003770		
		720lm	40°	19	1003773		
		720lm	55°	22	1003776		
	3000 K	730lm	20°	19	1003794		
		730lm	40°	19	1003797		
		730lm	55°	22	1003800		
	4000 K	790lm	20°	19	1003818		
		790lm	40°	19	1003821		
		790lm	55°	22	1003824		
	2700 K	690lm	20°	19	1003771		
		690lm	40°	19	1003774		
		690lm	55°	22	1003777		
	3000 K	700lm	20°	19	1003795		
		700lm	40°	19	1003798		
		700lm	55°	19	1003801		
	4000 K	750lm	20°	19	1003819		
		750lm	40°	19	1003822		
		750lm	55°	22	1003825		
	2700 K	670 lm	20°	19	1003781		
		670 lm	40°	19	1003784		
		670 lm	55°	22	1003787		
	3000 K	690lm	20°	19	1003805		
		690lm	40°	19	1003808		
		690lm	55°	22	1003811		
	4000 K	730lm	20°	19	1003829		
		730lm	40°	19	1003832		
		730lm	55°	22	1003835		
	2700 K	720lm	20°	18,5	1003782		
		720lm	40°	19	1003785		
		720lm	55°	22	1003788		
	3000 K	730lm	20°	19	1003806		
		730lm	40°	19	1003809		
		730lm	55°	22	1003812		
	4000 K	790lm	20°	19	1003830		
		790lm	40°	19	1003833		
		790lm	55°	22	1003836		
	2700 K	690lm	20°	19	1003783		
		690lm	40°	19	1003786		
		690lm	55°	22	1003789		
	3000 K	700lm	20°	19	1003807		
		700lm	40°	19	1003810		
		700lm	55°	22	1003813		
	4000 K	750lm	20°	19	1003831		
		750lm	40°	19	1003834		
		750lm	55°	22	1003837		

NUMINOS® M



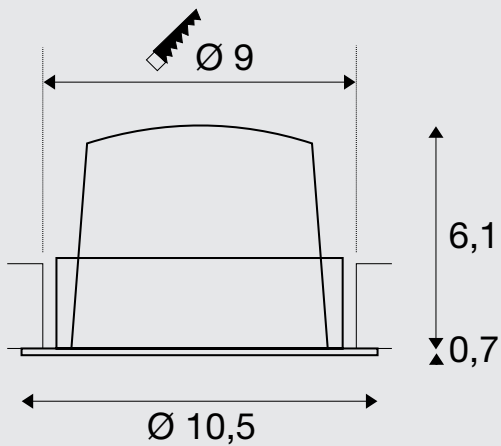
DL

M



Product details:

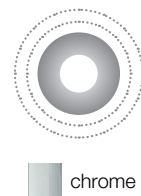
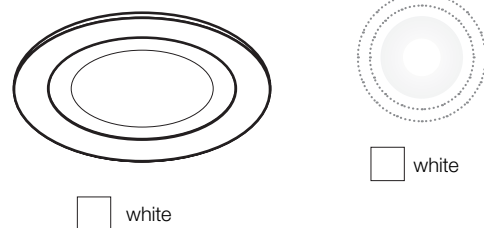
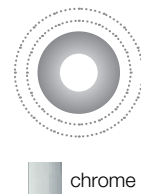

500mA
 Power consumption: 17.5W
 Material: aluminium/polycarbonate (PC)
 Installation dimensions: Diameter: 9 cm D: 7.5 cm



Tip:

Low-voltage plug
 Driver not included
 Leaf springs are included with the product and can be replaced.

You can find suitable drivers, diffusers, and reducer rings on pages 58-61.



					PROD. NO.	
	2700 K	1460lm	20°	19	1003841	
		1460lm	40°	22	1003844	
		1460lm	55°	22	1003847	
	3000 K	1500lm	20°	19	1003865	
		1500lm	40°	22	1003868	
		1500lm	55°	22	1003871	
	4000 K	1600lm	20°	19	1003889	
		1600lm	40°	22	1003892	
		1600lm	55°	22	1003895	
	2700 K	1600lm	20°	22	1003842	
		1600lm	40°	19,4	1003845	
		1600lm	55°	22	1003848	
	3000 K	1600lm	20°	22	1003866	
		1600lm	40°	22	1003869	
		1600lm	55°	22	1003872	
	4000 K	1750lm	20°	22	1003890	
		1750lm	40°	22	1003893	
		1750lm	55°	22	1003896	
	2700 K	1550lm	20°	19	1003843	
		1550lm	40°	19	1003846	
		1550lm	55°	19	1003849	
	3000 K	1550lm	20°	19	1003867	
		1550lm	40°	19	1003870	
		1550lm	55°	19	1003873	
	4000 K	1660lm	20°	19	1003891	
		1660lm	40°	19	1003894	
		1660lm	55°	19	1003897	
	2700 K	1460lm	20°	19	1003853	
		1460lm	40°	22	1003856	
		1460lm	55°	22	1003859	
	3000 K	1500lm	20°	19	1003877	
		1500lm	40°	22	1003880	
		1500lm	55°	22	1003883	
	4000 K	1600lm	20°	19	1003901	
		1600lm	40°	22	1003904	
		1600lm	55°	22	1003907	
	2700 K	1600lm	20°	22	1003854	
		1600lm	40°	19	1003857	
		1600lm	55°	22	1003860	
	3000 K	1600lm	20°	22	1003878	
		1600lm	40°	22	1003881	
		1600lm	55°	22	1003884	
	4000 K	1750lm	20°	22	1003902	
		1750lm	40°	22	1003905	
		1750lm	55°	22	1003908	
	2700 K	1550lm	20°	19	1003855	
		1550lm	40°	19	1003858	
		1550lm	55°	19	1003861	
	3000 K	1550lm	20°	19	1003879	
		1550lm	40°	19	1003882	
		1550lm	55°	19	1003885	
	4000 K	1660lm	20°	19	1003903	
		1660lm	40°	19	1003906	
		1660lm	55°	19	1003909	

NUMINOS® L

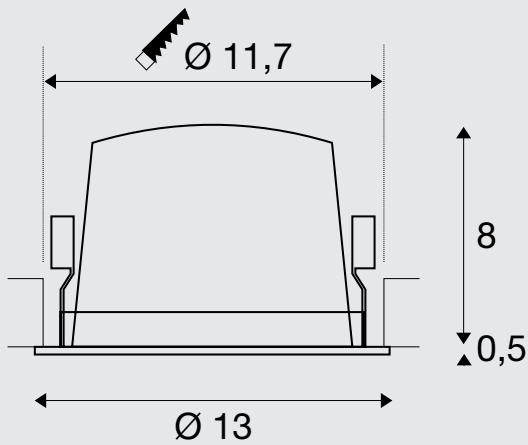


DL



Product details:

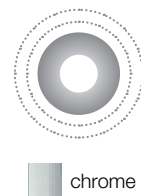
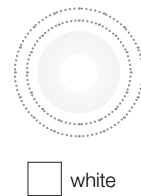
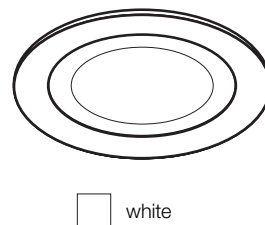
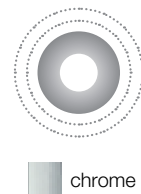
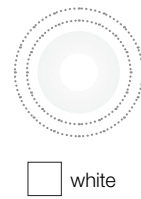

700mA
 Power consumption: 25.4W
 Material: aluminium/polycarbonate (PC)
 Installation dimensions: Diameter: 11.7 cm D: 9 cm



Tip:

Low-voltage plug
 Driver not included

You can find suitable drivers, diffusers, and reducer rings on pages 58-61.



					PROD. NO.		
	2700 K	2150lm	20°	22	1003913		
		2150lm	40°	22	1003916		
		2150lm	55°	22	1003919		
	3000 K	2150lm	20°	22	1003937		
		2150lm	40°	22	1003940		
		2150lm	55°	25	1003943		
	4000 K	2350lm	20°	22	1003961		
		2350lm	40°	22	1003964		
		2350lm	55°	25	1003967		
	2700 K	2250lm	20°	19	1003914		
		2250lm	40°	19	1003917		
		2250lm	55°	22	1003920		
	3000 K	2300lm	20°	19	1003938		
		2300lm	40°	19	1003941		
		2300lm	55°	20	1003944		
	4000 K	2450lm	20°	19	1003962		
		2450lm	40°	19	1003965		
		2450lm	55°	22	1003968		
	2700 K	2150lm	20°	19	1003915		
		2150lm	40°	19	1003918		
		2150lm	55°	19	1003921		
	3000 K	2200lm	20°	19	1003939		
		2200lm	40°	19	1003942		
		2200lm	55°	19	1003945		
	4000 K	2350lm	20°	19	1003963		
		2350lm	40°	19	1003966		
		2350lm	55°	19	1003969		
	2700 K	2150lm	20°	22	1003925		
		2150lm	40°	22	1003928		
		2150lm	55°	22	1003931		
	3000 K	2150lm	20°	22	1003949		
		2150lm	40°	22	1003952		
		2150lm	55°	25	1003955		
	4000 K	2350lm	20°	22	1003973		
		2350lm	40°	22	1003976		
		2350lm	55°	25	1003979		
	2700 K	2250lm	20°	19	1003926		
		2250lm	40°	19	1003929		
		2250lm	55°	22	1003932		
	3000 K	2300lm	20°	19	1003950		
		2300lm	40°	19	1003953		
		2300lm	55°	22	1003956		
	4000 K	2450lm	20°	19	1003974		
		2450lm	40°	19	1003977		
		2450lm	55°	22	1003980		
	2700 K	2150lm	20°	19	1003927		
		2150lm	40°	19	1003930		
		2150lm	55°	19	1003933		
	3000 K	2200lm	20°	19	1003951		
		2200lm	40°	19	1003954		
		2200lm	55°	19	1003957		
	4000 K	2350lm	20°	19	1003975		
		2350lm	40°	19	1003978		
		2350lm	55°	19	1003981		

NUMINOS® XL



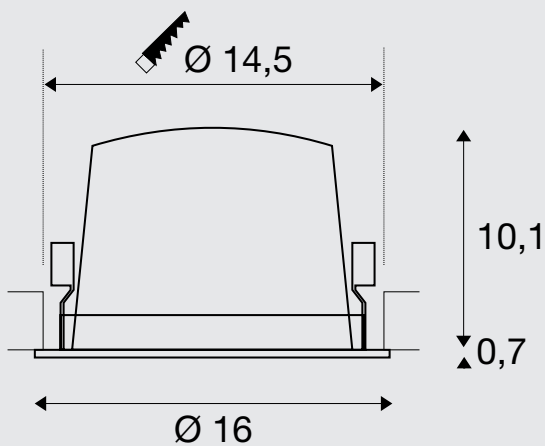
DL

XL



Product details:

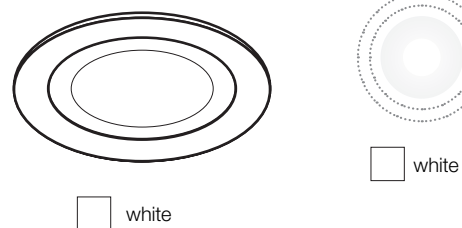
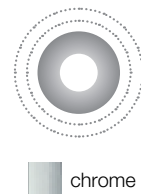
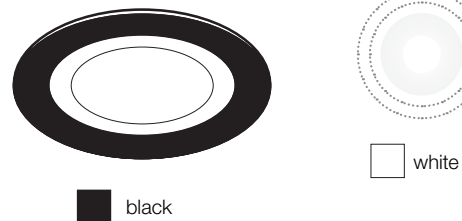
1050mA
 Power consumption: 37.4W
 Material: aluminium/polycarbonate (PC)
 Installation dimensions: Diameter: 14.5 cm D: 11.5 cm



Tip:

Low-voltage plug
 Driver not included

You can find suitable drivers, diffusers, and reducer rings on pages 58-61.



A → G				UGR	PROD. NO.	
A ↑ G	2700 K	3300lm	20°	22	1003985	
		3300lm	40°	22	1003988	
		3300lm	55°	22	1003991	
A ↑ G	3000 K	3300lm	20°	22	1004009	
		3300lm	40°	22	1004012	
		3300lm	55°	22	1004015	
A ↑ G	4000 K	3600lm	20°	22	1004033	
		3600lm	40°	22	1004036	
		3600lm	55°	25	1004039	
A ↑ G	2700 K	3500lm	20°	19	1003986	
		3500lm	40°	19	1003989	
		3500lm	55°	19	1003992	
A ↑ G	3000 K	3550lm	20°	19	1004010	
		3550lm	40°	19	1004013	
		3550lm	55°	19	1004016	
A ↑ G	4000 K	3800lm	20°	19	1004034	
		3800lm	40°	19	1004037	
		3800lm	55°	19	1004040	
A ↑ G	2700 K	3400lm	20°	19	1003987	
		3400lm	40°	19	1003990	
		3400lm	55°	19	1003993	
A ↑ G	3000 K	3500lm	20°	19	1004011	
		3500lm	40°	19	1004014	
		3500lm	55°	19	1004017	
A ↑ G	4000 K	3750lm	20°	19	1004035	
		3750lm	40°	19	1004038	
		3750lm	55°	19	1004041	
A ↑ G	2700 K	3300lm	20°	22	1003997	
		3300lm	40°	22	1004000	
		3300lm	55°	22	1004003	
A ↑ G	3000 K	3300lm	20°	22	1004021	
		3300lm	40°	22	1004024	
		3300lm	55°	22	1004027	
A ↑ G	4000 K	3600lm	20°	22	1004045	
		3600lm	40°	22	1004048	
		3600lm	55°	25	1004051	
A ↑ G	2700 K	3500lm	20°	19	1003998	
		3500lm	40°	19	1004001	
		3500lm	55°	19	1004004	
A ↑ G	3000 K	3550lm	20°	19	1004022	
		3550lm	40°	19	1004025	
		3550lm	55°	19	1004028	
A ↑ G	4000 K	3800lm	20°	19	1004046	
		3800lm	40°	19	1004049	
		3800lm	55°	19	1004052	
A ↑ G	2700 K	3400lm	20°	19	1003999	
		3400lm	40°	19	1004002	
		3400lm	55°	19	1004005	
A ↑ G	3000 K	3500lm	20°	19	1004023	
		3500lm	40°	19	1004026	
		3500lm	55°	19	1004029	
A ↑ G	4000 K	3750lm	20°	19	1004047	
		3750lm	40°	19	1004050	
		3750lm	55°	19	1004053	

NUMINOS® MOVE XS

NEW VARIANT



DL

XS

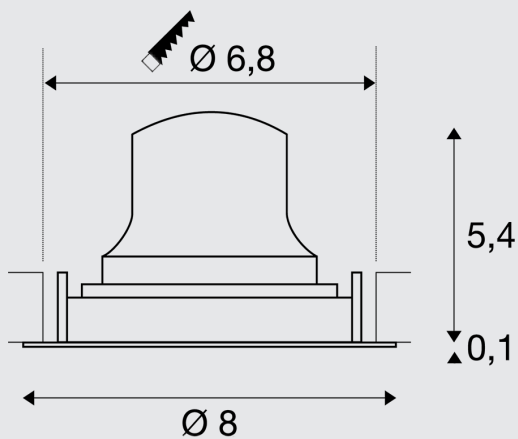


Product details:

200mA

Power consumption: 7W

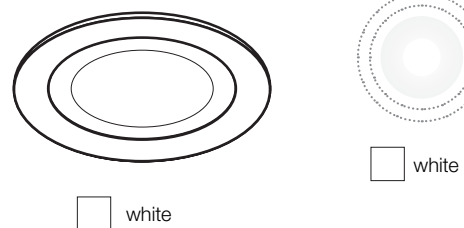
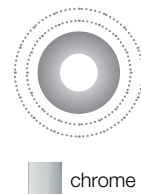
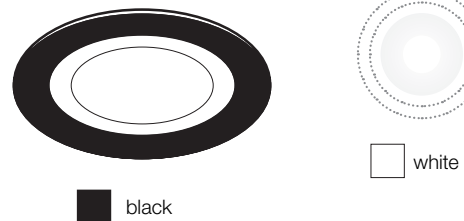
Material: aluminium/polycarbonate (PC)



Tip:

Low-voltage plug
Driver not included

You can find suitable drivers, diffusers, and reducer rings on pages 58-61.



					PROD. NO.	
	2700 K	640lm	20°	16	1005553	
		620lm	40°	22	1005556	
		640lm	55°	25	1005559	
	3000 K	700lm	20°	16	1005571	
		670lm	40°	22	1005574	
		690lm	55°	25	1005577	
	4000 K	720lm	20°	16	1005589	
		700lm	40°	22	1005592	
		710lm	55°	25	1005595	
	2700 K	670lm	20°	16	1005554	
		650lm	40°	22	1005557	
		670lm	55°	25	1005560	
	3000 K	730lm	20°	16	1005572	
		700lm	40°	22	1005575	
		720lm	55°	25	1005578	
	4000 K	750lm	20°	16	1005590	
		730lm	40°	22	1005593	
		740lm	55°	25	1005596	
	2700 K	670lm	20°	16	1005555	
		650lm	40°	22	1005558	
		670lm	55°	25	1005561	
	3000 K	730lm	20°	16	1005573	
		700lm	40°	22	1005576	
		720lm	55°	25	1005579	
	4000 K	750lm	20°	16	1005591	
		730lm	40°	22	1005594	
		740lm	55°	25	1005597	
	2700 K	640lm	20°	16	1005562	
		620lm	40°	22	1005565	
		640lm	55°	25	1005568	
	3000 K	700lm	20°	16	1005580	
		670lm	40°	22	1005583	
		690lm	55°	25	1005586	
	4000 K	720lm	20°	16	1005598	
		700lm	40°	22	1005603	
		710lm	55°	25	1005606	
	2700 K	670lm	20°	16	1005563	
		650lm	40°	22	1005566	
		670lm	55°	25	1005569	
	3000 K	730lm	20°	16	1005581	
		700lm	40°	22	1005584	
		720lm	55°	25	1005587	
	4000 K	750lm	20°	16	1005599	
		730lm	40°	22	1005604	
		740lm	55°	25	1005607	
	2700 K	670lm	20°	16	1005564	
		650lm	40°	22	1005567	
		670lm	55°	25	1005570	
	3000 K	730lm	20°	16	1005582	
		700lm	40°	22	1005585	
		720lm	55°	25	1005588	
	4000 K	750lm	20°	16	1005600	
		730lm	40°	22	1005605	
		740lm	55°	25	1005608	

NUMINOS® MOVE S

NEW VARIANT



DL

S

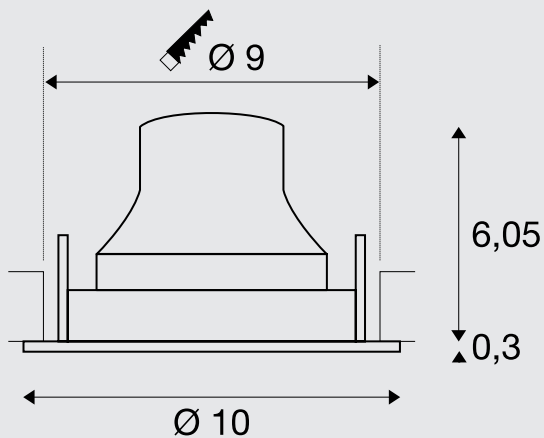


Product details:

250 mA

Power consumption: 8.6W

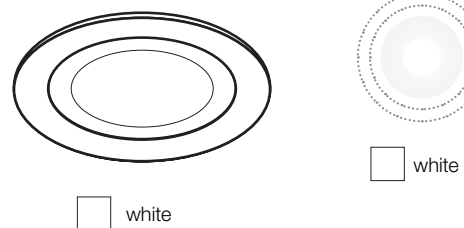
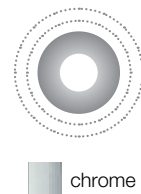
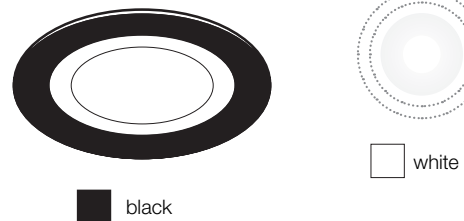
Material: aluminium/polycarbonate (PC)



Tip:

Low-voltage plug
Driver not included

You can find suitable drivers, diffusers, and reducer rings on pages 58-61.



A → G				UGR	PROD. NO.		
A ↑ G	2700 K	670 lm	20°	19	1005319		
		670 lm	40°	19	1005322		
		670 lm	55°	22	1005325		
A ↑ G	3000 K	690lm	20°	19	1005337		
		690lm	40°	19	1005340		
		690lm	55°	22	1005343		
A ↑ G	4000 K	730lm	20°	19	1005355		
		730lm	40°	19	1005358		
		730lm	55°	22	1005361		
A ↑ G	2700 K	720lm	20°	19	1005320		
		720lm	40°	19	1005323		
		720lm	55°	22	1005326		
A ↑ G	3000 K	730lm	20°	19	1005338		
		730lm	40°	19	1005341		
		730lm	55°	22	1005344		
A ↑ G	4000 K	790lm	20°	19	1005356		
		790lm	40°	19	1005359		
		790lm	55°	22	1005362		
A ↑ G	2700 K	690lm	20°	19	1005321		
		690lm	40°	19	1005324		
		690lm	55°	22	1005327		
A ↑ G	3000 K	700lm	20°	19	1005339		
		700lm	40°	19	1005342		
		700lm	55°	22	1005345		
A ↑ G	4000 K	750lm	20°	19	1005357		
		750lm	40°	19	1005360		
		750lm	55°	22	1005363		
A ↑ G	2700 K	670 lm	20°	19	1005328		
		670 lm	40°	19	1005331		
		670 lm	55°	22	1005334		
A ↑ G	3000 K	690lm	20°	19	1005346		
		690lm	40°	19	1005349		
		690lm	55°	22	1005352		
A ↑ G	4000 K	730lm	20°	19	1005364		
		730lm	40°	19	1005367		
		730lm	55°	22	1005370		
A ↑ G	2700 K	720lm	20°	19	1005329		
		720lm	40°	19	1005332		
		720lm	55°	22	1005335		
A ↑ G	3000 K	730lm	20°	19	1005347		
		730lm	40°	19	1005350		
		730lm	55°	22	1005353		
A ↑ G	4000 K	790lm	20°	19	1005365		
		790lm	40°	19	1005368		
		790lm	55°	22	1005371		
A ↑ G	2700 K	690lm	20°	19	1005330		
		690lm	40°	19	1005333		
		690lm	55°	22	1005336		
A ↑ G	3000 K	700lm	20°	19	1005348		
		700lm	40°	19	1005351		
		700lm	55°	22	1005354		
A ↑ G	4000 K	750lm	20°	19	1005366		
		750lm	40°	19	1005369		
		750lm	55°	22	1005372		

NUMINOS® MOVE M



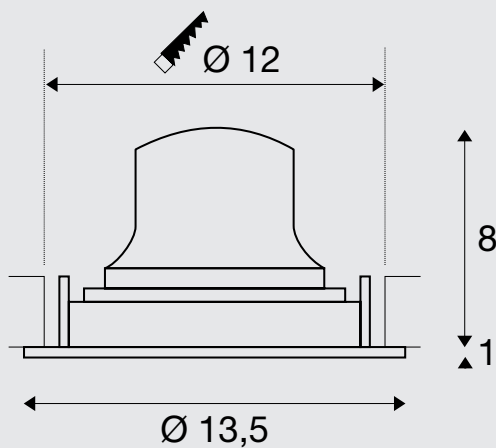
DL

M



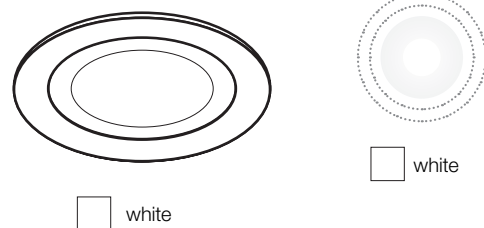

Product details:

500mA
 Power consumption: 17.5W
 Material: aluminium/polycarbonate (PC)
 Installation dimensions: Diameter: 12 cm D: 10 cm



Tip:
 Low-voltage plug
 Driver not included

You can find suitable drivers, diffusers, and reducer rings on pages 58-61.



A → G				UGR	PROD. NO.		
	2700 K	1460lm	20°	19	1003553		
		1460lm	40°	22	1003556		
		1460lm	55°	22	1003559		
	3000 K	1500lm	20°	19	1003577		
		1500lm	40°	22	1003580		
		1500lm	55°	22	1003583		
	4000 K	1600lm	20°	19	1003601		
		1600lm	40°	22	1003604		
		1600lm	55°	22	1003607		
	2700 K	1600lm	20°	22	1003554		
		1600lm	40°	19	1003557		
		1600lm	55°	22	1003560		
	3000 K	1600lm	20°	22	1003578		
		1600lm	40°	22	1003581		
		1600lm	55°	22	1003584		
	4000 K	1750lm	20°	22	1003602		
		1750lm	40°	22	1003605		
		1750lm	55°	22	1003608		
	2700 K	1550lm	20°	19	1003555		
		1550lm	40°	19	1003558		
		1550lm	55°	19	1003561		
	3000 K	1550lm	20°	19	1003579		
		1550lm	40°	19	1003582		
		1550lm	55°	19	1003585		
	4000 K	1660lm	20°	19	1003603		
		1660lm	40°	19	1003606		
		1660lm	55°	19	1003609		
	2700 K	1460lm	20°	19	1003565		
		1460lm	40°	22	1003568		
		1460lm	55°	22	1003571		
	3000 K	1500lm	20°	19	1003589		
		1500lm	40°	22	1003592		
		1500lm	55°	22	1003595		
	4000 K	1600lm	20°	19	1003613		
		1600lm	40°	22	1003616		
		1600lm	55°	22	1003619		
	2700 K	1600lm	20°	22	1003566		
		1600lm	40°	22	1003569		
		1600lm	55°	22	1003572		
	3000 K	1600lm	20°	22	1003590		
		1600lm	40°	22	1003593		
		1600lm	55°	22	1003596		
	4000 K	1750lm	20°	22	1003614		
		1750lm	40°	22	1003617		
		1750lm	55°	22	1003620		
	2700 K	1550lm	20°	19	1003567		
		1550lm	40°	19	1003570		
		1550lm	55°	19	1003573		
	3000 K	1550lm	20°	19	1003591		
		1550lm	40°	19	1003594		
		1550lm	55°	19	1003597		
	4000 K	1660lm	20°	19	1003615		
		1660lm	40°	19	1003618		
		1660lm	55°	19	1003621		

NUMINOS® MOVE L

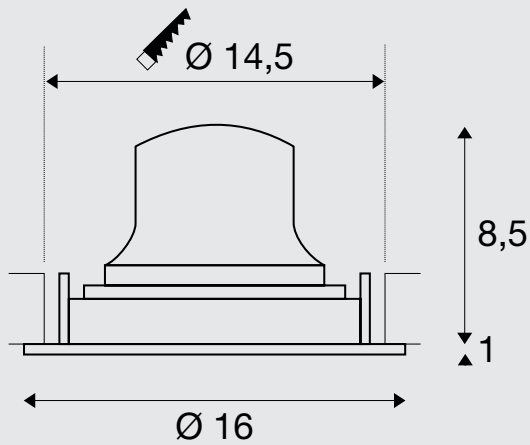


DL



Product details:

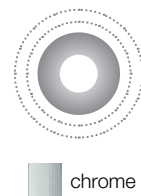
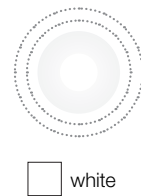
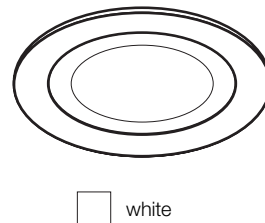
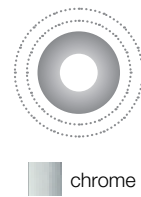
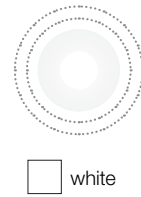

750mA
 Power consumption: 25.4W
 Material: aluminium/polycarbonate (PC)
 Installation dimensions: Diameter: 14.5 cm D: 10.5 cm



Tip:

Low-voltage plug
 Driver not included

You can find suitable drivers, diffusers, and reducer rings on pages 58-61.



					PROD. NO.		
	2700 K	2150lm	20°	22	1003625		
		2150lm	40°	22	1003628		
		2150lm	55°	22	1003631		
	3000 K	2150lm	20°	22	1003649		
		2150lm	40°	22	1003652		
		2150lm	55°	25	1003655		
	4000 K	2350lm	20°	22	1003673		
		2350lm	40°	22	1003676		
		2350lm	55°	25	1003679		
	2700 K	2250lm	20°	19	1003626		
		2250lm	40°	19	1003629		
		2250lm	55°	22	1003632		
	3000 K	2300lm	20°	19	1003650		
		2300lm	40°	19	1003653		
		2300lm	55°	22	1003656		
	4000 K	2450lm	20°	19	1003674		
		2450lm	40°	19	1003677		
		2450lm	55°	22	1003680		
	2700 K	2150lm	20°	19	1003627		
		2150lm	40°	19	1003630		
		2150lm	55°	19	1003633		
	3000 K	2200lm	20°	19	1003651		
		2200lm	40°	19	1003654		
		2200lm	55°	19	1003657		
	4000 K	2350lm	20°	19	1003675		
		2350lm	40°	19	1003678		
		2350lm	55°	19	1003681		
	2700 K	2150lm	20°	22	1003637		
		2150lm	40°	22	1003640		
		2150lm	55°	22	1003643		
	3000 K	2150lm	20°	22	1003661		
		2150lm	40°	22	1003664		
		2150lm	55°	25	1003667		
	4000 K	2350lm	20°	22	1003685		
		2350lm	40°	22	1003688		
		2350lm	55°	25	1003691		
	2700 K	2250lm	20°	19	1003638		
		2250lm	40°	19	1003641		
		2250lm	55°	22	1003644		
	3000 K	2300lm	20°	19	1003662		
		2300lm	40°	19	1003665		
		2300lm	55°	22	1003668		
	4000 K	2450lm	20°	19	1003686		
		2450lm	40°	19	1003689		
		2450lm	55°	22	1003692		
	2700 K	2150lm	20°	19	1003639		
		2150lm	40°	19	1003642		
		2150lm	55°	19	1003645		
	3000 K	2200lm	20°	19	1003663		
		2200lm	40°	19	1003666		
		2200lm	55°	19	1003669		
	4000 K	2350lm	20°	19	1003687		
		2350lm	40°	19	1003690		
		2350lm	55°	19	1003693		

NUMINOS® MOVE XL



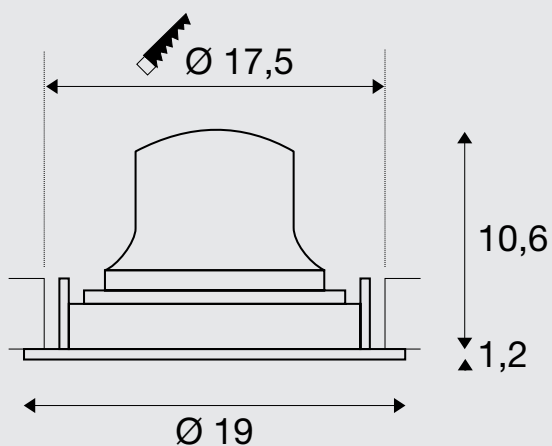
DL

XL



Product details:

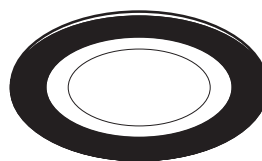
1050mA
 Power consumption: 37.4W
 Material: aluminium/polycarbonate (PC)
 Installation dimensions: Diameter: 17.5 cm D: 13 cm



Tip:

Low-voltage plug
 Driver not included

You can find suitable drivers, diffusers, and reducer rings on pages 58-61.



black



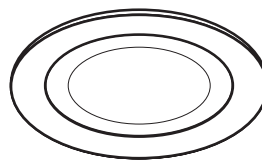
white



chrome



black



white



white



chrome

					PROD. NO.		
	2700 K	3300lm	20°	22	1003697		
		3300lm	40°	22	1003700		
		3300lm	55°	22	1003703		
	3000 K	3300lm	20°	22	1003721		
		3300lm	40°	22	1003724		
		3300lm	55°	22	1003727		
	4000 K	3600lm	20°	22	1003745		
		3600lm	40°	22	1003748		
		3600lm	55°	25	1003751		
	2700 K	3500lm	20°	19	1003698		
		3500lm	40°	19	1003701		
		3500lm	55°	19	1003704		
	3000 K	3550lm	20°	19	1003722		
		3550lm	40°	19	1003725		
		3550lm	55°	19	1003728		
	4000 K	3800lm	20°	19	1003746		
		3800lm	40°	19	1003749		
		3800lm	55°	19	1003752		
	2700 K	3400lm	20°	19	1003699		
		3400lm	40°	19	1003702		
		3400lm	55°	19	1003705		
	3000 K	3500lm	20°	19	1003723		
		3500lm	40°	19	1003726		
		3500lm	55°	19	1003729		
	4000 K	3750lm	20°	19	1003747		
		3750lm	40°	19	1003750		
		3750lm	55°	19	1003753		
	2700 K	3300lm	20°	22	1003709		
		3300lm	40°	22	1003712		
		3300lm	55°	22	1003715		
	3000 K	3300lm	20°	22	1003733		
		3300lm	40°	22	1003736		
		3300lm	55°	22	1003739		
	4000 K	3600lm	20°	22	1003757		
		3600lm	40°	22	1003760		
		3600lm	55°	25	1003763		
	2700 K	3500lm	20°	19	1003710		
		3500lm	40°	19	1003713		
		3500lm	55°	19	1003716		
	3000 K	3550lm	20°	19	1003734		
		3550lm	40°	19	1003737		
		3550lm	55°	19	1003740		
	4000 K	3800lm	20°	19	1003758		
		3800lm	40°	19	1003761		
		3800lm	55°	19	1003764		
	2700 K	3400lm	20°	19	1003711		
		3400lm	40°	19	1003714		
		3400lm	55°	19	1003717		
	3000 K	3500lm	20°	19	1003735		
		3500lm	40°	19	1003738		
		3500lm	55°	19	1003741		
	4000 K	3750lm	20°	19	1003759		
		3750lm	40°	19	1003762		
		3750lm	55°	19	1003765		

NUMINOS® GIMBLE XS



DL

XS

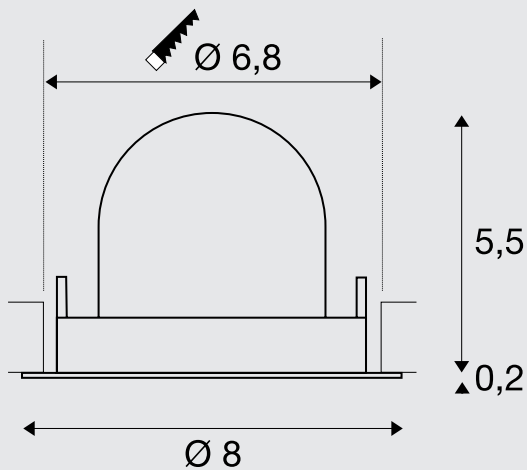
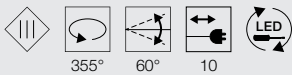


Product details:

200mA

Power consumption: 7W

Material: aluminium/polycarbonate (PC)



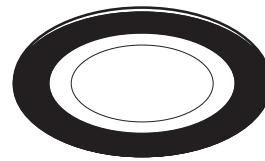
Tip:

Low-voltage plug
Driver not included

You can find suitable drivers, diffusers, and reducer rings on pages 58-61.



black



black



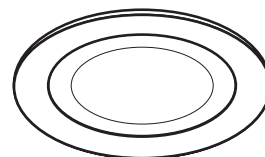
white



chrome



black



white



white



chrome

A → G				UGR	PROD. NO.	
A ↑ G ↓ F	2700 K	640lm	20°	16	1005813	
		620lm	40°	22	1005816	
		640lm	55°	25	1005819	
A ↑ G ↓ E	3000 K	700lm	20°	16	1005831	
		670 lm	40°	22	1005834	
		690lm	55°	25	1005837	
A ↑ G ↓ E	4000 K	720lm	20°	16	1005849	
		700lm	40°	22	1005852	
		710lm	55°	25	1005855	
A ↑ G ↓ F	2700 K	670 lm	20°	16	1005814	
		650lm	40°	22	1005817	
		670 lm	55°	25	1005820	
A ↑ G ↓ E	3000 K	730lm	20°	16	1005832	
		700lm	40°	22	1005835	
		720lm	55°	25	1005838	
A ↑ G ↓ E	4000 K	750lm	20°	16	1005850	
		730lm	40°	22	1005853	
		740lm	55°	25	1005856	
A ↑ G ↓ F	2700 K	670 lm	20°	16	1005815	
		650lm	40°	22	1005818	
		670 lm	55°	25	1005821	
A ↑ G ↓ E	3000 K	730lm	20°	16	1005833	
		700lm	40°	22	1005836	
		720lm	55°	25	1005839	
A ↑ G ↓ E	4000 K	750lm	20°	16	1005851	
		730lm	40°	22	1005854	
		740lm	55°	25	1005857	
A ↑ G ↓ F	2700 K	640lm	20°	16	1005822	
		620lm	40°	22	1005825	
		640lm	55°	25	1005828	
A ↑ G ↓ E	3000 K	700lm	20°	16	1005840	
		670 lm	40°	22	1005843	
		690lm	55°	25	1005846	
A ↑ G ↓ E	4000 K	720lm	20°	16	1005858	
		700lm	40°	22	1005861	
		710lm	55°	25	1005864	
A ↑ G ↓ F	2700 K	670 lm	20°	16	1005823	
		650lm	40°	22	1005826	
		670 lm	55°	25	1005829	
A ↑ G ↓ E	3000 K	730lm	20°	16	1005841	
		700lm	40°	22	1005844	
		720lm	55°	25	1005847	
A ↑ G ↓ E	4000 K	750lm	20°	16	1005859	
		730lm	40°	22	1005862	
		740lm	55°	25	1005865	
A ↑ G ↓ F	2700 K	670 lm	20°	16	1005824	
		650lm	40°	22	1005827	
		670 lm	55°	25	1005830	
A ↑ G ↓ E	3000 K	730lm	20°	16	1005842	
		700lm	40°	22	1005845	
		720lm	55°	25	1005848	
A ↑ G ↓ E	4000 K	750lm	20°	16	1005860	
		730lm	40°	22	1005863	
		740lm	55°	25	1005866	

NUMINOS® GIMBLE S



DL

S

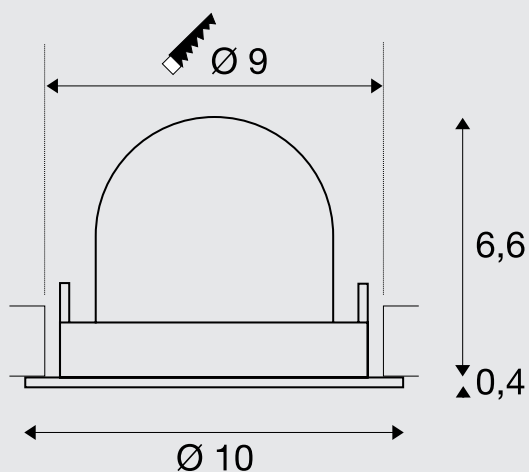
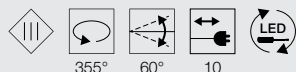


Product details:

250mA

Power consumption: 8.6W

Material: aluminium/polycarbonate (PC)



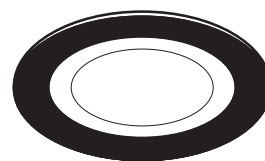
Tip:

Low-voltage plug
Driver not included

You can find suitable drivers, diffusers, and reducer rings on pages 58-61.



black



black



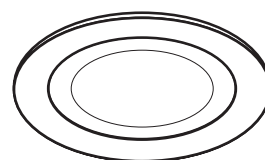
white



chrome



black



white



white



chrome

					PROD. NO.		
	2700 K	670 lm	20°	19	1005867		
		670 lm	40°	19	1005870		
		670 lm	55°	22	1005873		
	3000 K	690lm	20°	19	1005885		
		690lm	40°	19	1005888		
		690lm	55°	22	1005891		
	4000 K	730lm	20°	19	1005903		
		730lm	40°	19	1005906		
		730lm	55°	22	1005909		
	2700 K	720lm	20°	19	1005868		
		720lm	40°	19	1005871		
		720lm	55°	22	1005874		
	3000 K	730lm	20°	19	1005886		
		730lm	40°	19	1005889		
		730lm	55°	22	1005892		
	4000 K	790lm	20°	19	1005904		
		790lm	40°	19	1005907		
		790lm	55°	22	1005910		
	2700 K	690lm	20°	19	1005869		
		690lm	40°	19	1005872		
		690lm	55°	22	1005875		
	3000 K	700lm	20°	19	1005887		
		700lm	40°	19	1005890		
		700lm	55°	22	1005893		
	4000 K	750lm	20°	19	1005905		
		750lm	40°	19	1005908		
		750lm	55°	22	1005911		
	2700 K	670 lm	20°	19	1005876		
		670 lm	40°	19	1005879		
		670 lm	55°	22	1005882		
	3000 K	690lm	20°	19	1005894		
		690lm	40°	19	1005897		
		690lm	55°	22	1005900		
	4000 K	730lm	20°	19	1005912		
		730lm	40°	19	1005915		
		730lm	55°	22	1005918		
	2700 K	720lm	20°	19	1005877		
		720lm	40°	19	1005880		
		720lm	55°	22	1005883		
	3000 K	730lm	20°	19	1005895		
		730lm	40°	19	1005898		
		730lm	55°	22	1005901		
	4000 K	790lm	20°	19	1005913		
		790lm	40°	19	1005916		
		790lm	55°	22	1005919		
	2700 K	690lm	20°	19	1005878		
		690lm	40°	19	1005881		
		690lm	55°	22	1005884		
	3000 K	700lm	20°	19	1005896		
		700lm	40°	19	1005899		
		700lm	55°	22	1005902		
	4000 K	750lm	20°	19	1005914		
		750lm	40°	19	1005917		
		750lm	55°	22	1005920		

NUMINOS® GIMBLE M



DL

M

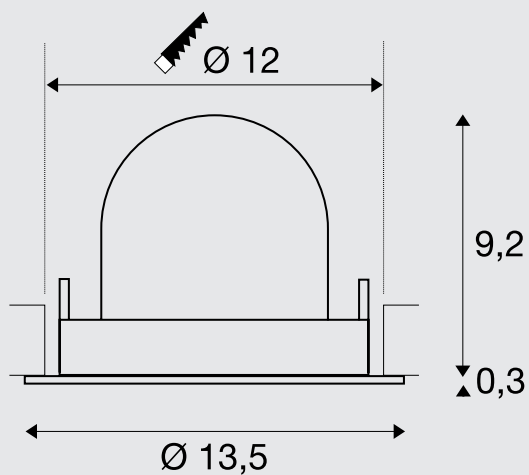
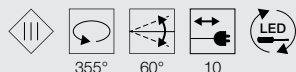


Product details:

500mA

Power consumption: 17.5W

Material: aluminium/polycarbonate (PC)



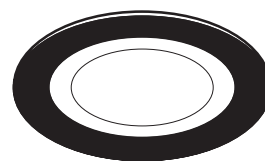
Tip:

Low-voltage plug
Driver not included

You can find suitable drivers, diffusers, and reducer rings on pages 58-61.



black



black



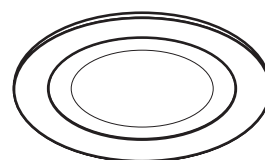
white



chrome



black



white



white



chrome

					PROD. NO.	
	2700 K	1460lm	20°	22	1005921	
		1460lm	40°	22	1005924	
		1460lm	55°	22	1005927	
	3000 K	1500lm	20°	22	1005939	
		1500lm	40°	22	1005942	
		1500lm	55°	22	1005945	
	4000 K	1600lm	20°	22	1005957	
		1600lm	40°	22	1005960	
		1600lm	55°	22	1005963	
	2700 K	1600lm	20°	22	1005922	
		1600lm	40°	22	1005925	
		1600lm	55°	22	1005928	
	3000 K	1600lm	20°	22	1005940	
		1600lm	40°	22	1005943	
		1600lm	55°	22	1005946	
	4000 K	1750lm	20°	22	1005958	
		1750lm	40°	22	1005961	
		1750lm	55°	22	1005964	
	2700 K	1550lm	20°	22	1005923	
		1550lm	40°	22	1005926	
		1550lm	55°	22	1005929	
	3000 K	1550lm	20°	22	1005941	
		1550lm	40°	22	1005944	
		1550lm	55°	22	1005947	
	4000 K	1660lm	20°	22	1005959	
		1660lm	40°	22	1005962	
		1660lm	55°	22	1005965	
	2700 K	1460lm	20°	22	1005930	
		1460lm	40°	22	1005933	
		1460lm	55°	22	1005936	
	3000 K	1500lm	20°	22	1005948	
		1500lm	40°	22	1005951	
		1500lm	55°	22	1005954	
	4000 K	1600lm	20°	22	1005966	
		1600lm	40°	22	1005969	
		1600lm	55°	22	1005972	
	2700 K	1600lm	20°	22	1005931	
		1600lm	40°	22	1005934	
		1600lm	55°	22	1005937	
	3000 K	1600lm	20°	22	1005949	
		1600lm	40°	22	1005952	
		1600lm	55°	22	1005955	
	4000 K	1750lm	20°	22	1005967	
		1750lm	40°	22	1005970	
		1750lm	55°	22	1005973	
	2700 K	1550lm	20°	22	1005932	
		1550lm	40°	22	1005935	
		1550lm	55°	22	1005938	
	3000 K	1550lm	20°	22	1005950	
		1550lm	40°	22	1005953	
		1550lm	55°	22	1005956	
	4000 K	1660lm	20°	22	1005968	
		1660lm	40°	22	1005971	
		1660lm	55°	22	1005974	

NUMINOS® GIMBLE L



DL

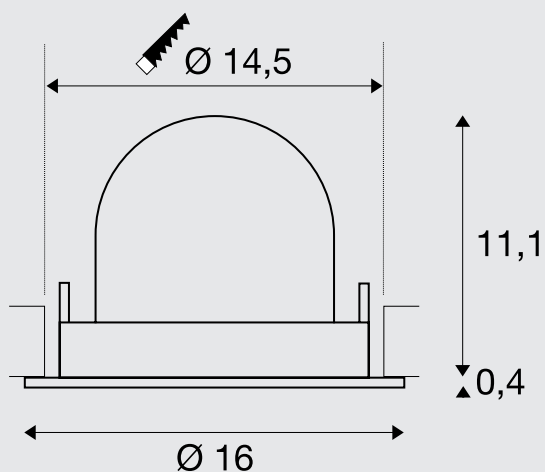
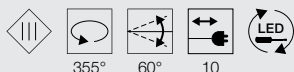


Product details:

700mA

Power consumption: 25.4W

Material: aluminium/polycarbonate (PC)



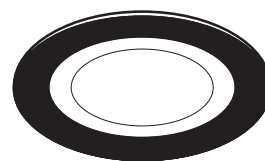
Tip:

Low-voltage plug
Driver not included

You can find suitable drivers, diffusers, and reducer rings on pages 58-61.



black



black



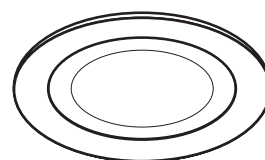
white



chrome



black



white



white



chrome

					PROD. NO.	
	2700 K	2150lm	20°	22	1005975	
		2150lm	40°	22	1005978	
		2150lm	55°	22	1005981	
	3000 K	2150lm	20°	22	1005993	
		2150lm	40°	22	1005996	
		2150lm	55°	22	1005999	
	4000 K	2350lm	20°	22	1006011	
		2350lm	40°	22	1006014	
		2350lm	55°	22	1006017	
	2700 K	2250lm	20°	22	1005976	
		2250lm	40°	22	1005979	
		2250lm	55°	22	1005982	
	3000 K	2300lm	20°	22	1005994	
		2300lm	40°	22	1005997	
		2300lm	55°	22	1006000	
	4000 K	2450lm	20°	22	1006012	
		2450lm	40°	22	1006015	
		2450lm	55°	22	1006018	
	2700 K	2150lm	20°	22	1005977	
		2150lm	40°	22	1005980	
		2150lm	55°	22	1005983	
	3000 K	2200lm	20°	22	1005995	
		2200lm	40°	22	1005998	
		2200lm	55°	22	1006001	
	4000 K	2350lm	20°	22	1006013	
		2350lm	40°	22	1006016	
		2350lm	55°	22	1006019	
	2700 K	2150lm	20°	22	1005984	
		2150lm	40°	22	1005987	
		2150lm	55°	22	1005990	
	3000 K	2150lm	20°	22	1006002	
		2150lm	40°	22	1006005	
		2150lm	55°	22	1006008	
	4000 K	2350lm	20°	22	1006020	
		2350lm	40°	22	1006023	
		2350lm	55°	22	1006026	
	2700 K	2250lm	20°	22	1005985	
		2250lm	40°	22	1005988	
		2250lm	55°	22	1005991	
	3000 K	2300lm	20°	22	1006003	
		2300lm	40°	22	1006006	
		2300lm	55°	22	1006009	
	4000 K	2450lm	20°	22	1006021	
		2450lm	40°	22	1006024	
		2450lm	55°	22	1006027	
	2700 K	2150lm	20°	22	1005986	
		2150lm	40°	22	1005989	
		2150lm	55°	22	1005992	
	3000 K	2200lm	20°	22	1006004	
		2200lm	40°	22	1006007	
		2200lm	55°	22	1006010	
	4000 K	2350lm	20°	22	1006022	
		2350lm	40°	22	1006025	
		2350lm	55°	22	1006028	

NUMINOS® GIMBLE XL



DL

XL

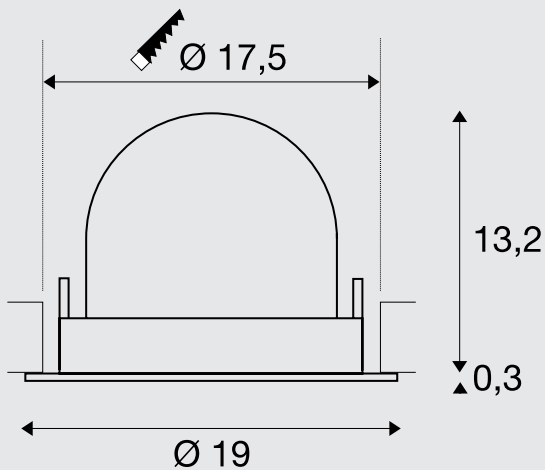
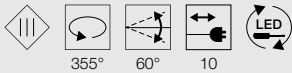


Product details:

1000/1050mA

Power consumption: 37.4W

Material: aluminium/polycarbonate (PC)




Tip:

Low-voltage plug
Driver not included

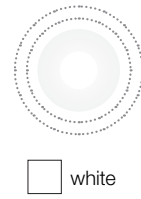
You can find suitable drivers, diffusers, and reducer rings on pages 58-61.



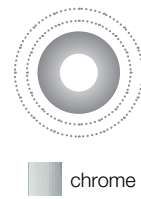
black



black



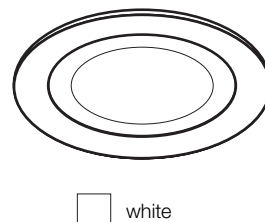
white



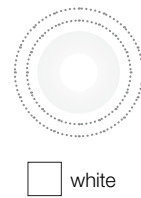
chrome



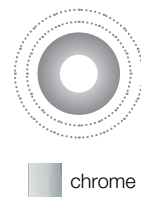
black



white



white



chrome

					PROD. NO.	
	2700 K	3300lm	20°	22	1006029	
		3300lm	40°	22	1006032	
		3300lm	55°	22	1006035	
	3000 K	3300lm	20°	22	1006047	
		3300lm	40°	22	1006050	
		3300lm	55°	22	1006053	
	4000 K	3600lm	20°	22	1006065	
		3600lm	40°	22	1006068	
		3600lm	55°	22	1006071	
	2700 K	3500lm	20°	22	1006030	
		3500lm	40°	22	1006033	
		3500lm	55°	22	1006036	
	3000 K	3550lm	20°	22	1006048	
		3550lm	40°	22	1006051	
		3550lm	55°	22	1006054	
	4000 K	3800lm	20°	22	1006066	
		3800lm	40°	22	1006069	
		3800lm	55°	22	1006072	
	2700 K	3400lm	20°	22	1006031	
		3400lm	40°	22	1006034	
		3400lm	55°	22	1006037	
	3000 K	3500lm	20°	22	1006049	
		3500lm	40°	22	1006052	
		3500lm	55°	22	1006055	
	4000 K	3750lm	20°	22	1006067	
		3750lm	40°	22	1006070	
		3750lm	55°	22	1006073	
	2700 K	3300lm	20°	22	1006038	
		3300lm	40°	22	1006041	
		3300lm	55°	22	1006044	
	3000 K	3300lm	20°	22	1006056	
		3300lm	40°	22	1006059	
		3300lm	55°	22	1006062	
	4000 K	3600lm	20°	22	1006074	
		3600lm	40°	22	1006077	
		3600lm	55°	22	1006080	
	2700 K	3500lm	20°	22	1006039	
		3500lm	40°	22	1006042	
		3500lm	55°	22	1006045	
	3000 K	3550lm	20°	22	1006057	
		3550lm	40°	22	1006060	
		3550lm	55°	22	1006063	
	4000 K	3800lm	20°	22	1006075	
		3800lm	40°	22	1006078	
		3800lm	55°	22	1006081	
	2700 K	3400lm	20°	22	1006040	
		3400lm	40°	22	1006043	
		3400lm	55°	22	1006046	
	3000 K	3500lm	20°	22	1006058	
		3500lm	40°	22	1006061	
		3500lm	55°	22	1006064	
	4000 K	3750lm	20°	22	1006076	
		3750lm	40°	22	1006079	
		3750lm	55°	22	1006082	







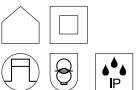
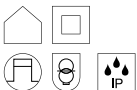
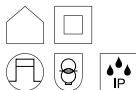
Accessories






Perfect driver assignment

	NEW	NEW	NEW			
	LED Driver, 200mA, 10W QC	LED Driver, 200mA, 10W, PHASE QC	LED Driver 200mA, 30W, DALI QC	LED driver 250mA, 10W	LED driver 250mA, 10W, PHASE	LED driver 250mA, 20W, DALI
	XS	XS	XS	S	S	S
	200mA	200mA	200mA	250mA	250mA	250/350/500/700mA
Material	Polycarbonate (PC)	Polycarbonate (PC)	Polycarbonate (PC)	Polycarbonate (PC)	Polycarbonate (PC)	Polycarbonate (PC)
Colour	white	white	white	white	white	white
Voltage prim.	200-240V ~50/60Hz	200-240V ~50/60Hz	200-240V ~50/60Hz	220-240V ~50/60Hz	220-240V ~50/60Hz	220-240V ~50/60Hz
Voltage sec.	29-42V DC	30-42V DC	15-54V DC	26-40V	30-42V	6-60V
Output current	200mA	200mA	200mA	250mA	250mA	250mA
Number of outputs sec.	1	1	1	1	1	1
Wattage of	5.8W	6W	3.8W	6.5W	7.5W	1.5W
Wattage up to	8.4W	8.4W	13.5W	10W	10W	15W
Environmental temp. min.	-	-	-	-20°C	-20°C	-20°C
Environmental temp. max.	-	-	-	45°C	50°C	50°C
Thermal protection	110°C	110°C	110°C	110°C	110°C	110°C
IP protection rating	IP 20	IP 20	IP 20	IP 20	IP 20	IP 20
Dimmable	-	PHASE C	DALI	-	PHASE C	DALI
Length	6.5 cm	8.5 cm	18 cm	6.5 cm	8.5 cm	15 cm
Width	3.9 cm	4.1cm	4.5 cm	3.9 cm	3.9 cm	5.2 cm
Height	3.5cm	3 cm	3 cm	2 cm	2.2 cm	2.8 cm
Prod. no.	1005610	1005609	1005611	1004058	1004055	1004067

Diffusers

	XS				S			
	NEW	NEW	NEW	NEW				
	Diffuser elliptical	Diffuser prismatic	Diffuser frosted	Diffuser honeycomb	Diffuser elliptical	Diffuser prismatic	Diffuser frosted	Diffuser honeycomb
Prod. no.	1005612	1005613	1005614	1005615	1004786	1004787	1004788	1004789

			
	LED driver 500mA, 30W	LED driver 500mA, 30W, PHASE	LED driver 500mA, 40W, DALI
			
			
	500/600/700mA	500mA	250/350/500/700mA
Material	Polycarbonate (PC)	Polycarbonate (PC)	Polycarbonate (PC)
Colour	white	white	white
Voltage prim.	220-240V ~50/60Hz	220-240V ~50/60Hz	220-240V ~50/60Hz
Voltage sec.	30-42V	25-42V	6-58V
Output current	500mA	500mA	500mA
Number of outputs sec.	1	1	1
Wattage of	15W	12.5W	1.5W
Wattage up to	29.5W	21W	40.6W
Environmental temp. min.	-20°C	-25°C	-25°C
Environmental temp. max.	50°C	50°C	50°C
Thermal protection	110°C	110°C	110°C
IP protection rating	IP 20	IP 20	IP 20
Dimmable	–	PHASE C	DALI
Length	14.7 cm	11.5W	12.3 cm
Width	4.3 cm	4.1cm	7.9 cm
Height	3 cm	2.5 cm	2.4 cm
Prod. no.	1004064	1004054	1004069

				
				
	Diffuser elliptical	Diffuser prismatic	Diffuser frosted	Diffuser honeycomb
Prod. no.	1004790	1004791	1004792	1004793

Accessories

Perfect driver assignment

	LED driver 1050mA, 40W	LED driver 700mA, 30W, PHASE	LED driver 700mA, 40W, DALI	LED driver 1050mA, 40W	LED driver 1000mA, 40W, PHASE	LED driver 1050mA, 50W, DALI
	L	L	L	XL	XL	XL
	500/600/700mA	700mA	700mA	800/900/1050mA	1000mA	1050mA
Material	Polycarbonate (PC)	Polycarbonate (PC)	Polycarbonate (PC)	Polycarbonate (PC)	Polycarbonate (PC)	Polycarbonate (PC)
Colour	white	white	white	white	white	white
Voltage prim.	220-240V ~50/60Hz	220-240V ~50/60Hz	220-240V ~50/60Hz	220-240V ~50/60Hz	220-240V ~50/60Hz	220-240V ~50/60Hz
Voltage sec.	30-42V	30-42V	6-58V	30-42V	25-40V DC	6-58V
Output current	700mA	700mA	250/350/500/700mA	1050mA	1050mA	1050mA
Number of outputs sec.	1	1	1	1	1	1
Wattage of	15W	21W	1.5W	24W	26.3W	4.2W
Wattage up to	29.5W	29.4W	40.6W	44W	42W	50W
Environmental temp. min.	-20°C	-20°C	-25°C	-20°C	-20°C	-25°C
Environmental temp. max.	50°C	50°C	50°C	50°C	50°C	50°C
Thermal protection	110°C	110°C	110°C	110°C	110°C	110°C
IP protection rating	IP 20	IP 20	IP 20	IP 20	IP 20	IP 20
Dimmable	-	PHASE C	DALI	-	PHASE C	DALI
Length	14.7 cm	11.5W	12.3 cm	9.7 cm	14.5 cm	12.3 cm
Width	4.3 cm	4.4 cm	7.9 cm	4.3 cm	4 cm	7.9 cm
Height	3 cm	3 cm	2.4 cm	3 cm	3 cm	2.4 cm
Prod. no.	1004062	1004065	1004070	1004059	1004066	1004071

Diffusers

	L				XL			
	Diffuser elliptical	Diffuser prismatic	Diffuser frosted	Diffuser honeycomb	Diffuser elliptical	Diffuser prismatic	Diffuser frosted	Diffuser honeycomb
Prod. no.	1004794	1004795	1004796	1004797	1004798	1004799	1004800	1004801

NEW

TIME FOR A CHANGE. TIME FOR AN UPDATE.

An old recessed ceiling light, often still fitted with conventional bulbs, should give way to an energy-efficient and cost-effective alternative. When removing the old fitting, a larger ceiling cut-out will often be required than before.

Here SLV offers the appropriate solution – our new reducer rings.

The reducer rings completely cover the larger ceiling cut-out, while at the same time providing perfect support for your new, compact, recessed ceiling light.

Neat, time-saving, uncomplicated.

And also perfectly tailored to the NUMINOS® Downlight and Spotlight system.



1. Old recessed ceiling light with larger ceiling cut-out.



2. Removal of the old recessed ceiling light.



3. Installation of the reducer ring.



4. Reducer ring installed. Larger ceiling cut-out fully covered.



5. Electrical connection and installation of the new recessed ceiling light.



6. New recessed ceiling light placed into the reducer ring.

Reducer ring, round



Material	steel	steel	steel	steel	steel
External Ø	16 cm	16 cm	24 cm	24 cm	24 cm
Height	5.3 cm	5.3 cm	5.3 cm	5.3 cm	5.3 cm
Internal Ø	7 cm	9 cm	12 cm	15 cm	18 cm
Ceiling cut-out	8.5-13 cm	12-15 cm	14-18 cm	17-20 cm	20-22 cm
Material thickness	3 cm	3 cm	3 cm	3 cm	3 cm
Prod. no. black	1006135	1006139	1006143	1006147	1006151
Prod. no. white	1006136	1006140	1006144	1006148	1006152

Reducer ring, square



Material	steel	steel	steel	steel	steel
Length	16 cm	16 cm	24 cm	24 cm	24 cm
Width	16 cm	16 cm	24 cm	24 cm	24 cm
Height	5.3 cm	5.3 cm	5.3 cm	5.3 cm	5.3 cm
Internal Ø	7 cm	9 cm	12 cm	15 cm	18 cm
Ceiling cut-out	8.5-13 cm	12-15 cm	14-18 cm	17-20 cm	20-22 cm
Material thickness	3 cm	3 cm	3 cm	3 cm	3 cm
Prod. no. black	1006137	1006141	1006145	1006149	1006153
Prod. no. white	1006138	1006142	1006146	1006150	1006154

NUMINOS® S



3-circuit

Product details:

220-240V ~50/60Hz | 250mA

Total wattage: 11W


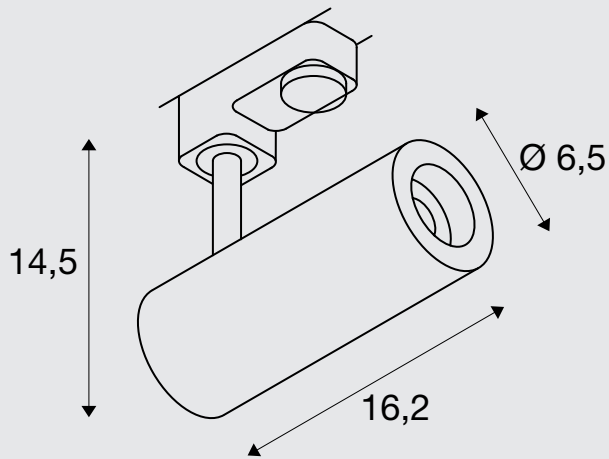
Material: aluminium/polycarbonate (PC)



L80B50

350°

90°



■ black

Tip:

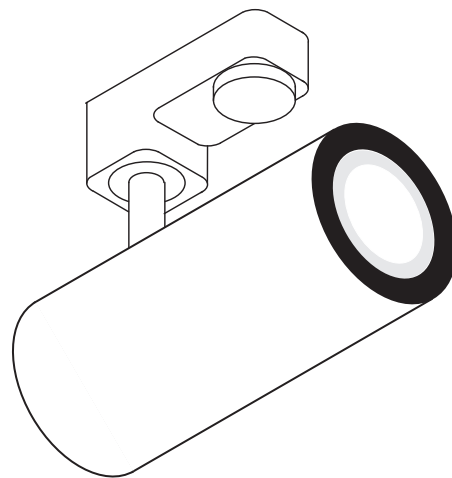
Decorative ring also available in white



Decorative ring S

□ white

Prod. no. 1006167



□ white



PROD. NO.



			985lm	24°	16	1004074
A F	2700 K		985lm	36°	16	1004075
			980lm	60°	19	1004076
A E	3000 K		1020lm	24°	13	1004082
			1020lm	36°	13	1004083
			1020lm	60°	19	1004084
A E	4000 K		1100lm	24°	16	1004090
			1100lm	36°	16	1004091
			1100lm	60°	19	1004092



			985lm	24°	16	1004362
A F	2700 K		985lm	36°	16	1004363
			980lm	60°	19	1004364
A E	3000 K		1020lm	24°	13	1004370
			1020lm	36°	13	1004371
			1020lm	60°	19	1004372
A E	4000 K		1100lm	24°	16	1004378
			1100lm	36°	16	1004379
			1100lm	60°	19	1004380



			985lm	24°	16	1004078
A F	2700 K		985lm	36°	16	1004079
			980lm	60°	19	1004080
A E	3000 K		1020lm	24°	13	1004086
			1020lm	36°	13	1004087
			1020lm	60°	19	1004088
A E	4000 K		1100lm	24°	16	1004094
			1100lm	36°	16	1004095
			1100lm	60°	19	1004096



			985lm	24°	16	1004366
A F	2700 K		985lm	36°	16	1004367
			980lm	60°	19	1004368
A E	3000 K		1020lm	24°	13	1004374
			1020lm	36°	13	1004375
			1020lm	60°	19	1004376
A E	4000 K		1100lm	24°	16	1004382
			1100lm	36°	16	1004383
			1100lm	60°	19	1004384



NUMINOS® M



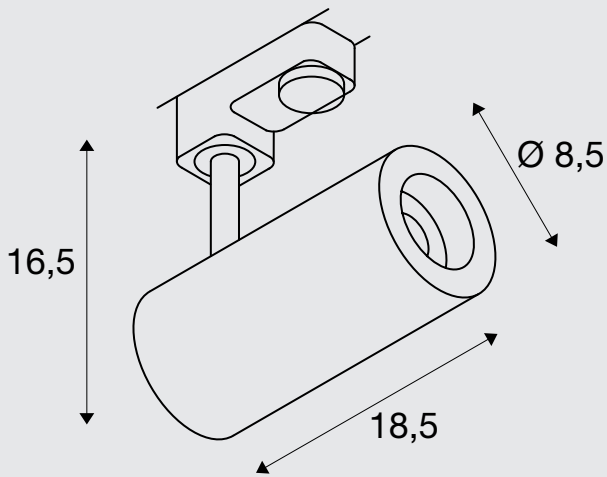
3-circuit

Product details:

220-240V ~50/60Hz | 500mA

Total wattage: 20W

Material: aluminium/polycarbonate (PC)



Tip:


Decorative ring also available in white



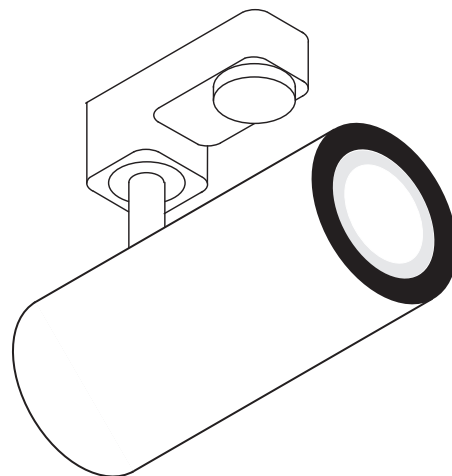
Decorative ring M

white

Prod. no. 1006168



black



white



PROD. NO.



			1925lm	24°	16	1004170
	2700 K		1935lm	36°	16	1004171
			1885lm	60°	22	1004172
	3000 K		1955lm	24°	16	1004178
			1970lm	36°	13	1004179
	4000 K		1880lm	60°	22	1004180
			2125lm	24°	19	1004186
	4000 K		2120lm	36°	16	1004187
			2060lm	60°	25	1004188



			1925lm	24°	16	1004458
	2700 K		1935lm	36°	16	1004459
			1885lm	60°	22	1004460
	3000 K		1955lm	24°	16	1004466
			1970lm	36°	13	1004467
	4000 K		1880lm	60°	22	1004468
			2125lm	24°	19	1004474
	4000 K		2120lm	36°	16	1004475
			2060lm	60°	25	1004476



			1925lm	24°	16	1004174
	2700 K		1935lm	36°	16	1004175
			1885lm	60°	22	1004176
	3000 K		1955lm	24°	16	1004182
			1970lm	36°	13	1004183
	4000 K		1880lm	60°	22	1004184
			2125lm	24°	19	1004190
	4000 K		2120lm	36°	16	1004191
			2060lm	60°	25	1004192



			1925lm	24°	16	1004462
	2700 K		1935lm	36°	16	1004463
			1885lm	60°	22	1004464
	3000 K		1955lm	24°	16	1004470
			1970lm	36°	13	1004471
	4000 K		1880lm	60°	22	1004472
			2125lm	24°	19	1004478
	4000 K		2120lm	36°	16	1004479
			2060lm	60°	25	1004480



NUMINOS® L



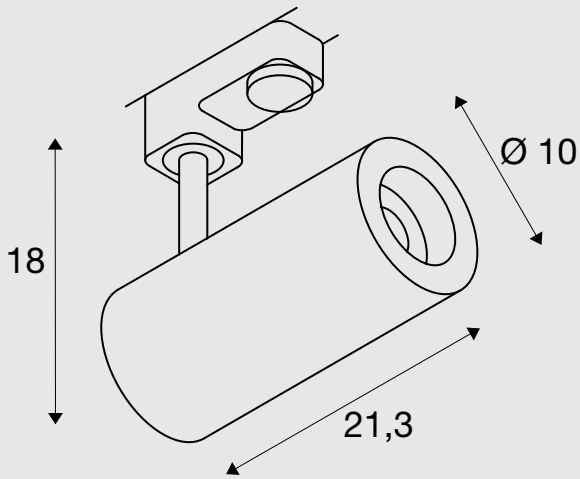
3-circuit

Product details:

220-240V ~50/60Hz | 700mA

Total wattage: 28W

Material: aluminium/polycarbonate (PC)



Tip:


Decorative ring also available in white



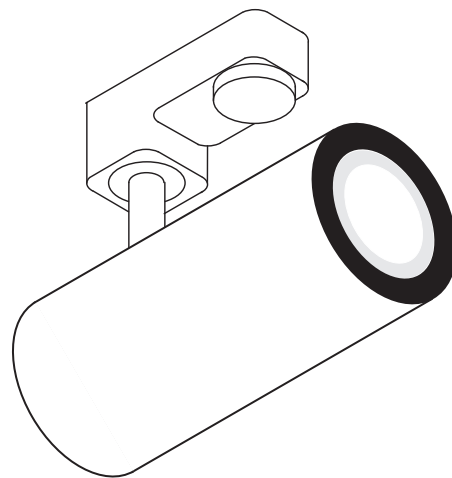
Decorative ring L

□ white

Prod. no. 1006169



■ black



□ white



PROD. NO.



			2440lm	24°	19	1004266
	2700 K		2400lm	36°	19	1004267
			2475lm	60°	22	1004268
	3000 K		2430lm	24°	13	1004274
			2340lm	36°	13	1004275
	4000 K		2400lm	60°	22	1004276
			2675lm	24°	19	1004282
	4000 K		2620lm	36°	19	1004283
			2715lm	60°	22	1004284



			2440lm	24°	19	1004554
	2700 K		2400lm	36°	19	1004555
			2475lm	60°	22	1004556
	3000 K		2430lm	24°	13	1004562
			2340lm	36°	13	1004563
	4000 K		2400lm	60°	22	1004564
			2675lm	24°	19	1004570
	4000 K		2620lm	36°	19	1004571
			2715lm	60°	22	1004572



			2440lm	24°	19	1004270
	2700 K		2400lm	36°	19	1004271
			2475lm	60°	22	1004272
	3000 K		2430lm	24°	13	1004278
			2340lm	36°	13	1004279
	4000 K		2400lm	60°	22	1004280
			2675lm	24°	19	1004286
	4000 K		2620lm	36°	19	1004287
			2715lm	60°	22	1004288



			2440lm	24°	19	1004558
	2700 K		2400lm	36°	19	1004559
			2475lm	60°	22	1004560
	3000 K		2430lm	24°	13	1004566
			2340lm	36°	13	1004567
	4000 K		2400lm	60°	22	1004568
			2675lm	24°	19	1004574
	4000 K		2620lm	36°	19	1004575
			2715lm	60°	22	1004576



NUMINOS® XL

NEW VARIANT



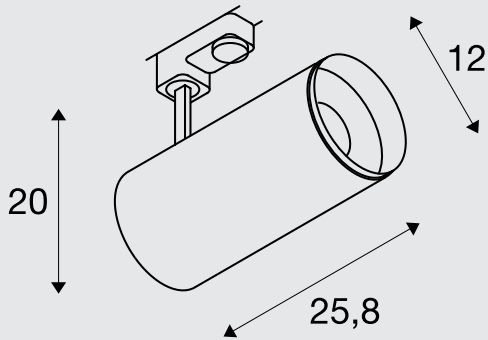
3-circuit

Product details:

220-240V ~50/60Hz | 900mA

System output: 36W

Material: aluminium/polycarbonate (PC)



Tip:


Decorative ring also available in white



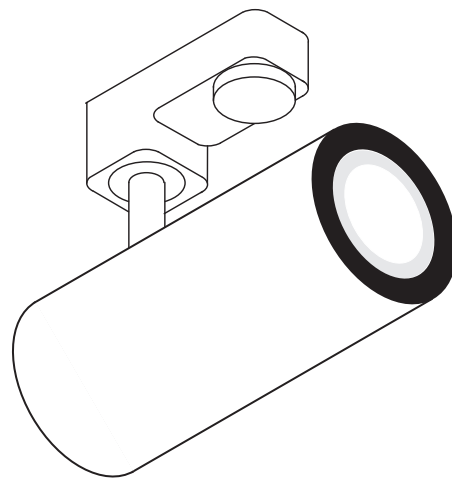
Decorative ring XL

white

Prod. no. 1006170



black




white



PROD. NO.



			3290lm	24°	19	1005723
	2700 K		3250lm	36°	19	1005724
			2980lm	60°	25	1005725
	3000 K		3530lm	24°	19	1005729
			3490lm	36°	19	1005730
			3210lm	60°	25	1005731
	4000 K		3800lm	24°	19	1005735
			3760lm	36°	19	1005736
			3460lm	60°	25	1005737



			3290lm	24°	19	1005795
	2700 K		3250lm	36°	19	1005796
			2980lm	60°	25	1005797
	3000 K		3530lm	24°	19	1005801
			3490lm	36°	19	1005802
			3210lm	60°	25	1005803
	4000 K		3800lm	24°	19	1005807
			3760lm	36°	19	1005808
			3460lm	60°	25	1005809



			3290lm	24°	19	1005726
	2700 K		3250lm	36°	19	1005727
			2980lm	60°	25	1005728
	3000 K		3530lm	24°	19	1005732
			3490lm	36°	19	1005733
			3210lm	60°	25	1005734
	4000 K		3800lm	24°	19	1005738
			3760lm	36°	19	1005739
			3460lm	60°	25	1005740



			3290lm	24°	19	1005798
	2700 K		3250lm	36°	19	1005799
			2980lm	60°	25	1005800
	3000 K		3530lm	24°	19	1005804
			3490lm	36°	19	1005805
			3210lm	60°	25	1005806
	4000 K		3800lm	24°	19	1005810
			3760lm	36°	19	1005811
			3460lm	60°	25	1005812



NUMINOS® ZOOM M

NEW

LED
INSIDE



3-circuit

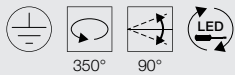
Product details:

220-240V ~50/60Hz | 500mA


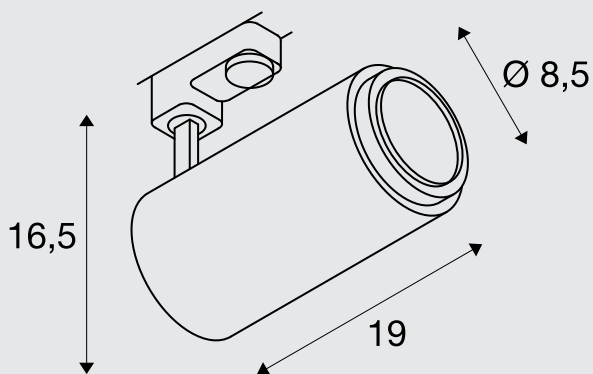
Total wattage: 20W

Material: aluminium/polycarbonate (PC)

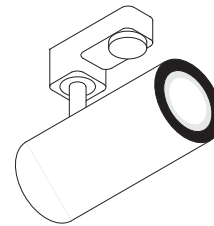
- Half-peak divergence adjustable from 15°-60°.



350° 90°



black



white





PROD. NO.



2700 K	680-1650lm	15°-60°	25	1006108
3000 K	750-1800lm	15°-60°	25	1006110
4000 K	780-1900lm	15°-60°	25	1006112



2700 K	680-1650lm	15°-60°	25	1006114
3000 K	750-1800lm	15°-60°	25	1006116
4000 K	780-1900lm	15°-60°	25	1006118



2700 K	680-1650lm	15°-60°	25	1006109
3000 K	750-1800lm	15°-60°	25	1006111
4000 K	780-1900lm	15°-60°	25	1006113



2700 K	680-1650lm	15°-60°	25	1006115
3000 K	750-1800lm	15°-60°	25	1006117
4000 K	780-1900lm	15°-60°	25	1006119



NUMINOS® S




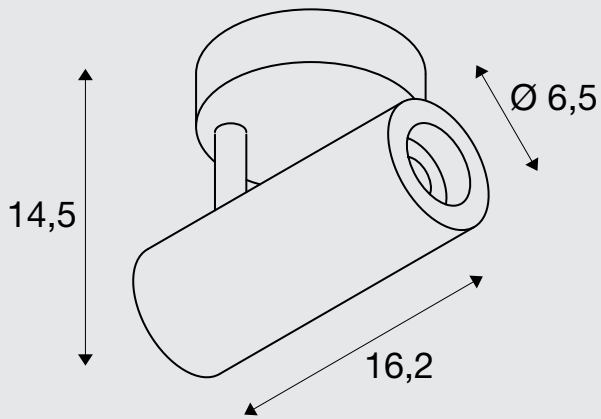
CW

Product details:

220-240V ~50/60Hz | 250mA

Total wattage: 11W

Material: aluminium/polycarbonate (PC)



■ black

Tip:

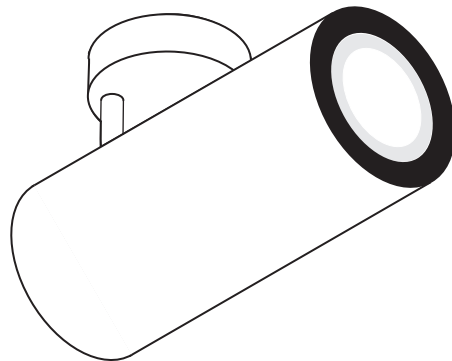
Decorative ring also available in white



Decorative ring S

□ white

Prod. no. 1006167



□ white



PROD. NO.



			985lm	24°	16	1004098
	2700 K		985lm	36°	16	1004099
			980lm	60°	19	1004100
			1020lm	24°	13	1004106
	3000 K		1020lm	36°	13	1004107
			1020lm	60°	19	1004108
			1100lm	24°	16	1004114
	4000 K		1100lm	36°	16	1004115
			1100lm	60°	19	1004116



			985lm	24°	16	1004386
	2700 K		985lm	36°	16	1004387
			980lm	60°	19	1004388
			1020lm	24°	13	1004394
	3000 K		1020lm	36°	13	1004395
			1020lm	60°	19	1004396
			1100lm	24°	16	1004402
	4000 K		1100lm	36°	16	1004403
			1100lm	60°	19	1004404



			985lm	24°	16	1004102
	2700 K		985lm	36°	16	1004103
			980lm	60°	19	1004104
			1020lm	24°	13	1004110
	3000 K		1020lm	36°	13	1004111
			1020lm	60°	19	1004112
			1100lm	24°	16	1004118
	4000 K		1100lm	36°	16	1004119
			1100lm	60°	19	1004120



			985lm	24°	16	1004390
	2700 K		985lm	36°	16	1004391
			980lm	60°	19	1004392
			1020lm	24°	13	1004398
	3000 K		1020lm	36°	13	1004399
			1020lm	60°	19	1004400
			1100lm	24°	16	1004406
	4000 K		1100lm	36°	16	1004407
			1100lm	60°	19	1004408



NUMINOS® M




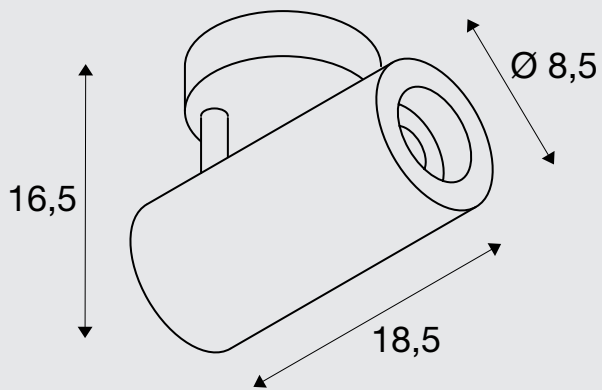
CL

Product details:

220-240V ~50/60Hz | 500mA

Total wattage: 20W

Material: aluminium/polycarbonate (PC)



■ black

Tip:

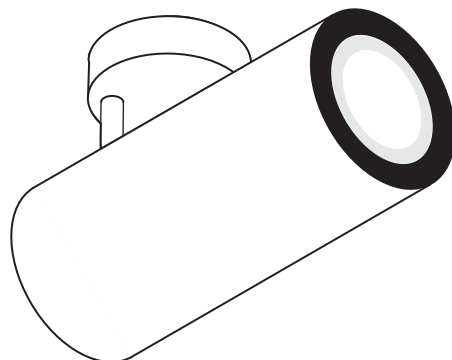
Decorative ring also available in white



Decorative ring M

□ white

Prod. no. 1006168



□ white



PROD. NO.



			1925lm	24°	16	1004194
	2700 K		1935lm	36°	16	1004195
			1885lm	60°	22	1004196
	3000 K		1955lm	24°	16	1004202
			1970lm	36°	13	1004203
	4000 K		1880lm	60°	22	1004204
			2125lm	24°	19	1004210
	4000 K		2120lm	36°	16	1004211
			2060lm	60°	25	1004212



			1925lm	24°	16	1004482
	2700 K		1935lm	36°	16	1004483
			1885lm	60°	22	1004484
	3000 K		1955lm	24°	16	1004490
			1970lm	36°	13	1004491
	4000 K		1880lm	60°	22	1004492
			2125lm	24°	19	1004498
	4000 K		2120lm	36°	16	1004499
			2060lm	60°	25	1004500



			1925lm	24°	16	1004198
	2700 K		1935lm	36°	16	1004199
			1885lm	60°	22	1004200
	3000 K		1955lm	24°	16	1004206
			1970lm	36°	13	1004207
	4000 K		1880lm	60°	22	1004208
			2125lm	24°	19	1004214
	4000 K		2120lm	36°	16	1004215
			2060lm	60°	25	1004216



			1925lm	24°	16	1004486
	2700 K		1935lm	36°	16	1004487
			1885lm	60°	22	1004488
	3000 K		1955lm	24°	16	1004494
			1970lm	36°	13	1004495
	4000 K		1880lm	60°	22	1004496
			2125lm	24°	19	1004502
	4000 K		2120lm	36°	16	1004503
			2060lm	60°	25	1004504



NUMINOS® L




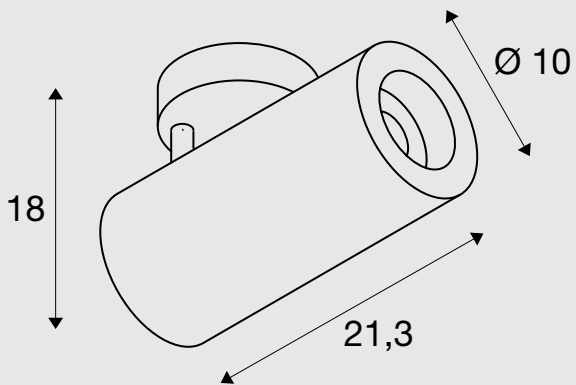
CL

Product details:

220-240V ~50/60Hz | 700mA

Total wattage: 28W

Material: aluminium/polycarbonate (PC)



■ black

Tip:

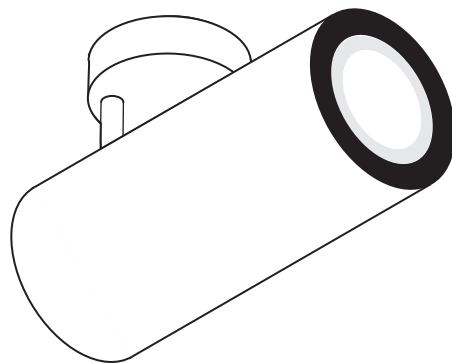
Decorative ring also available in white



Decorative ring L

□ white

Prod. no. 1006169



□ white



PROD. NO.



			2440lm	24°	19	1004290
	2700 K		2400lm	36°	19	1004291
			2475lm	60°	22	1004292
	3000 K		2430lm	24°	13	1004298
			2340lm	36°	13	1004299
	4000 K		2400lm	60°	22	1004300
			2675lm	24°	19	1004306
	4000 K		2620lm	36°	19	1004307
			2715lm	60°	22	1004308



			2440lm	24°	19	1004578
	2700 K		2400lm	36°	19	1004579
			2475lm	60°	22	1004580
	3000 K		2430lm	24°	13	1004586
			2340lm	36°	13	1004587
	4000 K		2400lm	60°	22	1004588
			2675lm	24°	19	1004594
	4000 K		2620lm	36°	19	1004595
			2715lm	60°	22	1004596



			2440lm	24°	19	1004294
	2700 K		2400lm	36°	19	1004295
			2475lm	60°	22	1004296
	3000 K		2430lm	24°	13	1004302
			2340lm	36°	13	1004303
	4000 K		2400lm	60°	22	1004304
			2675lm	24°	19	1004310
	4000 K		2620lm	36°	19	1004311
			2715lm	60°	22	1004312



			2440lm	24°	19	1004582
	2700 K		2400lm	36°	19	1004583
			2475lm	60°	22	1004584
	3000 K		2430lm	24°	13	1004590
			2340lm	36°	13	1004591
	4000 K		2400lm	60°	22	1004592
			2675lm	24°	19	1004598
	4000 K		2620lm	36°	19	1004599
			2715lm	60°	22	1004600



NUMINOS® XL

NEW VARIANT




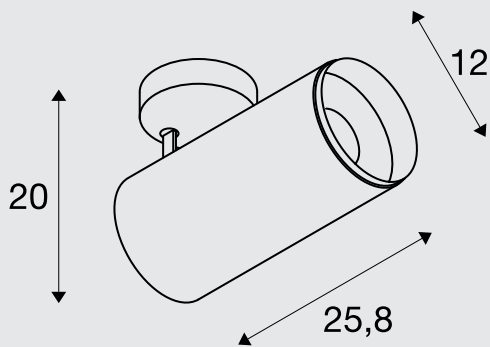
CL

Product details:

220-240V ~50/60Hz | 900mA

System output: 36W

Material: aluminium/polycarbonate (PC)



■ black

Tip:

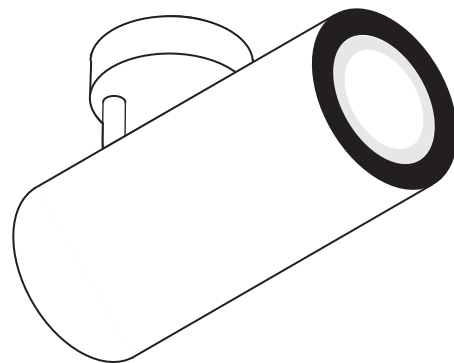
Decorative ring also available in white



Decorative ring XL

□ white

Prod. no. 1006170



□ white



PROD. NO.



			3290lm	24°	19	1006083
A F	2700 K		3250lm	36°	19	1006084
			2980lm	60°	25	1006085
A E	3000 K		3530lm	24°	19	1006089
			3490lm	36°	19	1006090
			3210lm	60°	25	1006091
A E	4000 K		3800lm	24°	19	1006095
			3760lm	36°	19	1006096
			3460lm	60°	25	1006097



			3290lm	24°	19	1005741
A F	2700 K		3250lm	36°	19	1005742
			2980lm	60°	25	1005743
A E	3000 K		3530lm	24°	19	1005747
			3490lm	36°	19	1005748
			3210lm	60°	25	1005749
A E	4000 K		3800lm	24°	19	1005753
			3760lm	36°	19	1005754
			3460lm	60°	25	1005755



			3290lm	24°	19	1006086
A F	2700 K		3250lm	36°	19	1006087
			2980lm	60°	25	1006088
A E	3000 K		3530lm	24°	19	1006092
			3490lm	36°	19	1006093
			3210lm	60°	25	1006094
A E	4000 K		3800lm	24°	19	1006098
			3760lm	36°	19	1006099
			3460lm	60°	25	1006100



			3290lm	24°	19	1005744
A F	2700 K		3250lm	36°	19	1005745
			2980lm	60°	25	1005746
A E	3000 K		3530lm	24°	19	1005750
			3490lm	36°	19	1005751
			3210lm	60°	25	1005752
A E	4000 K		3800lm	24°	19	1005756
			3760lm	36°	19	1005757
			3460lm	60°	25	1005758



NUMINOS® S



CL

Product details:

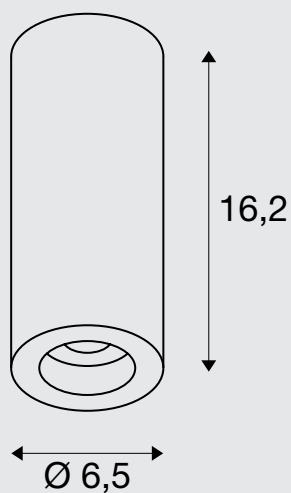
220-240V ~50/60Hz | 250mA

Total wattage: 11W

Material: aluminium/polycarbonate (PC)



L80B50



Tip:

Decorative ring also available in white




Decorative ring S

white

Prod. no. **1006167**



black



white



PROD. NO.



			985lm	24°	16	1004122
A F	2700 K		985lm	36°	16	1004123
			980lm	60°	19	1004124
A E	3000 K		1020lm	24°	13	1004130
			1020lm	36°	13	1004131
			1020lm	60°	19	1004132
A E	4000 K		1100lm	24°	16	1004138
			1100lm	36°	16	1004139
			1100lm	60°	19	1004140



			985lm	24°	16	1004410
A F	2700 K		985lm	36°	16	1004411
			980lm	60°	19	1004412
A E	3000 K		1020lm	24°	13	1004418
			1020lm	36°	13	1004419
			1020lm	60°	19	1004420
A E	4000 K		1100lm	24°	16	1004426
			1100lm	36°	16	1004427
			1100lm	60°	19	1004428



			985lm	24°	16	1004126
A F	2700 K		985lm	36°	16	1004127
			980lm	60°	19	1004128
A E	3000 K		1020lm	24°	13	1004134
			1020lm	36°	13	1004135
			1020lm	60°	19	1004136
A E	4000 K		1100lm	24°	16	1004142
			1100lm	36°	16	1004143
			1100lm	60°	19	1004144



			985lm	24°	16	1004414
A F	2700 K		985lm	36°	16	1004415
			980lm	60°	19	1004416
A E	3000 K		1020lm	24°	13	1004422
			1020lm	36°	13	1004423
			1020lm	60°	19	1004424
A E	4000 K		1100lm	24°	16	1004430
			1100lm	36°	16	1004431
			1100lm	60°	19	1004432



NUMINOS® M



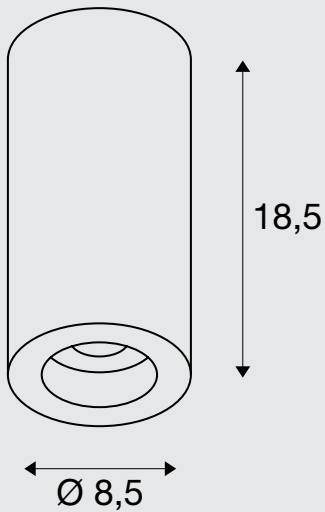
CL

Product details:

220-240V ~50/60Hz | 500mA

Total wattage: 20W

Material: aluminium/polycarbonate (PC)



18,5

Ø 8,5



Tip:

Decorative ring also available in white


Decorative ring M

white

Prod. no. **1006168**



black



white



PROD. NO.



			1925lm	24°	16	1004218
	2700 K		1935lm	36°	16	1004219
			1885lm	60°	22	1004220
	3000 K		1955lm	24°	16	1004226
			1970lm	36°	13	1004227
	4000 K		1880lm	60°	22	1004228
			2125lm	24°	19	1004234
	4000 K		2120lm	36°	16	1004235
			2060lm	60°	25	1004236



			1925lm	24°	16	1004506
	2700 K		1935lm	36°	16	1004507
			1885lm	60°	22	1004508
	3000 K		1955lm	24°	16	1004514
			1970lm	36°	13	1004515
	4000 K		1880lm	60°	22	1004516
			2125lm	24°	19	1004522
	4000 K		2120lm	36°	16	1004523
			2060lm	60°	25	1004524



			1925lm	24°	16	1004222
	2700 K		1935lm	36°	16	1004223
			1885lm	60°	22	1004224
	3000 K		1955lm	24°	16	1004230
			1970lm	36°	13	1004231
	4000 K		1880lm	60°	22	1004232
			2125lm	24°	19	1004238
	4000 K		2120lm	36°	16	1004239
			2060lm	60°	25	1004240



			1925lm	24°	16	1004510
	2700 K		1935lm	36°	16	1004511
			1885lm	60°	22	1004512
	3000 K		1955lm	24°	16	1004518
			1970lm	36°	13	1004519
	4000 K		1880lm	60°	22	1004520
			2125lm	24°	19	1004526
	4000 K		2120lm	36°	16	1004527
			2060lm	60°	25	1004528



NUMINOS® L



CL

Product details:

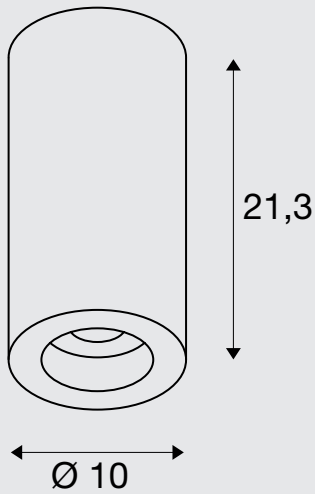
220-240V ~50/60Hz | 700mA

Total wattage: 28W

Material: aluminium/polycarbonate (PC)



L80B50



21,3

Ø 10



Tip:

Decorative ring also available in white


Decorative ring L

□ white

Prod. no. 1006169



■ black



□ white



PROD. NO.



			2440lm	24°	19	1004314
	2700 K		2400lm	36°	19	1004315
			2475lm	60°	22	1004316
	3000 K		2430lm	24°	13	1004322
			2340lm	36°	13	1004323
	4000 K		2400lm	60°	22	1004324
			2675lm	24°	19	1004330
	4000 K		2620lm	36°	19	1004331
			2715lm	60°	22	1004332



			2440lm	24°	19	1004602
	2700 K		2400lm	36°	19	1004603
			2475lm	60°	22	1004604
	3000 K		2430lm	24°	13	1004610
			2340lm	36°	13	1004611
	4000 K		2400lm	60°	22	1004612
			2675lm	24°	19	1004618
	4000 K		2620lm	36°	19	1004619
			2715lm	60°	22	1004620



			2440lm	24°	19	1004318
	2700 K		2400lm	36°	19	1004319
			2475lm	60°	22	1004320
	3000 K		2430lm	24°	13	1004326
			2340lm	36°	13	1004327
	4000 K		2400lm	60°	22	1004328
			2675lm	24°	19	1004334
	4000 K		2620lm	36°	19	1004335
			2715lm	60°	22	1004336



			2440lm	24°	19	1004606
	2700 K		2400lm	36°	19	1004607
			2475lm	60°	22	1004608
	3000 K		2430lm	24°	13	1004614
			2340lm	36°	13	1004615
	4000 K		2400lm	60°	22	1004616
			2675lm	24°	19	1004622
	4000 K		2620lm	36°	19	1004623
			2715lm	60°	22	1004624



NUMINOS® XL

NEW VARIANT



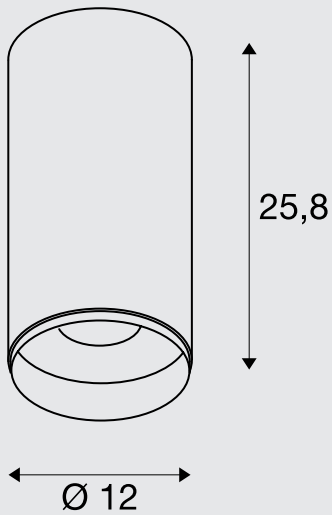
CL

Product details:

220-240V ~50/60Hz | 900mA

System output: 36W

Material: aluminium/polycarbonate (PC)



Tip:

Decorative ring also available in white


Decorative ring XL

white

Prod. no. 1006170



black



white



PROD. NO.



			3290lm	24°	19	1005687
	2700 K		3250lm	36°	19	1005688
			2980lm	60°	25	1005689
			3530lm	24°	19	1005693
	3000 K		3490lm	36°	19	1005694
			3210lm	60°	25	1005695
			3800lm	24°	19	1005699
	4000 K		3760lm	36°	19	1005700
			3460lm	60°	25	1005701



			3290lm	24°	19	1005759
	2700 K		3250lm	36°	19	1005760
			2980lm	60°	25	1005761
			3530lm	24°	19	1005765
	3000 K		3490lm	36°	19	1005766
			3210lm	60°	25	1005767
			3800lm	24°	19	1005771
	4000 K		3760lm	36°	19	1005772
			3460lm	60°	25	1005773



			3290lm	24°	19	1005690
	2700 K		3250lm	36°	19	1005691
			2980lm	60°	25	1005692
			3530lm	24°	19	1005696
	3000 K		3490lm	36°	19	1005697
			3210lm	60°	25	1005698
			3800lm	24°	19	1005702
	4000 K		3760lm	36°	19	1005703
			3460lm	60°	25	1005704



			3290lm	24°	19	1005762
	2700 K		3250lm	36°	19	1005763
			2980lm	60°	25	1005764
			3530lm	24°	19	1005768
	3000 K		3490lm	36°	19	1005769
			3210lm	60°	25	1005770
			3800lm	24°	19	1005774
	4000 K		3760lm	36°	19	1005775
			3460lm	60°	25	1005776



NUMINOS® S



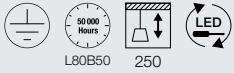
PD

Product details:

220-240V ~50/60Hz | 250mA

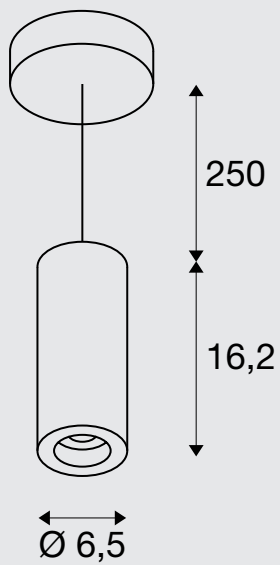
Total wattage: 11W

Material: aluminium/polycarbonate (PC)



L80B50

250



Tip:

Decorative ring also available in white




Decorative ring S

□ white

Prod. no. 1006167



■ black



□ white



PROD. NO.



			985lm	24°	16	1004146
	2700 K		985lm	36°	16	1004147
			980lm	60°	19	1004148
			1020lm	24°	13	1004154
	3000 K		1020lm	36°	13	1004155
			1020lm	60°	19	1004156
			1100lm	24°	16	1004162
	4000 K		1100lm	36°	16	1004163
			1100lm	60°	19	1004164



			985lm	24°	16	1004434
	2700 K		985lm	36°	16	1004435
			980lm	60°	19	1004436
			1020lm	24°	13	1004442
	3000 K		1020lm	36°	13	1004443
			1020lm	60°	19	1004444
			1100lm	24°	16	1004450
	4000 K		1100lm	36°	16	1004451
			1100lm	60°	19	1004452



			985lm	24°	16	1004150
	2700 K		985lm	36°	16	1004151
			980lm	60°	19	1004152
			1020lm	24°	13	1004158
	3000 K		1020lm	36°	13	1004159
			1020lm	60°	19	1004160
			1100lm	24°	16	1004166
	4000 K		1100lm	36°	16	1004167
			1100lm	60°	19	1004168



			985lm	24°	16	1004438
	2700 K		985lm	36°	16	1004439
			980lm	60°	19	1004440
			1020lm	24°	13	1004446
	3000 K		1020lm	36°	13	1004447
			1020lm	60°	19	1004448
			1100lm	24°	16	1004454
	4000 K		1100lm	36°	16	1004455
			1100lm	60°	19	1004456



NUMINOS® M



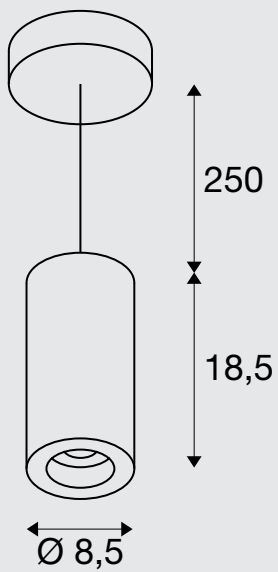
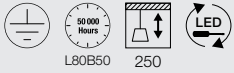
PD

Product details:

220-240V ~50/60Hz | 500mA

Total wattage: 20W

Material: aluminium/polycarbonate (PC)



Tip:

Decorative ring also available in white


Decorative ring M

white

Prod. no. 1006168



black



white



PROD. NO.



			1925lm	24°	16	1004242
	2700 K		1935lm	36°	16	1004243
			1885lm	60°	22	1004244
	3000 K		1955lm	24°	16	1004250
			1970lm	36°	13	1004251
	4000 K		1880lm	60°	22	1004252
			2125lm	24°	19	1004258
	4000 K		2120lm	36°	16	1004259
			2060lm	60°	25	1004260



			1925lm	24°	16	1004530
	2700 K		1935lm	36°	16	1004531
			1885lm	60°	22	1004532
	3000 K		1955lm	24°	16	1004538
			1970lm	36°	13	1004539
	4000 K		1880lm	60°	22	1004540
			2125lm	24°	19	1004546
	4000 K		2120lm	36°	16	1004547
			2060lm	60°	25	1004548



			1925lm	24°	16	1004246
	2700 K		1935lm	36°	16	1004247
			1885lm	60°	22	1004248
	3000 K		1955lm	24°	16	1004254
			1970lm	36°	13	1004255
	4000 K		1880lm	60°	22	1004256
			2125lm	24°	19	1004262
	4000 K		2120lm	36°	16	1004263
			2060lm	60°	25	1004264



			1925lm	24°	16	1004534
	2700 K		1935lm	36°	16	1004535
			1885lm	60°	22	1004536
	3000 K		1955lm	24°	16	1004542
			1970lm	36°	13	1004543
	4000 K		1880lm	60°	22	1004544
			2125lm	24°	19	1004550
	4000 K		2120lm	36°	16	1004551
			2060lm	60°	25	1004552



NUMINOS® L



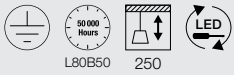
PD

Product details:

220-240V ~50/60Hz | 700mA

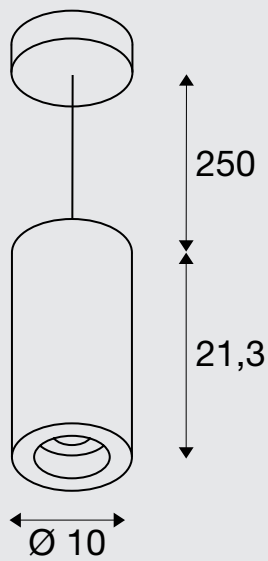
Total wattage: 28W

Material: aluminium/polycarbonate (PC)



L80B50

250



Tip:

Decorative ring also available in white


Decorative ring L

□ white

Prod. no. 1006169



■ black



□ white



PROD. NO.



			2440lm	24°	19	1004338
	2700 K		2400lm	36°	19	1004339
			2475lm	60°	22	1004340
	3000 K		2430lm	24°	13	1004346
			2340lm	36°	13	1004347
	4000 K		2400lm	60°	22	1004348
			2675lm	24°	19	1004354
	4000 K		2620lm	36°	19	1004355
			2715lm	60°	22	1004356



			2440lm	24°	19	1004626
	2700 K		2400lm	36°	19	1004627
			2475lm	60°	22	1004628
	3000 K		2430lm	24°	13	1004634
			2340lm	36°	13	1004635
	4000 K		2400lm	60°	22	1004636
			2675lm	24°	19	1004642
	4000 K		2620lm	36°	19	1004643
			2715lm	60°	22	1004644



			2440lm	24°	19	1004342
	2700 K		2400lm	36°	19	1004343
			2475lm	60°	22	1004344
	3000 K		2430lm	24°	13	1004350
			2340lm	36°	13	1004351
	4000 K		2400lm	60°	22	1004352
			2675lm	24°	19	1004358
	4000 K		2620lm	36°	19	1004359
			2715lm	60°	22	1004360



			2440lm	24°	19	1004630
	2700 K		2400lm	36°	19	1004631
			2475lm	60°	22	1004632
	3000 K		2430lm	24°	13	1004638
			2340lm	36°	13	1004639
	4000 K		2400lm	60°	22	1004640
			2675lm	24°	19	1004646
	4000 K		2620lm	36°	19	1004647
			2715lm	60°	22	1004648



NUMINOS® XL

NEW VARIANT



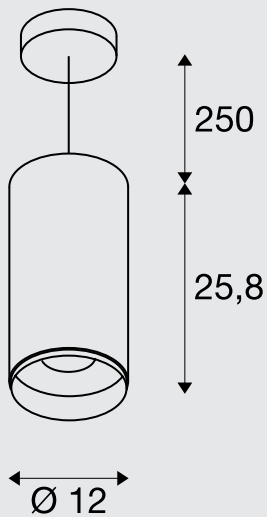
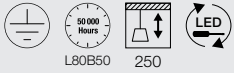
PD

Product details:

220-240V ~50/60Hz | 900mA

System output: 36W

Material: aluminium/polycarbonate (PC)



Tip:

Decorative ring also available in white


Decorative ring XL

white

Prod. no. 1006170



black



white



PROD. NO.



			3290lm	24°	19	1005705
A t G F	2700 K		3250lm	36°	19	1005706
			2980lm	60°	25	1005707
			3530lm	24°	19	1005711
A t G E	3000 K		3490lm	36°	19	1005712
			3210lm	60°	25	1005713
			3800lm	24°	19	1005717
A t G E	4000 K		3760lm	36°	19	1005718
			3460lm	60°	25	1005719



			3290lm	24°	19	1005777
A t G F	2700 K		3250lm	36°	19	1005778
			2980lm	60°	25	1005779
			3530lm	24°	19	1005783
A t G E	3000 K		3490lm	36°	19	1005784
			3210lm	60°	25	1005785
			3800lm	24°	19	1005789
A t G E	4000 K		3760lm	36°	19	1005790
			3460lm	60°	25	1005791



			3290lm	24°	19	1005708
A t G F	2700 K		3250lm	36°	19	1005709
			2980lm	60°	25	1005710
			3530lm	24°	19	1005714
A t G E	3000 K		3490lm	36°	19	1005715
			3210lm	60°	25	1005716
			3800lm	24°	19	1005720
A t G E	4000 K		3760lm	36°	19	1005721
			3460lm	60°	25	1005722



			3290lm	24°	19	1005780
A t G F	2700 K		3250lm	36°	19	1005781
			2980lm	60°	25	1005782
			3530lm	24°	19	1005786
A t G E	3000 K		3490lm	36°	19	1005787
			3210lm	60°	25	1005788
			3800lm	24°	19	1005792
A t G E	4000 K		3760lm	36°	19	1005793
			3460lm	60°	25	1005794





TIMELESS CLASSICS

PERFECT TABLE AND FLOOR LAMPS
FOR EVERY ROOM.

Classic lamps: our table and floor lamps blend seamlessly into any interior thanks to their simple, slimline design, making them the perfect elegant choice for an office, living room or retail outlet.





155540 + 155592 105 + 107



1002146 109



1003029 + 1000764 99 + 107

TABLE AND FLOOR LAMPS

NEW	NEW							NEW VARIANT
100	101	104	104	105	105	106	107	107
NEW VARIANT	NEW VARIANT							
107	107	107	107	108	108	109	109	109
110	110	111	111	112	113	113	113	113



You can find more lights and variants at www.slv.com
 Manufacturer's details for our recommended lamps are given in the chapter 'Lamps', from page 808

WORKLIGHT
TL



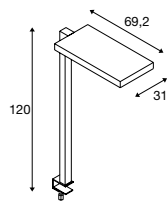
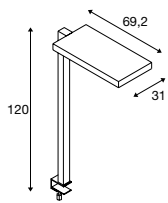
WORKLIGHT
TL



NEW



NEW



IP 20 IK02 80° 110° 19 L80B10

250

IP 20 IK02 80° 110° 19 L80B10

250

200-240V ~50/60Hz | 2000mA
Total wattage: 79W
Material: aluminium

200-240V ~50/60Hz | 2000mA
Total wattage: 79W
Material: aluminium

- Euro plug
- Clamping range: 6–40 mm

- Euro plug
- Clamping range: 6–40 mm

Up/Down	3800lm 4000K	

Up/Down	3800lm 4000K	

Options	Prod. no.
Up: 3800lm 4000K CRI80 Down: 3800lm 4000K CRI80	
■ black	1005392 ■

Options	Prod. no.
Up: 3800lm 4000K CRI80 Down: 3800lm 4000K CRI80	
□ white	1005394 ■





1005392 100

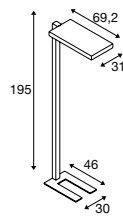





1005390 101

WORKLIGHT
FL



NEW



200-240V ~50/60Hz | 2000mA
Total wattage: 79W
Material: aluminium

- Euro plug



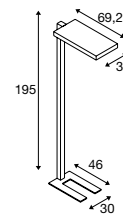

Up/Down	3800lm 4000K	

Options	Prod. no.
Up: 3800lm 4000K CRI80 Down: 3800lm 4000K CRI80	
■ black	1005390 ■

WORKLIGHT
FL



NEW



200-240V ~50/60Hz | 2000mA
Total wattage: 79W
Material: aluminium

- Euro plug



Up/Down	3800lm 4000K	

Options	Prod. no.
Up: 3800lm 4000K CRI80 Down: 3800lm 4000K CRI80	
□ white	1005391 ■



SLV FENDA. MIX & MATCH.

MIX & MATCH Video

bit.ly/slv-mix-match






1003029 + 100763 99 + 106



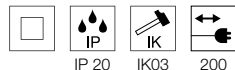
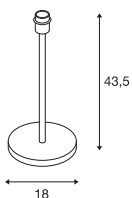
1004773 + 155780 155 + 104



1003032 + 1004774 104 + 107



FENDA
TL, E27



220-240V ~50/60Hz
Material: steel

- Euro plug and switch



E27 <60W



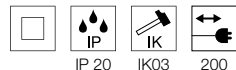
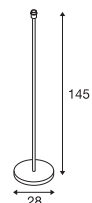
LED E27 | 7.5W | 320°
2700K | 700lm | EEK=F
8kWh/1000h



Prod. no. 1005304

Options	Prod. no.
1xE27	
■ black	155780
1xE27	
□ white	1003030 ▼
1xE27	
■ metal	155785

FENDA
FL, E27



220-240V ~50/60Hz
Material: steel

- Euro plug and switch



E27 <60W



LED E27 | 9W | 220°
2700K | 800lm | EEK=F
9kWh/1000h



Prod. no. 1005301

Options	Prod. no.
1xE27	
■ black	155790
1xE27	
□ white	1003031 ▼
1xE27	
■ metal	155795

1003030 + 1004773 104 + 107



155790 + 156110 104 + 107





155540 + 155592 105 + 107

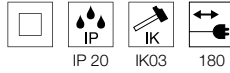
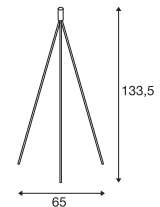
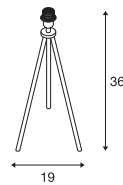


155490 + 1004775 105 + 107

FENDA
TL, E27

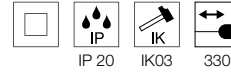


FENDA
FL, E27



220-240V ~50/60Hz
Material: aluminium

- Euro plug



220-240V ~50/60Hz
Material: aluminium

- Euro plug



E27 <40W



LED E27 | 7.5W | 320°
2500K | 700lm | EEK=F
8kWh/1000h

Prod. no. 1005265



Options	Prod. no.
1xE27	
■ black	155540
1xE27	
□ white	1003032 ▼



E27 <40W



LED E27 | 13.2W | 220°
2700K | 1300lm | EEK=F
13kWh/1000h

Prod. no. 1005302

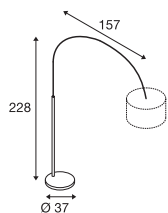


Options	Prod. no.
1xE27	
■ black	155490
1xE27	
□ white	1003033 ▼
1xE27	
■ chrome	155492 ▼

FENDA BOW BASIS
FL, E27



SOCKET INSIDE <25 W



220-240V ~50/60Hz
Material: steel

- Max. shade weight 900g
- Euro plug and switch



E27 <25W L: 17.5 cm



LED E27 | 7.5W | 320°
2700K | 700lm | EEC=F
8kWh/1000h



Prod. no. 1005304

Options	Prod. no.
1xE27	
■ black	1003029
1xE27	
□ white	1003028 ▼
1xE27	
■ chrome	1000763



1003028 + 156111 106 + 107



FENDA
15 cm, round



NEW VARIANT



H: 40 cm
Diameter: 15 cm
Material: textile/steel

Options	Prod. no.
black/copper	156152
white	156141
beige	156143
grey	1004773

FENDA
30 cm, round



NEW VARIANT



H: 20 cm
Diameter: 30 cm
Material: textile/steel

Options	Prod. no.
black/copper	155592
white	155582
beige	155583
grey	1004774

FENDA
45 cm, round



NEW VARIANT



H: 28 cm
Diameter: 45.5 cm
Material: textile/steel

Options	Prod. no.
black/copper	156122
white	156111
beige	156113
grey	1004775

FENDA
Diameter 70 cm, round



IP 20

H: 36 cm
Diameter: 70 cm
Material: textile/steel

- Max. 20W

Options	Prod. no.
black/copper	1000580
white	1000579

FENDA
Diameter 40 cm, round




IP 20

H: 30 cm
Diameter: 40 cm
Material: poly (methyl methacrylate) (PMMA)

- Max. 40W

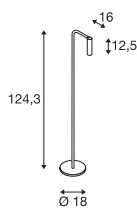
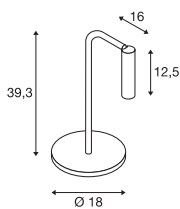
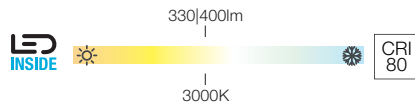
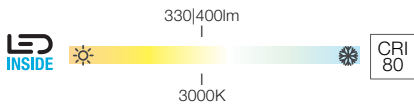

Options	Prod. no.
white	1000764



KARPO TL



KARPO FL



IP 20 40° L70B50 330° 90°

230

IP 20 40° L70B50 330° 90°

230

100-240V ~50/60Hz | 500mA
Total wattage: 6.5W
Material: aluminium

100-240V ~50/60Hz | 500mA
Total wattage: 6.5W
Material: aluminium

- Plug-in power supply



- Plug-in power supply


1001461, 1001460	330lm/400lm 3000K	

1001463, 1001462	330lm/400lm 3000K	

Options	Prod. no.
330lm 3000K CRI80	
■ black	1001461
400lm 3000K CRI90	
□ white	1001460

Options	Prod. no.
330lm 3000K CRI80	
■ black	1001463
400lm 3000K CRI90	
□ white	1001462





1001676 109

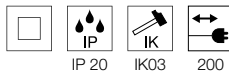
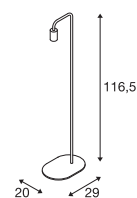
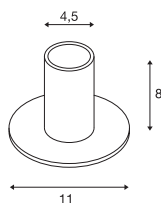




1002146 109

FITU
TL, E27

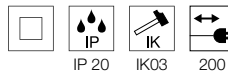


FITU
FL, E27



220-240V ~50/60Hz
Material: aluminium

- Euro plug and switch



220-240V ~50/60Hz
Material: aluminium/steel

- Euro plug and switch



E27 <10W



LED E27 | 7.5W | 320°
2500K | 700lm | EEK=F
8kWh/1000h



Prod. no. 1005265

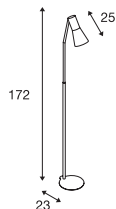
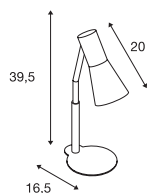


Options	Prod. no.
1xE27	
■ black	1001676

Options	Prod. no.
1xE27	
■ black	1002146



PHELIA
TL, QPAR51

PHELIA
FL, E27



230V ~50/60Hz
Material: aluminium/steel

- Safety plug and switch



230V ~50/60Hz
Material: aluminium/steel

- Safety plug and switch



GU10 <35W
Diameter: 5 cm L: 10.5 cm



LED GU10 | 3.2W
2700K | 270lm | EEK=G
4kWh/1000h



Prod. no. 1003101

Options	Prod. no.
1xGU10	
■ black	146000

Options	Prod. no.
1xE27	
■ black	146010

146000 110



146010 110





1002404 111

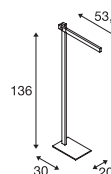
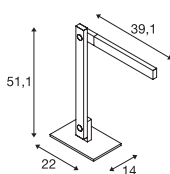




1002405 111

MECANICA PLUS
TL



MECANICA PLUS
FL



Switch
 IP 20
 IP 20
 100°
 30 000 Hours
 L70B50
 329°
 306°
 200
 LED

220-240V ~50/60Hz | 12V
 Total wattage: 7.9W
 Material: aluminium

- Plug-in power supply



Switch
 IP 20
 IP 20
 100°
 30 000 Hours
 L70B50
 329°
 306°
 200
 LED

220-240V ~50/60Hz | 12V
 Total wattage: 7.9W
 Material: aluminium

- Plug-in power supply



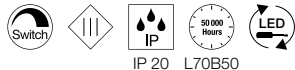
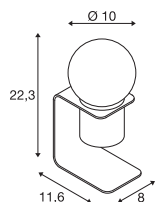

1002404	520-610lm 2700-6500K	

Options **Prod. no.**
 520-610lm | 2700-6500K | CRI80
 ■ black **1002404**



1002405	520-610lm 2700-6500K	

Options **Prod. no.**
 520-610lm | 2700-6500K | CRI80
 ■ black **1002405**

TONILA
TL

5V battery operation
Total wattage: 1.6W
Material: aluminium/plastic

- Battery 3.6V 2000mAh included
- Power adapter excl. USB charger
5V DC/1-2A required
- For MINI-USB charging cable
- Can be dimmed to 3 different levels
using the switch




1002583	90lm 2700K	

Options **Prod. no.**

90lm | 2700K | CRI80
■ black

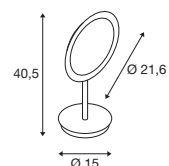
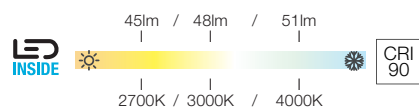
1002583





1004970 113

MAGANDA TL



	IP 44	IK02	L70B50	340°	90°	200

100-240V ~50/60Hz | 12V
 Total wattage: 4.8W
 Material: steel/glass

- Safety plug
- 3 colour temperature options via button



		A → G
1004970	45/48/51lm 2700/3000/4000K	

Options	Prod. no.
45/48/51lm 2700/3000/4000K CRI90 chrome/frosted	1004970

ATTENTION-GRABBING HIGHLIGHTS.

PENDANT LIGHTS ADD EMPHASIS.

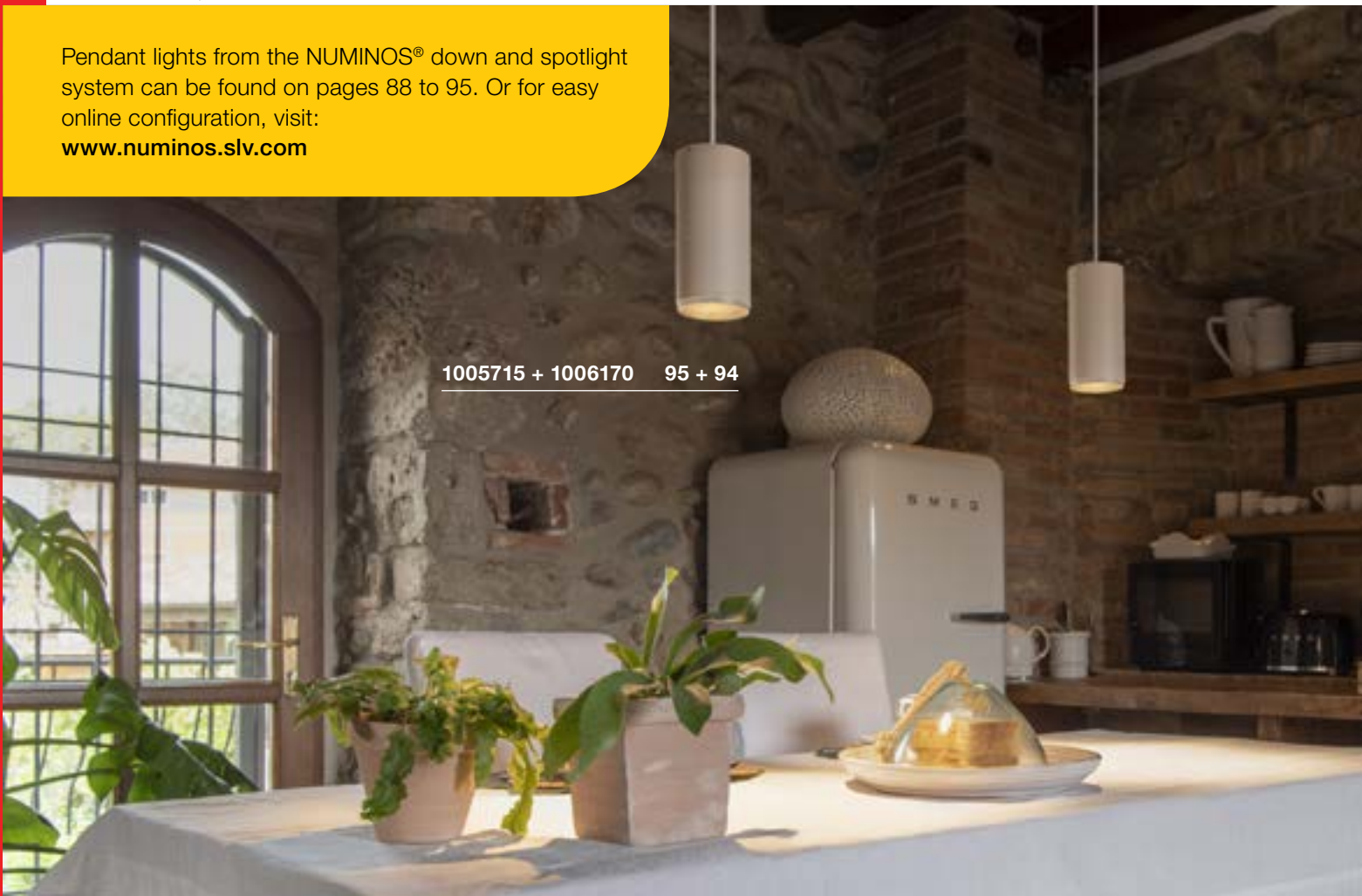
Give every room an individual feel: with pendant lights, you can immerse selected areas in atmospheric light, adding optical highlights thanks to a wide variety of styles. Be it in restaurants, cafés, bars or at home, these lights create pleasant environments and make a tasteful statement.





135120 131

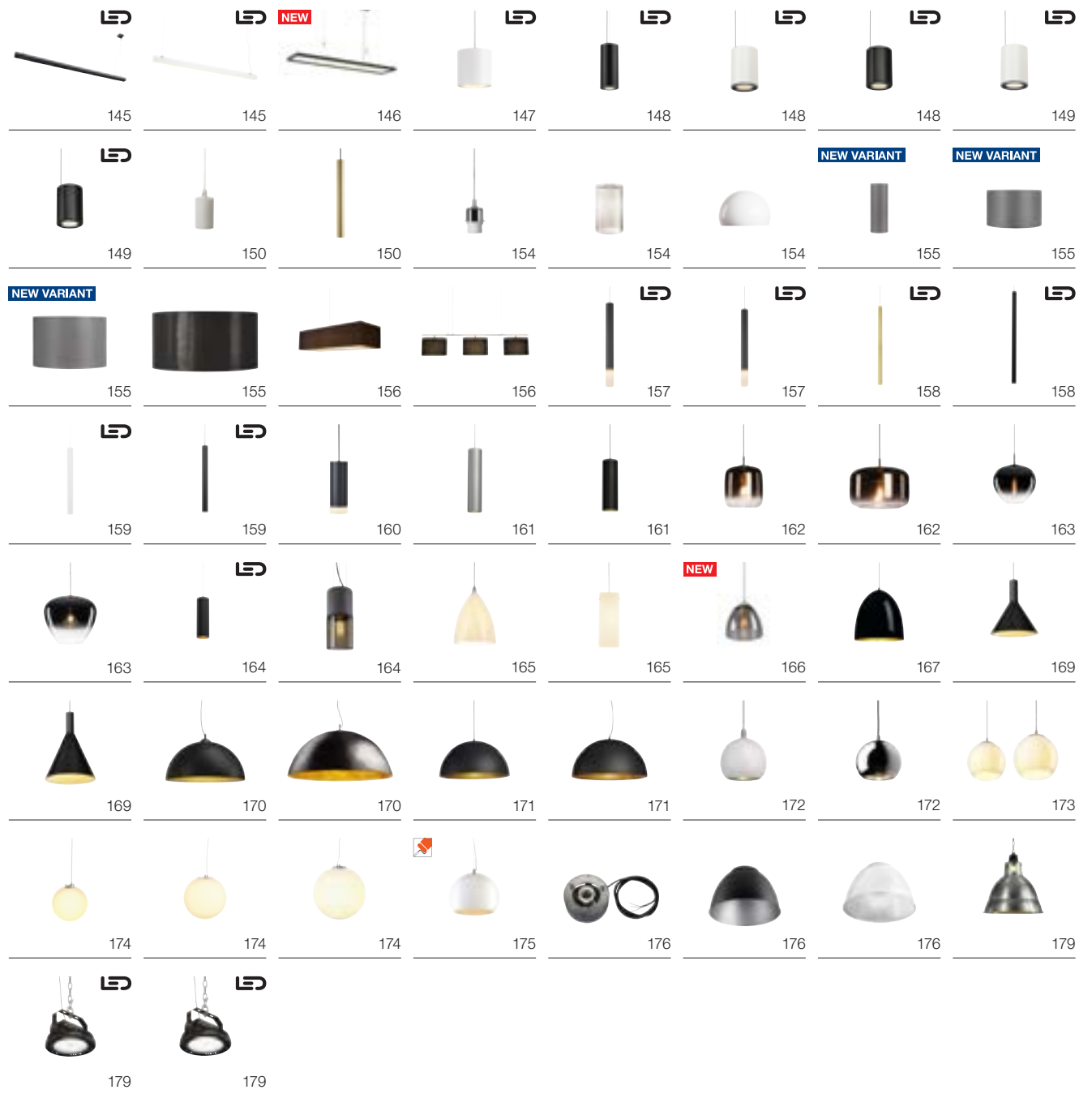
Pendant lights from the NUMINOS® down and spotlight system can be found on pages 88 to 95. Or for easy online configuration, visit: www.numinos.slv.com



1005715 + 1006170 95 + 94

PENDANT LIGHTS

NEW	NEW						NEW VARIANT	
118	118	119	120	120	121	121	122	122
	NEW VARIANT							
123	123	128	128	129	130	131	131	131
131	132	133	133	134	134	134	135	135
136	136	136	137	138	139	140	140	140
141	141	142	143	143	144	144	144	145

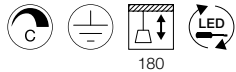
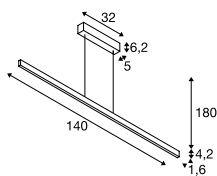
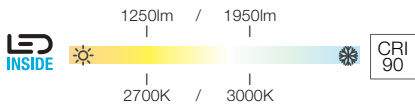



You can find more lights and variants at www.slv.com
 Manufacturer's details for our recommended lamps are given in the chapter 'Lamps', from page 808

ONE LINEAR 100
PD, PHASE, up/down



NEW

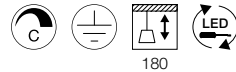
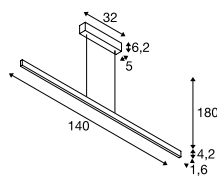
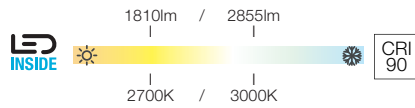



220-240V ~50/60Hz | 600mA
Total wattage: 24W
Material: aluminium/steel

ONE LINEAR 140
PD, PHASE, up/down



NEW



220-240V ~50/60Hz | 900mA
Total wattage: 35W
Material: aluminium/steel



	Light Spectrum	A → G
Up	550/580lm 2700/3000K	A ↑ G ↑ F
Down	670/700lm 2700/3000K	A ↑ G ↑ F

Options	Prod. no.
Up: 550/580lm 2700/3000K CRI90 Down: 700/670lm 2700/3000K CRI90	
■ black	1006185
Up: 550/580lm 2700/3000K CRI90 Down: 700/670lm 2700/3000K CRI90	
□ white	1006186
Up: 550/580lm 2700/3000K CRI90 Down: 700/670lm 2700/3000K CRI90	
■ brass	1006187




	Light Spectrum	A → G
Up	830/860lm 2700/3000K	A ↑ G ↑ F
Down	980/1015lm 2700/3000K	A ↑ G ↑ F

Options	Prod. no.
Up: 830/860lm 2700/3000K CRI90 Down: 980/1015lm 2700/3000K CRI90	
■ black	1006188
Up: 830/860lm 2700/3000K CRI90 Down: 980/1015lm 2700/3000K CRI90	
□ white	1006189
Up: 830/860lm 2700/3000K CRI90 Down: 980/1015lm 2700/3000K CRI90	
■ brass	1006190



1006187 118

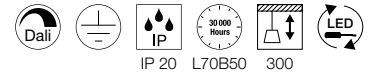
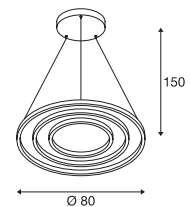
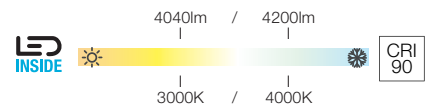



1006188 118



1002913 119

ONE TRIPLE PD, DALI




220-240V ~50/60Hz | 1700mA
 Total wattage: 64W
 Material: aluminium/steel



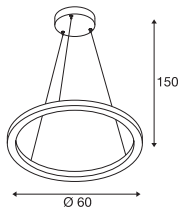
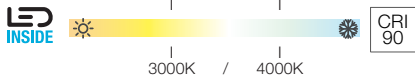
1002913, 1002914	4040/4200lm 3000/4000K	

Options	Prod. no.
4040/4200lm 3000/4000K CRI90	
■ black	1002913
4040/4200lm 3000/4000K CRI90	
□ white	1002914

ONE 60
PD, DALI



1480lm / 1550lm

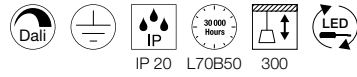
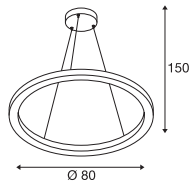


220-240V ~50/60Hz | 600mA
Total wattage: 24W
Material: aluminium/steel

ONE 80
PD, DALI



1930lm / 2140lm



220-240V ~50/60Hz | 800mA
Total wattage: 32W
Material: aluminium/steel



1002911 120



1002912 120



1002909, 1002910	1480/1550lm 3000/4000K	

Options	Prod. no.
1480/1550lm 3000/4000K CRI90	
■ black	1002909
1480/1550lm 3000/4000K CRI90	
□ white	1002910

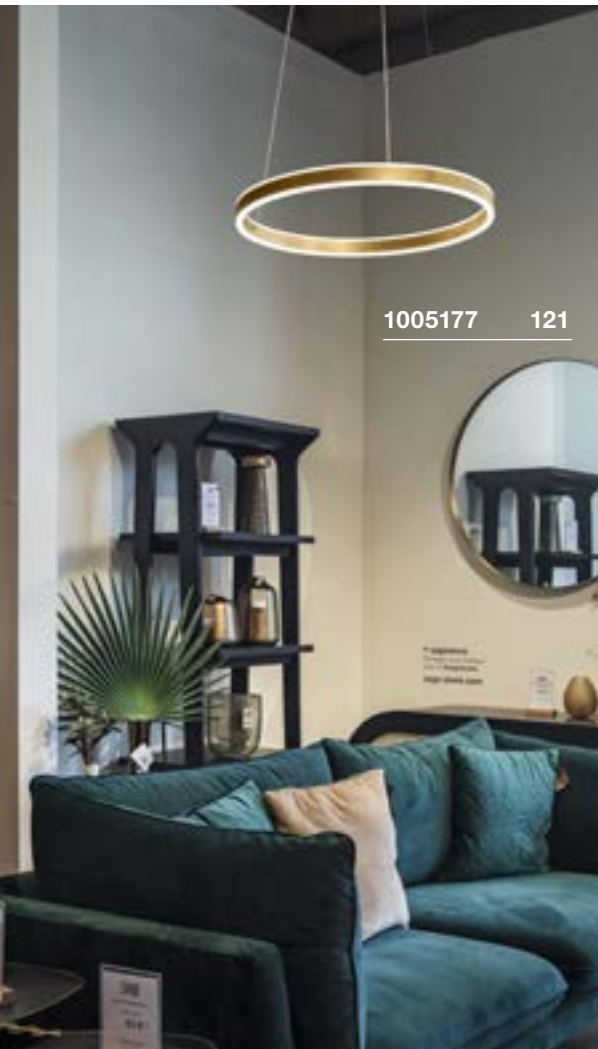


1002911, 1002912	1930/2140lm 3000/4000K	

Options	Prod. no.
1930/2140lm 3000/4000K CRI90	
■ black	1002911
1930/2140lm 3000/4000K CRI90	
□ white	1002912

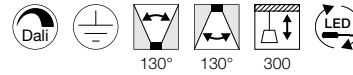
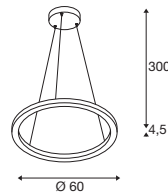
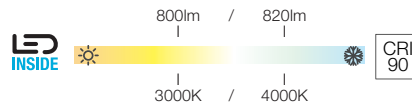


1004759 121



1005177 121

ONE 60
PD, DALI, up/down



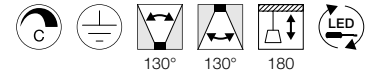
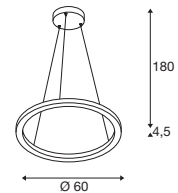
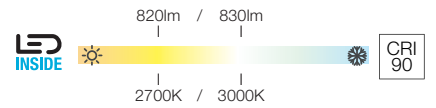

220-240V ~50/60Hz | 600mA
Total wattage: 25W
Material: aluminium/steel



Up/Down	400/410lm 3000/4000K	

Options	Prod. no.
Up: 400/410lm 3000/4000K CRI90 Down: 400/410lm 3000/4000K CRI90	
■ black	1004761
Up: 400/410lm 3000/4000K CRI90 Down: 400/410lm 3000/4000K CRI90	
□ white	1004762

ONE 60
PD, PHASE, up/down



220-240V ~50/60Hz | 600mA
Total wattage: 24W
Material: aluminium/steel



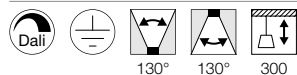
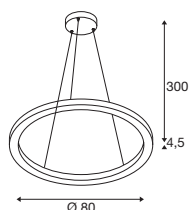
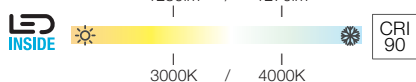
Up/Down	410/415lm 2700/3000K	

Options	Prod. no.
Up: 410/415lm 2700/3000K CRI90 Down: 410/415lm 2700/3000K CRI90	
■ black	1004759
Up: 410/415lm 2700/3000K CRI90 Down: 410/415lm 2700/3000K CRI90	
□ white	1004760
Up: 410/415lm 2700/3000K CRI90 Down: 410/415lm 2700/3000K CRI90	
■ brass	1005177

ONE 80
PD, DALI, up/down



1230lm / 1270lm



220-240V ~50/60Hz | 800mA
Total wattage: 34W
Material: aluminium/steel



Up/Down	615/635lm 3000/4000K	

Options	Prod. no.
Up: 615/635lm 3000/4000K CRI90 Down: 615/635lm 3000/4000K CRI90	
■ black	1004763
Up: 615/635lm 3000/4000K CRI90 Down: 615/635lm 3000/4000K CRI90	
□ white	1004764

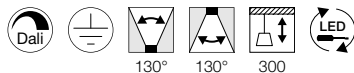
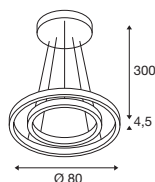
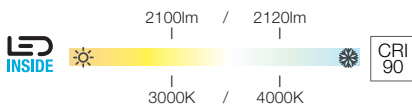


1004764 122



1004767 123

ONE DOUBLE PD, DALI, up/down



220-240V ~50/60Hz | 1400mA
 Total wattage: 55W
 Material: aluminium/steel



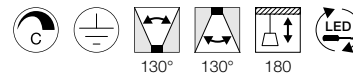
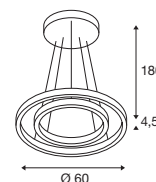
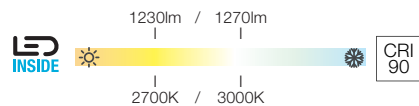

Up/Down	1050/1060lm 3000/4000K	

Options	Prod. no.
Up: 1050/1060lm 3000/4000K CRI90 Down: 1050/1060lm 3000/4000K CRI90	
■ black	1004767
Up: 1050/1060lm 3000/4000K CRI90 Down: 1050/1060lm 3000/4000K CRI90	
□ white	1004768

ONE DOUBLE PD, PHASE, up/down



NEW VARIANT



220-240V ~50/60Hz | 900mA
 Total wattage: 35W
 Material: aluminium/steel



Up/Down	615/635lm 2700/3000K	


Options	Prod. no.
Up: 615/635lm 2700/3000K CRI90 Down: 615/635lm 2700/3000K CRI90	
■ black	1004765
Up: 615/635lm 2700/3000K CRI90 Down: 615/635lm 2700/3000K CRI90	
□ white	1004766
Up: 615/635lm 2700/3000K CRI90 Down: 615/635lm 2700/3000K CRI90	
■ brass	1005178








1005178 123







MEDO LUMINAIRE FAMILY.

PENDANT OR CEILING LIGHTS.

	MEDO 30 CL, 1-10V	MEDO 40 CL, 1-10V	MEDO 60 CL, 1-10V	MEDO 90 CL, 1-10V
Example				
Lamp				
Size	Diameter: 30 cm	Diameter: 40 cm	Diameter: 60 cm	Diameter: 90 cm
Light strength	1000lm	2000lm	3500lm	11000lm
UGR	25	25	22	25
Dimmable	1-10V	1-10V	1-10V	1-10V
Suspension set (not included)	1.5 m 5 m	1.5 m 5 m	1.5 m 5 m	1.5 m 5 m

	MEDO 30 CL, PHASE	MEDO 40 CL, PHASE	
Example			
Lamp			
Size	Diameter: 30 cm	Diameter: 40 cm	
Light strength	1200lm	2125lm	
UGR	25	25	
Dimmable	C, L	C, L	
Suspension set (not included)	1.5 m 5 m	1.5 m 5 m	















	MEDO 60 CL, square, 1-10V	MEDO 60 CL, square, DALI	
Example			
Lamp			
Size	W L: 60 cm	W L: 60 cm	
Light strength	3300 lm	3300 lm	
UGR	22	22	
Dimmable	1-10V		
Suspension set (not included)	1.5 m 5 m	1.5 m 5 m	


	MEDO RING 60 PD, 1-10V	MEDO RING 90 PD, 1-10V	MEDO RING 60 PD, DALI
Example			
Lamp			
Size	Diameter: 60 cm	Diameter: 90 cm	Diameter: 60 cm
Light strength	2000lm	3945lm	2000lm
UGR	-	-	22
Dimmable	1-10V	1-10V	
Suspension kit	not necessary, (incl.) – pure pendant light	not necessary, (incl.) – pure pendant light	not necessary, (incl.) – pure pendant light

MEDO LUMINAIRE FAMILY.

PENDANT OR CEILING LIGHTS.

	MEDO 30 AMBIENT CW, PHASE	MEDO 40 AMBIENT CW, PHASE	MEDO 60 AMBIENT CW, PHASE	MEDO 90 AMBIENT CL, PHASE
Example				
Lamp				
Size	Diameter: 30 cm	Diameter: 40 cm	Diameter: 60 cm	Diameter: 90 cm
Light strength	Down: 1230/1280lm Up: 20lm	Down: 2750/2900lm Up: 50lm	Down: 4350/4750lm Up: 120lm	Down: 9500/10100lm Up: 125lm
UGR	25	25	25	25
Dimmable	C	C	C	C
Suspension set (not included)	1.5 m 5 m	1.5 m 5 m	1.5 m 5 m	1.5 m 5 m

	MEDO 30 AMBIENT CW, DALI	MEDO 40 AMBIENT CW, DALI	MEDO 60 AMBIENT CW, DALI	MEDO 90 AMBIENT CL, DALI
Example				
Lamp				
Size	Diameter: 30 cm	Diameter: 40 cm	Diameter: 60 cm	Diameter: 90 cm
Light strength	Down: 1230/1280lm Up: 20lm	Down: 2750/2900lm Up: 50lm	Down: 4350/4750lm Up: 120lm	Down: 9500/10100lm Up: 125lm
UGR	25	25	25	25
Dimmable				
Suspension set (not included)	1.5 m 5 m	1.5 m 5 m	1.5 m 5 m	1.5 m 5 m



Ambient effect – These MEDO variants produce even and indirect light in an upwards direction.



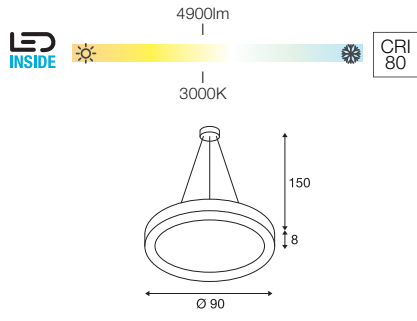
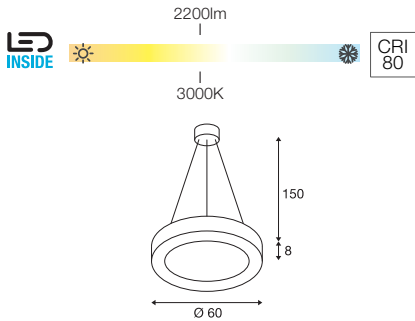
Colour temperature – With this MEDO variant, you can select the colour temperature yourself. The switch on the reverse can be used to choose between 3000k and 4000k.



MEDO RING 60
PD, 1-10V



MEDO RING 90
PD, 1-10V



220-240V ~50/60Hz | 700mA
 Total wattage: 33W
 Material: aluminium/poly (methyl methacrylate) (PMMA)

120-277V ~50/60Hz | 1200mA
 Total wattage: 56W
 Material: aluminium/poly (methyl methacrylate) (PMMA)

133840, 133841	2200lm 3000K	

133850, 133851	4900lm 3000K	

1-10V dimming
Prod. no. 470505

1-10V dimming
Prod. no. 470505

Options	Prod. no.
2200lm 3000K CRI80	
■ black	133840
2200lm 3000K CRI80	
□ white	133841

Options	Prod. no.
4900lm 3000K CRI80	
■ black	133850
4900lm 3000K CRI80	
□ white	133851



133840 128

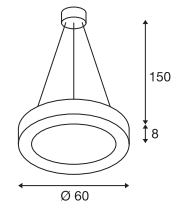
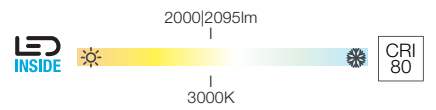


133850 128



1002890 129

MEDO RING 60
PD, DALI



220-240V ~50/60Hz | 700mA
Total wattage: 34W
Material: aluminium/poly (methyl methacrylate) (PMMA)

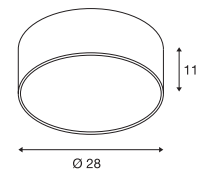
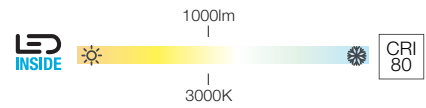


1002890, 1002891	2000lm 2095lm 3000K	

Options	Prod. no.
2000lm 3000K CRI80	
■ black	1002890
2095lm 3000K CRI80	
□ white	1002891



MEDO 30
CL, 1-10V



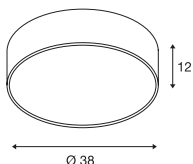
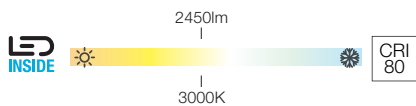
220-240V ~50/60Hz | 350mA
 Total wattage: 15W
 Material: aluminium/poly (methyl methacrylate) (PMMA)
 • Suspension set not included

1000855, 1000856, 1000857	1000lm 3000K	

- Suspension set 1.5m
Prod. no. 135250
- Suspension set 1.5m
Prod. no. 135251
- Suspension set 1.5m
Prod. no. 135254
- 1-10V dimming
Prod. no. 470505
- Suspension set 5m
Prod. no. 1001950
- Suspension set 5m
Prod. no. 1001951
- Suspension set 5m
Prod. no. 1001952

Options	Prod. no.
1000lm 3000K CRI80	
black	1000855
1000lm 3000K CRI80	
white	1000856
1000lm 3000K CRI80	
grey	1000857

MEDO 40
CL, 1-10V



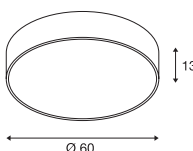


220-240V ~50/60Hz | 700mA
 Total wattage: 28W
 Material: aluminium/poly (methyl methacrylate) (PMMA)
 • Suspension set not included

1000864, 1000865, 1000866	2450lm 3000K	

- Suspension set 1.5m
Prod. no. 135250
- Suspension set 1.5m
Prod. no. 135251
- Suspension set 1.5m
Prod. no. 135254
- 1-10V dimming
Prod. no. 470505
- Suspension set 5m
Prod. no. 1001950
- Suspension set 5m
Prod. no. 1001951
- Suspension set 5m
Prod. no. 1001952

Options	Prod. no.
2450lm 3000K CRI80	
<input checked="" type="checkbox"/> black	1000864
2450lm 3000K CRI80	
<input type="checkbox"/> white	1000865
2450lm 3000K CRI80	
<input checked="" type="checkbox"/> grey	1000866

MEDO 60
CL, 1-10V



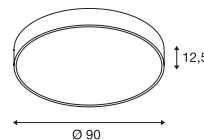
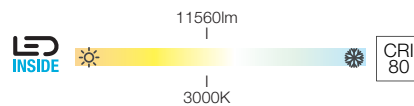
220-240V ~50/60Hz | 1000mA
 Total wattage: 38W
 Material: aluminium/poly (methyl methacrylate) (PMMA)
 • Suspension set not included

135120, 135121, 135124	4000lm 3000K	

- Suspension set 1.5m
Prod. no. 135250
- Suspension set 1.5m
Prod. no. 135251
- Suspension set 1.5m
Prod. no. 135254
- 1-10V dimming
Prod. no. 470505
- Suspension set 5m
Prod. no. 1001950
- Suspension set 5m
Prod. no. 1001951
- Suspension set 5m
Prod. no. 1001952

Options	Prod. no.
4000lm 3000K CRI80	
<input checked="" type="checkbox"/> black	135120
4000lm 3000K CRI80	
<input type="checkbox"/> white	135121
4000lm 3000K CRI80	
<input checked="" type="checkbox"/> grey	135124

MEDO 90
CL, 1-10V



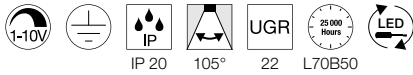
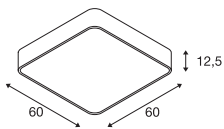
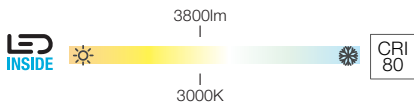

220-240V ~50/60Hz | 2900mA
 Total wattage: 109W
 Material: aluminium/poly (methyl methacrylate) (PMMA)
 • Suspension set not included

135170, 135171, 135174	11560lm 3000K	

- Suspension set 1.5m
Prod. no. 135250
- Suspension set 1.5m
Prod. no. 135251
- Suspension set 1.5m
Prod. no. 135254
- 1-10V dimming
Prod. no. 470505
- Suspension set 5m
Prod. no. 1001950
- Suspension set 5m
Prod. no. 1001951
- Suspension set 5m
Prod. no. 1001952

Options	Prod. no.
11560lm 3000K CRI80	
<input checked="" type="checkbox"/> black	135170
11560lm 3000K CRI80	
<input type="checkbox"/> white	135171
11560lm 3000K CRI80	
<input checked="" type="checkbox"/> grey	135174

MEDO 60
CL, square, 1-10V



220-240V ~50/60Hz | 1000mA
Total wattage: 39W
Material: aluminium/acrylic
• Suspension set not included



1000725, 1000726, 1000727	3800lm 3000K	



- Suspension set 1.5m
Prod. no. 135250
- Suspension set 1.5m
Prod. no. 135251
- Suspension set 1.5m
Prod. no. 135254
- 1-10V dimming
Prod. no. 470505
- Suspension set 5m
Prod. no. 1001950
- Suspension set 5m
Prod. no. 1001951
- Suspension set 5m
Prod. no. 1001952

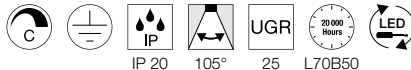
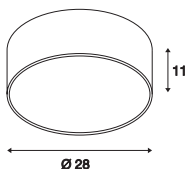
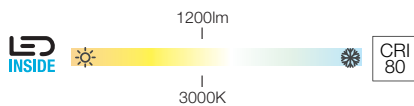
Options	Prod. no.
3800lm 3000K CRI80	
<input checked="" type="checkbox"/> black	1000725
3800lm 3000K CRI80	
<input type="checkbox"/> white	1000726
3800lm 3000K CRI80	
<input type="checkbox"/> grey	1000727





135074 133

MEDO 30
CL, PHASE



220-240V ~50/60Hz | 350mA
Total wattage: 16W
Material: aluminium/poly (methyl methacrylate) (PMMA)
• Suspension set not included



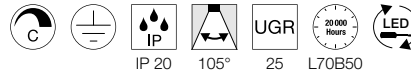
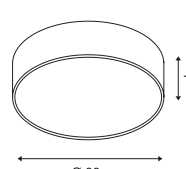
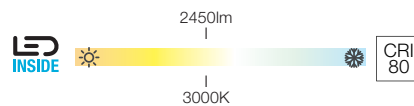
135020, 135021, 135024	1200lm 3000K	



- Suspension set 1.5m
Prod. no. 135250
- Suspension set 1.5m
Prod. no. 135251
- Suspension set 1.5m
Prod. no. 135254
- Suspension set 5m
Prod. no. 1001950
- Suspension set 5m
Prod. no. 1001951
- Suspension set 5m
Prod. no. 1001952

Options	Prod. no.
1200lm 3000K CRI80	
■ black	135020
1200lm 3000K CRI80	
□ white	135021
1200lm 3000K CRI80	
■ grey	135024

MEDO 40
CL, PHASE



220-240V ~50/60Hz | 700mA
Total wattage: 28W
Material: aluminium/poly (methyl methacrylate) (PMMA)
• Suspension set not included



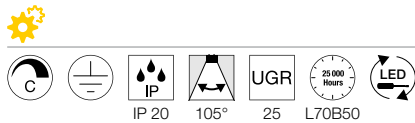
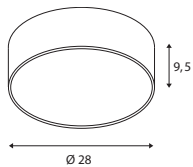
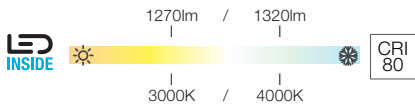
135070, 135071, 135074	2450lm 3000K	



- Suspension set 1.5m
Prod. no. 135250
- Suspension set 1.5m
Prod. no. 135251
- Suspension set 1.5m
Prod. no. 135254
- Suspension set 5m
Prod. no. 1001950
- Suspension set 5m
Prod. no. 1001951
- Suspension set 5m
Prod. no. 1001952

Options	Prod. no.
2450lm 3000K CRI80	
■ black	135070
2450lm 3000K CRI80	
□ white	135071
2450lm 3000K CRI80	
■ grey	135074

MEDO 30 AMBIENT
CW, PHASE



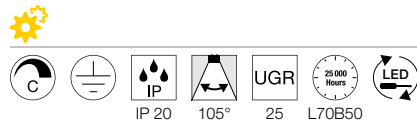
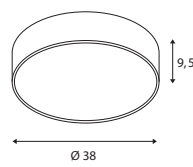
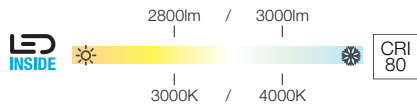
220-240V ~50/60Hz | 350mA
Total wattage: 15W
Material: aluminium/polycarbonate (PC)
• Suspension set not included

Up/Down	1270/1320lm 3000/4000K	A → G
---------	---------------------------	-------

- Suspension set 1.5m
Prod. no. 135250
- Suspension set 1.5m
Prod. no. 135251
- Suspension set 1.5m
Prod. no. 135254
- Suspension set 5m
Prod. no. 1001950
- Suspension set 5m
Prod. no. 1001951
- Suspension set 5m
Prod. no. 1001952

Options	Prod. no.
Up: 20/20lm 3000/4000K CRI80 Down: 1250/1300lm 3000/4000K CRI80	
■ black	1001877
Up: 20/20lm 3000/4000K CRI80 Down: 1250/1300lm 3000/4000K CRI80	
□ white	1001881
Up: 20/20lm 3000/4000K CRI80 Down: 1250/1300lm 3000/4000K CRI80	
■ grey	1001882

MEDO 40 AMBIENT
CW, PHASE



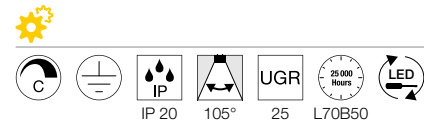
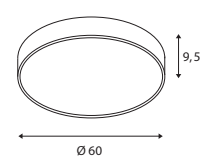
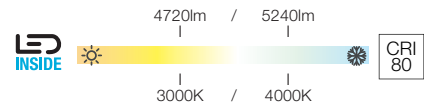
220-240V ~50/60Hz | 700mA
Total wattage: 30W
Material: aluminium/polycarbonate (PC)
• Suspension set not included

Up/Down	2750/3000lm 3000/4000K	A → G
---------	---------------------------	-------

- Suspension set 1.5m
Prod. no. 135250
- Suspension set 1.5m
Prod. no. 135251
- Suspension set 1.5m
Prod. no. 135254
- Suspension set 5m
Prod. no. 1001950
- Suspension set 5m
Prod. no. 1001951
- Suspension set 5m
Prod. no. 1001952

Options	Prod. no.
Up: 50/50lm 3000/4000K CRI80 Down: 2750/2950lm 3000/4000K CRI80	
■ black	1001883
Up: 50/50lm 3000/4000K CRI80 Down: 2750/2950lm 3000/4000K CRI80	
□ white	1001884
Up: 50/50lm 3000/4000K CRI80 Down: 2750/2950lm 3000/4000K CRI80	
■ grey	1001885

MEDO 60 AMBIENT
CW, PHASE



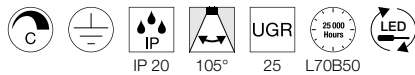
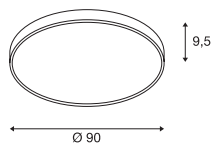
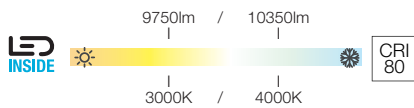
220-240V ~50/60Hz | 1050mA
Total wattage: 40W
Material: aluminium/polycarbonate (PC)
• Suspension set not included

Up/Down	4720/5240lm 3000/4000K	A → G
---------	---------------------------	-------

- Suspension set 1.5m
Prod. no. 135250
- Suspension set 1.5m
Prod. no. 135251
- Suspension set 1.5m
Prod. no. 135254
- Suspension set 5m
Prod. no. 1001950
- Suspension set 5m
Prod. no. 1001951
- Suspension set 5m
Prod. no. 1001952

Options	Prod. no.
Up: 120/120lm 3000/4000K CRI80 Down: 4600/5120lm 3000/4000K CRI80	
■ black	1001886
Up: 120/120lm 3000/4000K CRI80 Down: 4600/5120lm 3000/4000K CRI80	
□ white	1001887
Up: 120/120lm 3000/4000K CRI80 Down: 4600/5120lm 3000/4000K CRI80	
■ grey	1001888

MEDO 90 AMBIENT
CL, PHASE



220-240V ~50/60Hz | 1050mA
 Total wattage: 78W
 Material: aluminium/polycarbonate (PC)
 • Suspension set not included



		A → G
Up/Down	9750/10350lm 3000/4000K	A G D



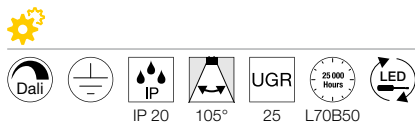
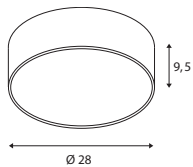
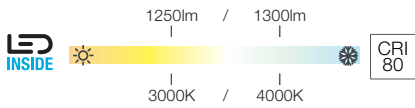
- Suspension set 1.5m
Prod. no. 135250
- Suspension set 1.5m
Prod. no. 135251
- Suspension set 1.5m
Prod. no. 135254
- Suspension set 5m
Prod. no. 1001950
- Suspension set 5m
Prod. no. 1001951
- Suspension set 5m
Prod. no. 1001952

Options	Prod. no.
Up: 125/125lm 3000/4000K CRI80 Down: 9625/10225lm 3000/4000K CRI80	1001878
Up: 125/125lm 3000/4000K CRI80 Down: 9625/10225lm 3000/4000K CRI80	1001879
Up: 125/125lm 3000/4000K CRI80 Down: 9625/10225lm 3000/4000K CRI80	1001880



1001886 135

MEDO 30 AMBIENT
CW, DALI



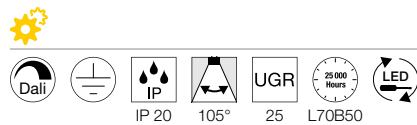
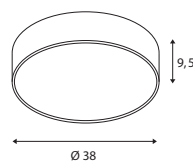
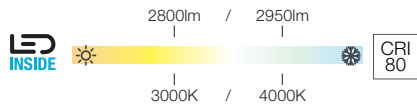
220-240V ~50/60Hz | 350mA
Total wattage: 15W
Material: aluminium/polycarbonate (PC)
• Suspension set not included

Up/Down	1230/1280lm 3000/4000K	

- Suspension set 1.5m
Prod. no. 135250
- Suspension set 1.5m
Prod. no. 135251
- Suspension set 1.5m
Prod. no. 135254
- Suspension set 5m
Prod. no. 1001950
- Suspension set 5m
Prod. no. 1001951
- Suspension set 5m
Prod. no. 1001952

Options	Prod. no.
Up: 20/20lm 3000/4000K CRI80 Down: 1230/1280lm 3000/4000K CRI80	
black	1001889
Up: 20/20lm 3000/4000K CRI80 Down: 1230/1280lm 3000/4000K CRI80	
white	1001893
Up: 20/20lm 3000/4000K CRI80 Down: 1230/1280lm 3000/4000K CRI80	
grey	1001894

MEDO 40 AMBIENT
CW, DALI



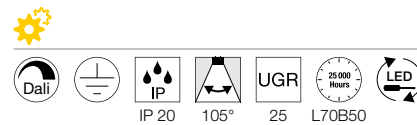
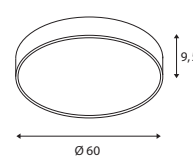
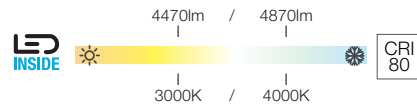
220-240V ~50/60Hz | 700mA
Total wattage: 30W
Material: aluminium/polycarbonate (PC)
• Suspension set not included

Up/Down	2800/2950lm 3000/4000K	

- Suspension set 1.5m
Prod. no. 135250
- Suspension set 1.5m
Prod. no. 135251
- Suspension set 1.5m
Prod. no. 135254
- Suspension set 5m
Prod. no. 1001950
- Suspension set 5m
Prod. no. 1001951
- Suspension set 5m
Prod. no. 1001952

Options	Prod. no.
Up: 50/50lm 3000/4000K CRI80 Down: 2750/2900lm 3000/4000K CRI80	
black	1001895
Up: 50/50lm 3000/4000K CRI80 Down: 2750/2900lm 3000/4000K CRI80	
white	1001896
Up: 50/50lm 3000/4000K CRI80 Down: 2750/2900lm 3000/4000K CRI80	
grey	1001897

MEDO 60 AMBIENT
CW, DALI



220-240V ~50/60Hz | 1000mA
Total wattage: 37W
Material: aluminium/polycarbonate (PC)
• Suspension set not included

Up/Down	4470/4870lm 3000/4000K	

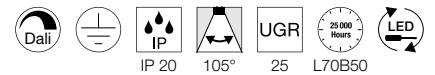
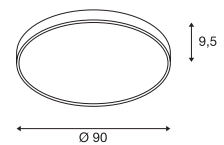
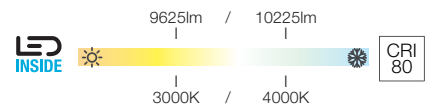
- Suspension set 1.5m
Prod. no. 135250
- Suspension set 1.5m
Prod. no. 135251
- Suspension set 1.5m
Prod. no. 135254
- Suspension set 5m
Prod. no. 1001950
- Suspension set 5m
Prod. no. 1001951
- Suspension set 5m
Prod. no. 1001952

Options	Prod. no.
Up: 120/120lm 3000/4000K CRI80 Down: 4350/4750lm 3000/4000K CRI80	
black	1001898
Up: 120/120lm 3000/4000K CRI80 Down: 4350/4750lm 3000/4000K CRI80	
white	1001900
Up: 120/120lm 3000/4000K CRI80 Down: 4350/4750lm 3000/4000K CRI80	
grey	1001899



1001898 136

MEDO 90 AMBIENT
CL, DALI



220-240V ~50/60Hz | 1000mA
Total wattage: 78W
Material: aluminium/polycarbonate (PC)
• Suspension set not included



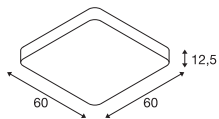
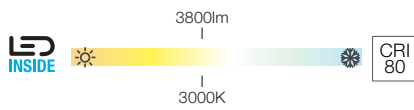
Up/Down	9625/10225lm 3000/4000K	



<input checked="" type="checkbox"/> Suspension set 1.5m Prod. no. 135250	
<input type="checkbox"/> Suspension set 1.5m Prod. no. 135251	
<input checked="" type="checkbox"/> Suspension set 1.5m Prod. no. 135254	
<input type="checkbox"/> Suspension set 5m Prod. no. 1001950	
<input checked="" type="checkbox"/> Suspension set 5m Prod. no. 1001951	
<input checked="" type="checkbox"/> Suspension set 5m Prod. no. 1001952	

Options	Prod. no.
Up: 125/125lm 3000/4000K CRI80 Down: 9500/10100lm 3000/4000K CRI80	
<input checked="" type="checkbox"/> black	1001890
Up: 125/125lm 3000/4000K CRI80 Down: 9500/10100lm 3000/4000K CRI80	
<input type="checkbox"/> white	1001891
Up: 125/125lm 3000/4000K CRI80 Down: 9500/10100lm 3000/4000K CRI80	
<input checked="" type="checkbox"/> grey	1001892

MEDO 60
CL, square, DALI



220-240V ~50/60Hz | 1000mA
Total wattage: 39W
Material: aluminium/acrylic




1002882	3800lm 3000K	



- Suspension set 1.5m
Prod. no. 135250
- Suspension set 1.5m
Prod. no. 135251
- Suspension set 1.5m
Prod. no. 135254
- Suspension set 5m
Prod. no. 1001950
- Suspension set 5m
Prod. no. 1001951
- Suspension set 5m
Prod. no. 1001952

Options	Prod. no.
3800lm 3000K CRI80	
<input type="checkbox"/> white	1002882



1002882 138

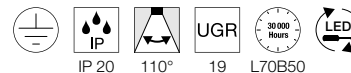
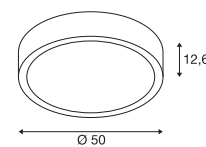



1002858 139



1002858 139

MALANG
CW



100-240V ~50/60Hz | 24V
 Total wattage: 39W
 Material: aluminium / polyethylene (PE)

- Can be controlled and dimmed with SLV VALETO remote control 1002994 or Gateway 1002411
- Ring light and panel can be controlled separately (Zigbee 3.0)



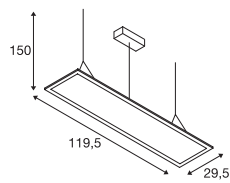
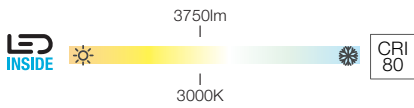

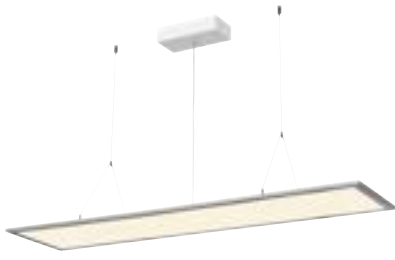
The energy efficiency class information for this product was not available at the time of printing. The latest product data can always be found at www.slv.com



■ Suspension set 1.5m Prod. no. 135250	
□ Suspension set 1.5m Prod. no. 135251	
■ Suspension set 1.5m Prod. no. 135254	
□ Suspension set 5m Prod. no. 1001950	
■ Suspension set 5m Prod. no. 1001951	
■ Suspension set 5m Prod. no. 1001952	
□ SLV VALETO® remote control, CCT/RGBW Prod. no. 1002994	

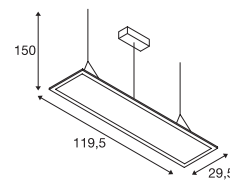
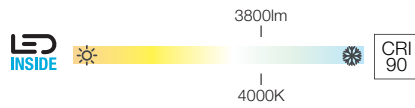

Options	Prod. no.
Ring: 350lm RGB+W (3000K) CRI80	
Panel: 2100-2400lm 2700-6500K CRI80	
□ white	1002858

I-PENDANT PRO
PD, 1195x295mm, DALI



100-277V ~50/60Hz | 1000mA
 Total wattage: 43W
 Material: aluminium/poly (methyl methacrylate) (PMMA)

I-PENDANT PRO
PD, 1195x295mm, DALI




100-240V ~50/60Hz | 1000mA
 Total wattage: 43W
 Material: aluminium/poly (methyl methacrylate) (PMMA)

1003048, 1003050	3750lm 3000K	

Options	Prod. no.
3750lm 3000K CRI80	
<input type="checkbox"/> white	1003048
3750lm 3000K CRI80	
<input type="checkbox"/> grey	1003050

1003049, 1003051	3800lm 4000K	

Options	Prod. no.
3800lm 4000K CRI90	
<input type="checkbox"/> white	1003049
3800lm 4000K CRI80	
<input type="checkbox"/> grey	1003051



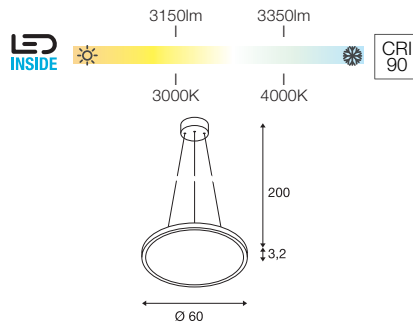



1003047 141



1003044 141

PANEL 60
PD, round, DALI



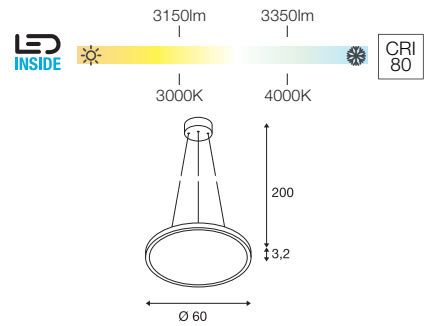

100-277V ~50/60Hz | 1000mA
 Total wattage: 43W
 Material: aluminium/poly (methyl methacrylate) (PMMA)



1003046, 1003047	3150lm 3350lm 3000K 4000K	

Options	Prod. no.
3150lm 3000K CRI90 ■ grey	1003046
3350lm 4000K CRI90 ■ grey	1003047

PANEL 60
PD, round, DALI



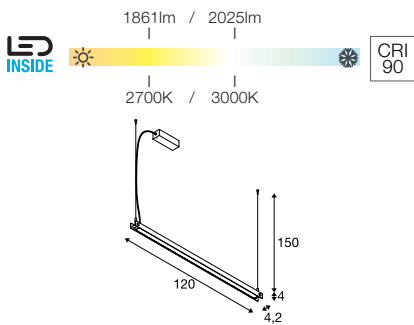
100-277V ~50/60Hz | 1000mA
 Total wattage: 43W
 Material: aluminium/poly (methyl methacrylate) (PMMA)



1003044, 1003045	3150lm 3350lm 3000K 4000K	

Options	Prod. no.
3150lm 3000K CRI80 □ white	1003044
3350lm 4000K CRI80 □ white	1003045

NOYA
PD, PHASE



220-240V ~50/60Hz | 700mA
 Total wattage: 32W
 Material: aluminium/polycarbonate (PC)

1003530, 1003532	1861/2025lm 2700/3000K	


Options	Prod. no.
1861/2025lm 2700/3000K CRI90	
■ black	1003530
1861/2025lm 2700/3000K CRI90	
□ white	1003532



1003532 142



1003530 142



1001403 143

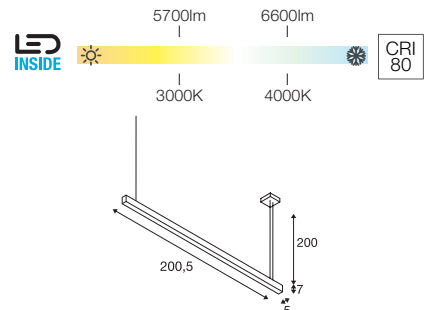
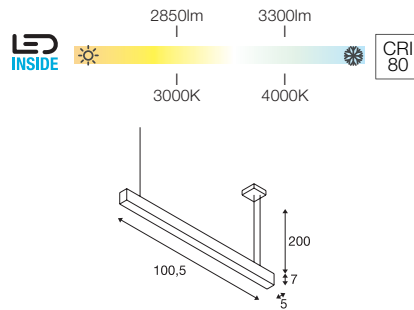


1001406 143

GLENOS
PD, 1m, 1-10V



GLENOS
PD, 2m, 1-10V



220-240V ~50/60Hz | 1000mA
Total wattage: 43W
Material: aluminium/plastic

220-240V ~50/60Hz | 1000mA
Total wattage: 85W
Material: aluminium/plastic

1001400, 1001403	2850lm 3300lm 3000 4000K	

1001406, 1001409	5700lm 6600lm 3000 4000K	

1-10V dimming
Prod. no. 470505

1-10V dimming
Prod. no. 470505

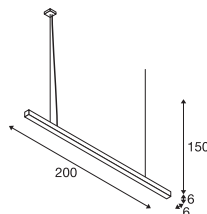
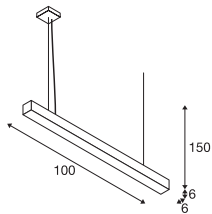
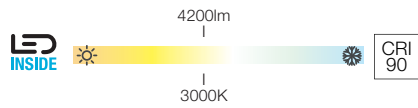
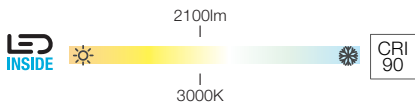
Options	Prod. no.
2850lm 3000K CRI80	
■ black	1001400
3300lm 4000K CRI80	
■ black	1001403

Options	Prod. no.
5700lm 3000K CRI80	
■ black	1001406
6600lm 4000K CRI80	
■ black	1001409

Q-LINE®
PD, 1m, BAP, PHASE



Q-LINE®
PD, 2m, BAP, PHASE



220-240V ~50/60Hz | 900mA
Total wattage: 46W
Material: aluminium/plastic

220-240V ~50/60Hz | 900mA
Total wattage: 93W
Material: aluminium/plastic

1000927, 1000926	2100lm 3000K	

1000930, 1000929	4200lm 3000K	

Options	Prod. no.
2100lm 3000K CRI90	
■ black	1000927
2100lm 3000K CRI90	
□ white	1000926

Options	Prod. no.
4200lm 3000K CRI90	
■ black	1000930
4200lm 3000K CRI90	
□ white	1000929

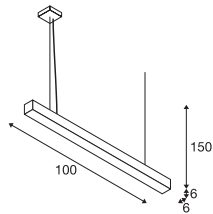
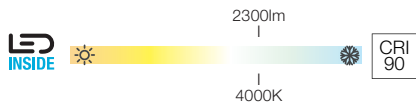


1000927 144



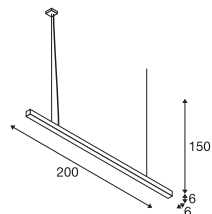
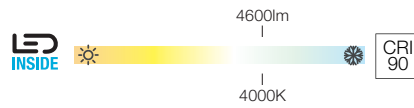
1000930 144

Q-LINE®
PD, 1m, BAP, PHASE



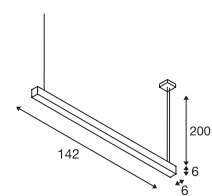
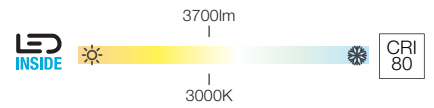

220-240V ~50/60Hz | 900mA
Total wattage: 46W
Material: aluminium/plastic

Q-LINE®
PD, 2m, BAP, PHASE



220-240V ~50/60Hz | 900mA
Total wattage: 93W
Material: aluminium/plastic

Q-LINE®
PD, DALI, single



220-240V ~50/60Hz | 700mA
Total wattage: 47W
Material: aluminium/acrylic

1000933, 1000932	2300lm 4000K	

Options	Prod. no.
2300lm 4000K CRI90	
■ black	1000933
2300lm 4000K CRI90	
□ white	1000932

1000936, 1000935	4600lm 4000K	

Options	Prod. no.
4600lm 4000K CRI90	
■ black	1000936
4600lm 4000K CRI90	
□ white	1000935

1001309, 1001310	3700lm 3000K	

Options	Prod. no.
3700lm 3000K CRI80	
■ black	1001309
3700lm 3000K CRI80	
□ white	1001310

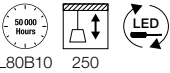
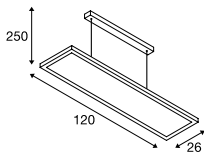
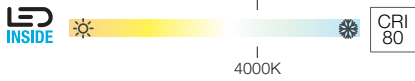
WORKLIGHT
PD, DALI



NEW



5000lm
|
4000K



200-240V ~50/60Hz | 1500mA
Total wattage: 57W
Material: aluminium



1005395 146



Up	2000lm 4000K		
Down	3000lm 4000K		

Options	Prod. no.
Up: 2000lm 4000K CRI80 Down: 3000lm 4000K CRI80	
■ black	1005395 ■
Up: 2000lm 4000K CRI80 Down: 3000lm 4000K CRI80	
□ white	1005396 ■

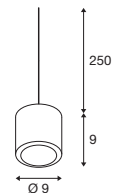
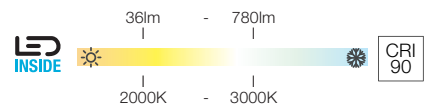


1004744 + 1004672 151 + 147



1004744 + 1004672 151 + 147

OCULUS
PD, single, PHASE



220-240V ~50/60Hz | 250mA
Total wattage: 11W
Material: aluminium/glass

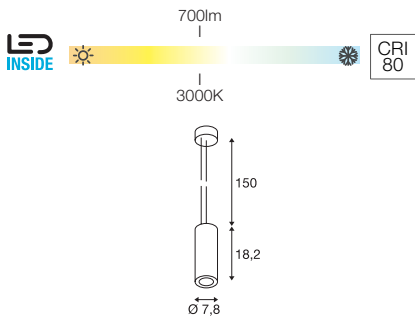
- Additional frosted lens included
- Matching accessories can be found on page 151



1004672, 1004673	36-780lm 2000-3000K	A → G A ↑ F

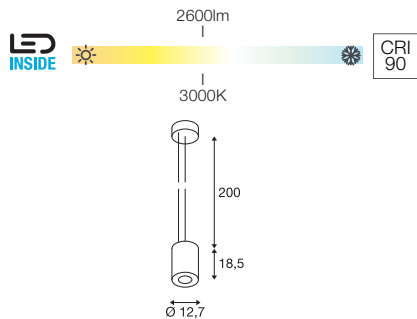
Options	Prod. no.
36-780lm 2000-3000K CRI90	
■ black	1004672
36-780lm 2000-3000K CRI90	
□ white	1004673

SUPROS 78 PD



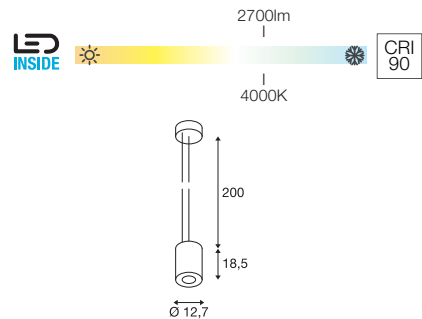
220-240V ~50/60Hz | 250mA
 Total wattage: 12W
 Material: aluminium

SUPROS PD



220-240V ~50/60Hz | 750mA
 Total wattage: 31W
 Material: aluminium

SUPROS PD



220-240V ~50/60Hz | 750mA
 Total wattage: 31W
 Material: aluminium

133120, 133121	700lm 3000K	

1003275, 1003276	2600lm 3000K	

1003277, 1003278	2700lm 3000K	

<input type="checkbox"/> Lens 20° Prod. no. 116302	
<input type="checkbox"/> Lens 40° Prod. no. 116304	

<input checked="" type="checkbox"/> Reflector 20° Prod. no. 114102	
<input checked="" type="checkbox"/> Reflector 40° Prod. no. 114104	

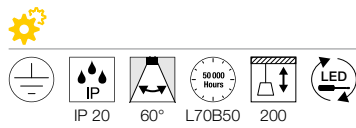
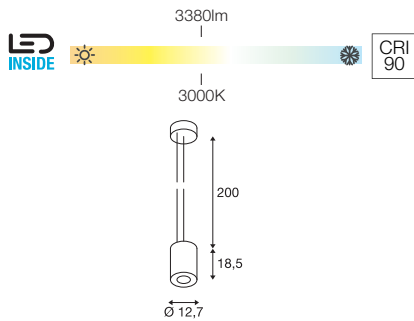
<input checked="" type="checkbox"/> Reflector 20° Prod. no. 114102	
<input checked="" type="checkbox"/> Reflector 40° Prod. no. 114104	

Options	Prod. no.
700lm 3000K CRI80	
<input checked="" type="checkbox"/> black	133120
700lm 3000K CRI80	
<input type="checkbox"/> white	133121

Options	Prod. no.
2600lm 3000K CRI90	
<input checked="" type="checkbox"/> black	1003275
2600lm 3000K CRI80	
<input type="checkbox"/> white	1003276

Options	Prod. no.
2700lm 4000K CRI90	
<input checked="" type="checkbox"/> black	1003277
2700lm 4000K CRI90	
<input type="checkbox"/> white	1003278

SUPROS PD



220-240V ~50/60Hz | 950mA
Total wattage: 36W
Material: aluminium



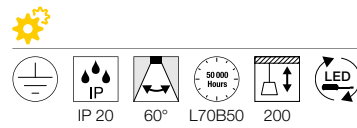
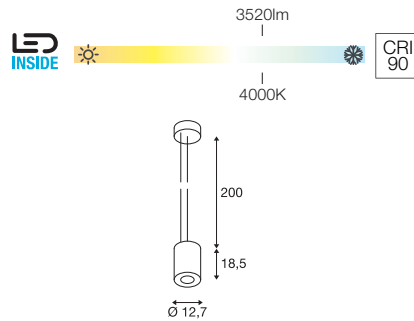

		A → G
1003279, 1003280	3380lm 3000K	A E



■ Reflector 20° Prod. no. 114102	
■ Reflector 40° Prod. no. 114104	

Options	Prod. no.
3380lm 3000K CRI90	
■ black	1003279
3380lm 3000K CRI90	
□ white	1003280

SUPROS PD



220-240V ~50/60Hz | 950mA
Total wattage: 36W
Material: aluminium



		A → G
1003281, 1003282	3520lm 3000K	A E



■ Reflector 20° Prod. no. 114102	
■ Reflector 40° Prod. no. 114104	

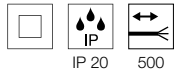
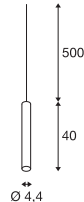
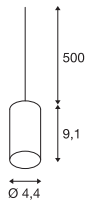
Options	Prod. no.
3520lm 4000K CRI90	
■ black	1003281
3520lm 4000K CRI90	
□ white	1003282



FITU
PD, E27

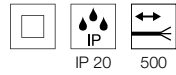


FITU
PD, E27



220-240V ~50/60Hz
Material: aluminium

- Textile cable
- Open cable end



220-240V ~50/60Hz
Material: aluminium

- Textile cable
- Open cable end



E27 <60W



LED E27 | 7.5W | 320°
2700K | 800lm | EEK=F
8kWh/1000h



Prod. no. 1005303



E27 <60W




LED E27 | 7.5W | 320°
2500K | 700lm | EEK=F
8kWh/1000h



Prod. no. 1005265

Options	Prod. no.
1xE27	
■ black	132690
1xE27	
□ white	132691
1xE27	
■ gold	1002168

Options	Prod. no.
1xE27	
■ black	1002558
1xE27	
□ white	1002562
1xE27	
■ gold	1002564
1xE27	
□ aluminium	1002563



FITU MIX & MATCH ACCESSORIES

Fitu single ceiling rose

16A max.
steel
H: 3.9 cm
Diameter: 8.5 cm
Incl. strain relief



Options	Prod. no.
■ black	132600
□ white	132601
■ chrome	132605
■ gold	1002163

Fitu triple ceiling rose

16A max.
steel
H: 5.4 cm
Diameter: 22 cm
Incl. strain relief



Options	Prod. no.
■ black	132610
□ white	132611
■ chrome	132615 ▼
■ gold	1002164

Fitu quintuple ceiling rose

16A max.
steel
H: 6 cm
Diameter: 33 cm
Incl. strain relief



Options	Prod. no.
■ black	132620
□ white	132621
■ chrome	132625 ▼
■ gold	1002165

Ceiling rose 3-piece

16A max.
steel
L: 60 cm W: 8.5 cm H: 5 cm
Incl. strain relief



Options	Prod. no.
■ black	1001818
□ white	1001819
■ gold	1002264

Ceiling rose 5-piece

16A max.
steel
L: 120 cm W: 8.5 cm H: 5 cm



Options	Prod. no.
■ black	1001820
□ white	1001821
■ gold	1002265

Ceiling rose structure

16A max.
steel
H: 2.6 cm
Diameter: 9 cm



Options	Prod. no.
■ black	1004744
□ white	1004745
■ chrome	1004746

Built-in ceiling rose

16A max.
Steel/polyamide 66 (PA 66)
H: 3.3 cm
Diameter: 8.5 cm



Options	Prod. no.
■ black	1004674
□ white	1004675
■ chrome	1004676

Ceiling hook

aluminium
L: 4.6 cm
Diameter: 1.8 cm



Options	Prod. no.
■ black	132670
□ white	132671

Cable hook

aluminium
L: 3.1 cm
Diameter: 1.4 cm



Options	Prod. no.
■ black	132680
□ white	132681

1-phase light adapter

6A max.
Polycarbonate (PC)
L: 8.2 cm W: 3.5 cm H: 4.2 cm
Max. mechanical load 2 kg




Options	Prod. no.
■ black	143120
□ white	143121
■ grey	143124

3-phase light adapter

10A max.
plastic
Max. mechanical load 5 kg



Options	Prod. no.
■ black	145990
□ white	1001542
■ grey	145994



132690 150

SLV FENDA. MIX & MATCH.

MIX & match

MIX & MATCH Video

bit.ly/slv-mix-match



132662 + 156122 154 + 155



132661 + 1004774 154 + 155

1003031 + 1004775 104 + 155

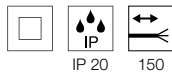
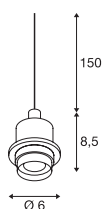


1000773 154



132660 + 1000580 154 + 155

FENDA
PD, E27



220-240V ~50/60Hz
Material: steel/plastic

- Open cable end
- Matching accessories can be found on page 151



E27 <60W



LED E27 | 9W | 220°
2700K | 800lm | EEK=F
9kWh/1000h



Prod. no. 1005301

Options	Prod. no.
1xE27	
■ black	132660
1xE27	
□ white	132661
1xE27	
■ chrome	132662

FENDA
Glass shade



H: 20 cm
Diameter: 12.5 cm
Material: glass

- Max. 25W

Options	Prod. no.
■ brown	1000773
□ white	1002217

FENDA
Diameter 40cm, round



H: 30 cm
Diameter: 40 cm
Material: poly (methyl methacrylate) (PMMA)

- Max. 40W

Options	Prod. no.
□ white	1000764





132662 + 156113 154 + 155

FENDA
15 cm, round



NEW VARIANT



H: 40 cm
Diameter: 15 cm
Material: textile/steel

Options	Prod. no.
<input checked="" type="checkbox"/> black/copper	156152
<input type="checkbox"/> white	156141
<input type="checkbox"/> beige	156143
<input type="checkbox"/> grey	1004773 <input checked="" type="checkbox"/>

FENDA
30 cm, round



NEW VARIANT



H: 20 cm
Diameter: 30 cm
Material: textile/steel

Options	Prod. no.
<input checked="" type="checkbox"/> black/copper	155592
<input type="checkbox"/> white	155582
<input type="checkbox"/> beige	155583
<input type="checkbox"/> grey	1004774 <input checked="" type="checkbox"/>



132660 + 1002217 154

FENDA
45 cm, round



NEW VARIANT



H: 28 cm
Diameter: 45.5 cm
Material: textile/steel

Options	Prod. no.
<input type="checkbox"/> Acrylic glass cover	Prod. no. 156100 <input type="checkbox"/>

Options	Prod. no.
<input checked="" type="checkbox"/> black/copper	156122
<input type="checkbox"/> white	156111
<input type="checkbox"/> beige	156113
<input type="checkbox"/> grey	1004775 <input checked="" type="checkbox"/>

FENDA
Diameter 70 cm, round



H: 36 cm
Diameter: 70 cm
Material: textile/steel

• Max. 20W

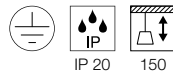
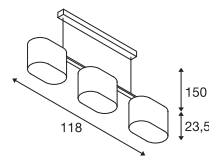
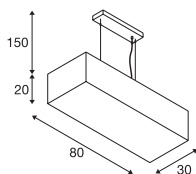

Options	Prod. no.
<input type="checkbox"/> Acrylic glass cover	Prod. no. 1000957 <input type="checkbox"/>

Options	Prod. no.
<input checked="" type="checkbox"/> black/copper	1000580
<input type="checkbox"/> white	1000579

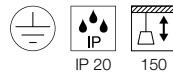
ACCANTO
PD, E27



TRIADEM
PD, E27



220-240V ~50/60Hz
Material: steel/textile



220-240V ~50/60Hz
Material: steel/textile



E27 <40W L: 13 cm



LED E27 | 9W | 220°
2700K | 800lm | EEK=F
9kWh/1000h

Prod. no. 1005301



E27 <60W L: 14 cm



LED E27 | 13.2W | 220°
2700K | 1300lm | EEK=F
13kWh/1000h

Prod. no. 1005302



Options	Prod. no.
3xE27	
■ black	1002946 ▼
3xE27	
□ white	1002947 ▼

Options	Prod. no.
3xE27	
■ black	155870 ▼
3xE27	
□ white	155871 ▼



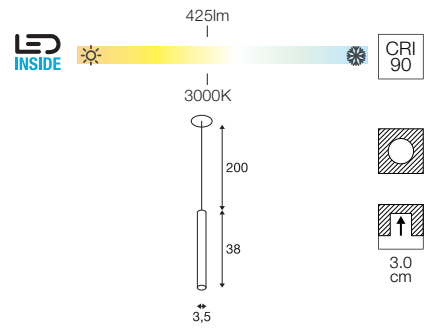
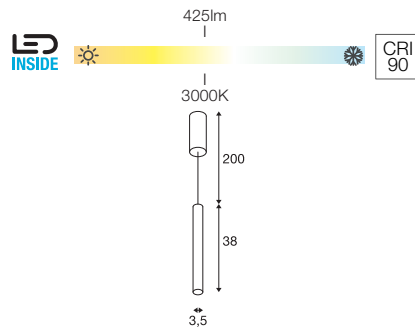




1003436 157

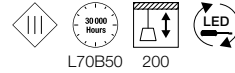
HELIA AMBIENT 35
PD, PHASE



HELIA AMBIENT 35
PD



220-240V ~50/60Hz | 500mA
Total wattage: 9W
Material: aluminium/acrylic



500mA
Total wattage: 7.5W
Material: aluminium/acrylic
• Incl. built-in rose
• Diameter built-in rose 68 mm



1003436	425lm 3000K	



1003435	425lm 3000K	


Options Prod. no.

425lm | 3000K | CRI90
■ black 1003436

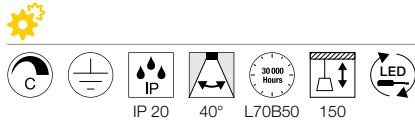
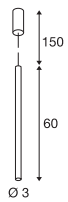
Options Prod. no.

425lm | 3000K | CRI90
■ black 1003435

HELIA 30 PD, PHASE




590|620|670lm



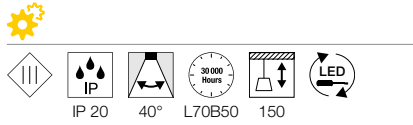
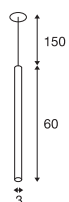
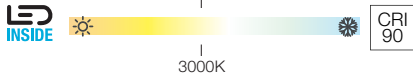
220-240V ~50/60Hz | 500mA
Total wattage: 9.2W
Material: aluminium

152360, 152361, 1002172	590lm 670lm 620lm 3000K	

HELIA 30 PD



500|550lm



500mA
Total wattage: 7.5W
Material: aluminium


- LED driver not included
- Material thickness of mounting surface: max. 12 mm

158400, 158401, 1002170	500lm 550lm 3000K	

LED Driver 500mA | 15W dimmable
Prod. no. 464144

Options	Prod. no.
590lm 3000K CRI90	
■ black	152360
670lm 3000K CRI90	
□ white	152361
620lm 3000K CRI90	
■ gold	1002172

Options	Prod. no.
500lm 3000K CRI90	
■ black	158400
550lm 3000K CRI90	
□ white	158401
550lm 3000K CRI90	
■ gold	1002170





152370 159

152360 158

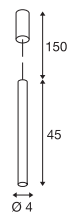


158410 159

HELIA 40
PD, PHASE



730|790|830lm



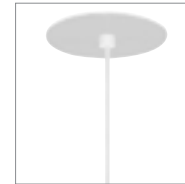
220-240V ~50/60Hz | 500mA
Total wattage: 10W
Material: aluminium



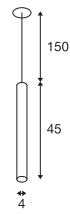
152370, 152371, 1002171	730lm 830lm 790lm 3000K	

Options	Prod. no.
730lm 3000K CRI90	
■ black	152370
830lm 3000K CRI90	
□ white	152371
790lm 3000K CRI90	
■ gold	1002171

HELIA 40
PD



700|720lm



3.0
cm



500mA
Total wattage: 9W
Material: aluminium

- LED driver not included
- Material thickness of mounting surface: max. 12 mm




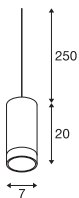
158410, 158411, 1002169	700lm 720lm 3000K	



LED Driver 500mA |
15W dimmable
Prod. no. 464144



Options	Prod. no.
700lm 3000K CRI90	
■ black	158410
720lm 3000K CRI90	
□ white	158411
720lm 3000K CRI90	
■ gold	1002169

ASTINA
PD, QPAR51

220-240V ~50/60Hz
Material: aluminium

- Open cable end
- Matching accessories can be found on page 151



GU10 <10W



LED GU10 51mm | 4W | 36°
2700K | 270lm | EEC=G
4kWh/1000h



Prod. no. 1004972

Options	Prod. no.
1xGU10	
■ black	1002939
1xGU10	
□ white	1002937
1xGU10	
■ grey	1002938

1002939 160



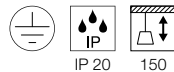
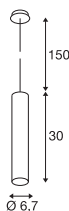


151853 161



149381 161

ENOLA B
PD, QPAR51



220-240V ~50/60Hz
Material: aluminium/steel



GU10 <50W

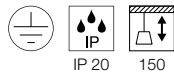
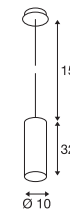


LED GU10 51mm | 4W | 36°
2700K | 270lm | EEK=G
4kWh/1000h

Prod. no. 1004972

Options	Prod. no.
1xGU10	
■ black	151850
1xGU10	
□ white	151851
1xGU10	
■ gold	151853

ENOLA
PD, E27



220-240V ~50/60Hz
Material: aluminium/steel



E27 <60W
Diameter: 9 cm L: 18 cm



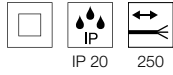
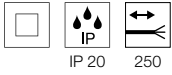
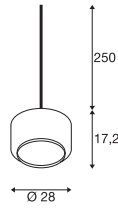
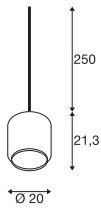

LED E27 | 13.2W | 220°
2700K | 1300lm | EEK=F
13kWh/1000h

Prod. no. 1005302

Options	Prod. no.
1xE27	
■ black	149388
1xE27	
□ white	149381
1xE27	
■ gold	149387

PANTILO 20
PD, E27

PANTILO 28
PD, E27



200-240V ~50/60Hz
Material: glass

200-240V ~50/60Hz
Material: glass

- Open cable end
- Matching accessories can be found on page 151

- Open cable end
- Matching accessories can be found on page 151



E27 <15W



E27 <15W



LED E27 | 7.5W | 320°
2700K | 800lm | EEK=F
8kWh/1000h



Prod. no. 1005303



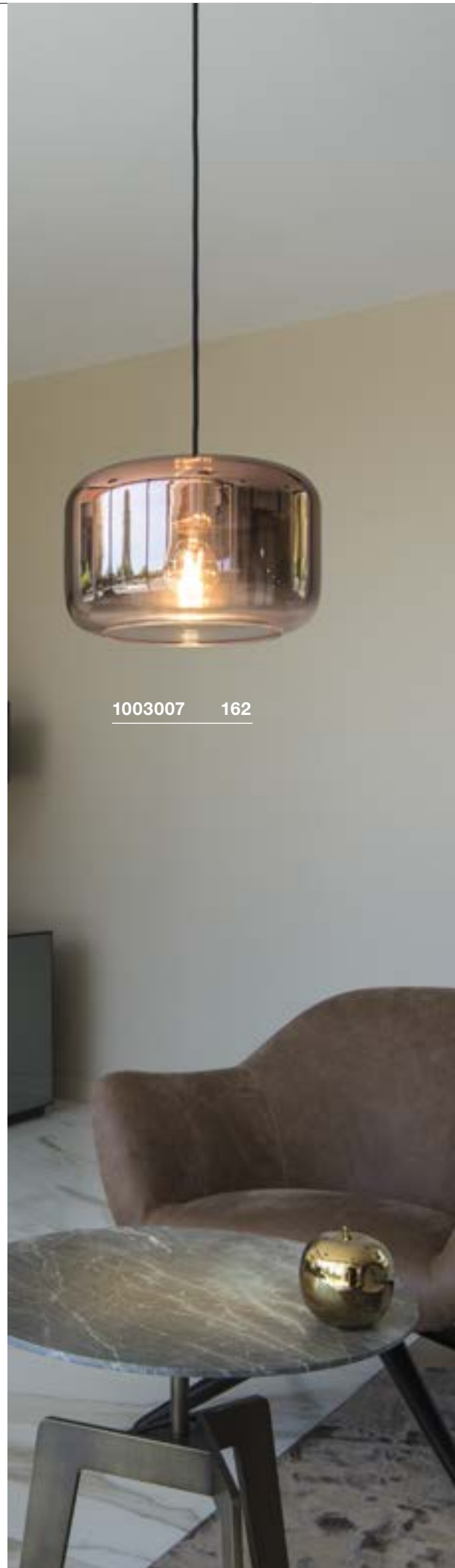
LED E27 | 7.5W | 320°
2500K | 700lm | EEK=F
8kWh/1000h



Prod. no. 1005265

Options	Prod. no.
1xE27	
chrome	1003004
1xE27	
copper	1003005

Options	Prod. no.
1xE27	
chrome	1003006
1xE27	
copper	1003007



1003007 162


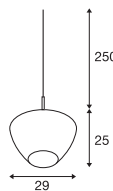



1003443 163



1003444 163

PANTILO CONVEX 29
PD, E27



200-240V ~50/60Hz
Material: glass

- Open cable end
- Matching accessories can be found on page 151



E27 <15W



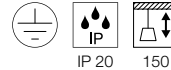
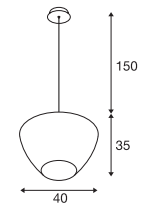
LED E27 | 7.5W | 320°
2500K | 700lm | EEK=F
8kWh/1000h

Prod. no. 1005265



Options	Prod. no.
E27	
chrome	1003443

PANTILO CONVEX 40
PD, E27



220-240V ~50/60Hz
Material: glass/steel



E27 <15W



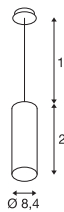
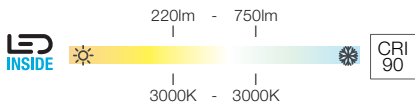
LED E27 | 7.5W | 320°
2500K | 700lm | EEK=F
8kWh/1000h

Prod. no. 1005265



Options	Prod. no.
E27	
chrome	1003444

ANELA
PD, PHASE



220-240V ~50/60Hz | 500mA
Total wattage: 10W
Material: aluminium

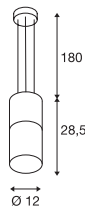
- Reflector not included
- Luminous flux with reflector 1000809 = 500lm
- Luminous flux with reflector 1000810 = 620lm
- Luminous flux with reflector 1000811 = 200lm
- Luminous flux with reflector 1000812 = 600lm

1000813	220-750lm 3000K	

- Reflector 28°
Prod. no. 1000809
- Reflector 28°
Prod. no. 1000810
- Reflector 28°
Prod. no. 1000811
- Reflector 28°
Prod. no. 1000812

Options	Prod. no.
220-750lm 3000K CRI90	
glossy black	1000813

LISENNE
PD, E27



220-240V ~50/60Hz
Material: basalt/glass

E27 <23W
Diameter: 5.9 cm L: 15 cm

LED E27 | 7.5W | 320°
2700K | 800lm | EEK=F
8kWh/1000h

Prod. no. 1005268

Options	Prod. no.
1xE27	
grey	155714





133444 165

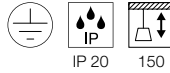
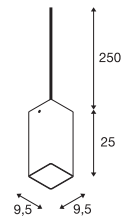
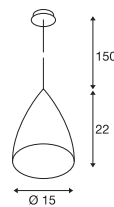


1003432 165

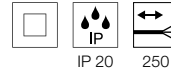
TONGA®
PD, E14



QUADRASS
PD, E27



220-240V ~50/60Hz
Material: aluminium/glass



220-240V ~50/60Hz
Material: steel/glass

- Open cable end
- Matching accessories can be found on page 151



E14 <60W
Diameter: 5 cm L: 13 cm



E27 <40W
Diameter: 6.5 cm L: 18 cm



LED E14 | 4.2W | 320°
2700K | 350lm | EEK=G
5kWh/1000h



Prod. no. 1005285



LED E27 | 9W | 220°
2700K | 800lm | EEK=F
9kWh/1000h



Prod. no. 1005301

Options	Prod. no.
1xE14	
grey	133444

Options	Prod. no.
1xE27	
chrome	1003432

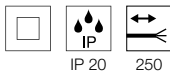
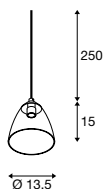
PARA CONE GL
PD, GU10



NEW



SOCKET INSIDE <25 W



220-240V ~50/60Hz
Material: aluminium/glass

• Matching accessories can be found on page 151



GU10 <25W



LED GU10 | 3,2W
2700K | 270lm | EEC=G
4kWh/1000h




Prod. no. 1003101

Options	Prod. no.
1xGU10	
■ black	1006159
1xGU10	
□ white	1006160



1006160 166



1006159 166

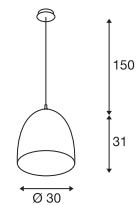


133019 167

PARA CONE 30 PD, E27



SOCKET INSIDE <60 W



IP 20 150

220-240V ~50/60Hz
Material: aluminium/steel

- Textile cable
- Black/gold version with golden reflector
- All other versions with white reflector



E27 <15W



LED E27 | 7.5W | 320°
2700K | 800lm | EEK=F
8kWh/1000h



Prod. no. 1005303

Options	Prod. no.
1xE27	
glossy black/gold	133060
1xE27	
copper	133019

1002949 169






133310 169

133320 169

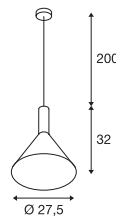





133310 169

PHELIA 25
PD, E27



SOCKET INSIDE  <23 W




  
IP 20 200



220-240V ~50/60Hz
Material: aluminium

- Textile cable


E27 <23W


LED E27 | 13.2W | 220°
2700K | 1300lm | EEK=F
13kWh/1000h

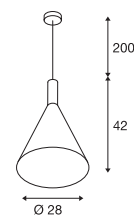
Prod. no. 1005302




Options	Prod. no.
1xE27	
 black/gold	1002949
1xE27	
 black/white	133310

PHELIA 30
PD, E27



SOCKET INSIDE  <23 W




  
IP 20 200



220-240V ~50/60Hz
Material: aluminium

- Textile cable


E27 <23W


LED E27 | 7.5W | 320°
2700K | 800lm | EEK=F
8kWh/1000h

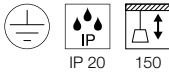
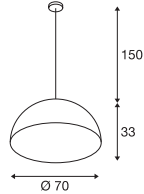
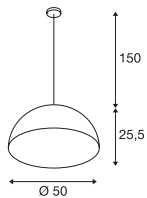

Prod. no. 1005268

Options	Prod. no.
1xE27	
 black/gold	1002950
1xE27	
 black/white	133320

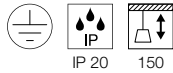
FORCHINI 50
PD, E27



FORCHINI 70
PD, E27



230V ~50Hz
Material: fiberglass



220-240V ~50/60Hz
Material: fiberglass



E27 <40W L: 20 cm



LED E27 | 9W | 220°
2700K | 800lm | EEK=F
9kWh/1000h



Prod. no. 1005301



E27 <40W L: 20 cm



G125 | 7.5W | 180°
2700K | 720lm | EEK=F
8kWh/1000h



Prod. no. 1005306

Options	Prod. no.
1xE27	
black/gold	155530

Options	Prod. no.
1xE27	
black/gold	1001701






1001701 170



FORCHINI M 40
PD, E27

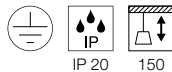
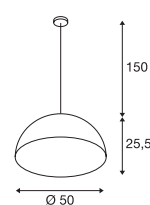
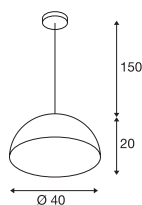


FORCHINI M 50
PD, E27



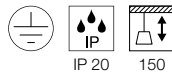
SOCKET INSIDE <40 W

SOCKET INSIDE <40 W



IP 20 150

230V ~50Hz
Material: aluminium/steel



IP 20 150

230V ~50Hz
Material: aluminium/steel



E27 <40W L: 15.2 cm



E27 <40W L: 18 cm



A60 | 7.5W | 180°
2700K | 720lm | EEK=F
8kWh/1000h



Prod. no. 1005305



G125 | 7.5W | 180°
2700K | 720lm | EEK=F
8kWh/1000h



Prod. no. 1005306

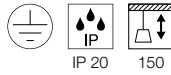
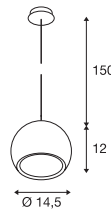
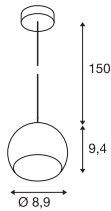
Options	Prod. no.
1xE27	
black/gold	155910

Options	Prod. no.
1xE27	
black/gold	155930

LIGHT EYE® 90
PD, GU10

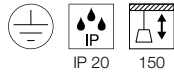


LIGHT EYE® 150
PD, QPAR111



220-240V ~50/60Hz
Material: steel

- Textile cable



220-240V ~50/60Hz
Material: steel

- Textile cable



GU10 <6W



LED GU10 51mm | 4W | 36°
2700K | 270lm | EEK=G
4kWh/1000h

Prod. no. 1004972



GU10 <75W



LED GU10 | 12.5W | 60°
2700K | 1000lm | EEK=F
13kWh/1000h

Prod. no. 1005277



Decorative lamp ring, diameter 5.7 cm

Prod. no. 151040



Decorative lamp ring, diameter 5.7 cm

Prod. no. 151041



Decorative lamp ring, diameter 5.7 cm

Prod. no. 151049



Options	Prod. no.
1xGU10	
■ black	133490
1xGU10	
□ white	133491

Options	Prod. no.
1xGU10	
■ white/chrome	133481
1xGU10	
■ chrome	133482
1xGU10	
■ copper	133489



133481 172



133482 172


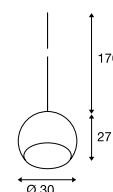
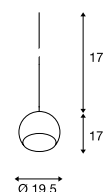


1002045 173

SUN / BIG SUN
PD, E27



SOCKET INSIDE **<60 W**



IP 20 170

230V ~50Hz
Material: steel/glass

- Open cable end
- Matching accessories can be found on page 151



E27 <60W
Diameter: 7 cm L: 12 cm



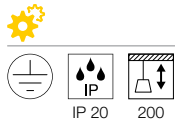
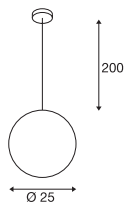

LED E27 | 13.2W | 220°
2700K | 1300lm | EEK=F
13kWh/1000h



Prod. no. 1005302

Options	Prod. no.
1xE27 Diameter: 19.5 cm	
white/chrome	1002045
1xE27 Diameter: 30 cm	
white/chrome	1002046

ROTOBALL 25
PD, E27



230V ~50Hz
Material: steel/polyethylene (PE)

E27 <24W
Diameter: 7 cm

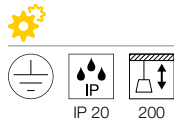
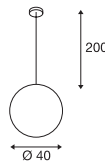

LED E27 | 7.5W | 320°
2700K | 700lm | EEK=F
8kWh/1000h



Prod. no. 1005304

Options	Prod. no.
1xE27 white/silver grey	165390

ROTOBALL 40
PD, E27



230V ~50Hz
Material: steel/polyethylene (PE)

E27 <24W
Diameter: 9.5 cm

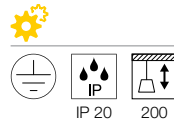
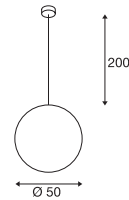
LED E27 | 9W | 220°
2700K | 800lm | EEK=F
9kWh/1000h



Prod. no. 1005301

Options	Prod. no.
1xE27 white/silver grey	165410

ROTOBALL 50
PD, E27



230V ~50Hz
Material: steel/polyethylene (PE)

E27 <24W
Diameter: 9.5 cm

LED E27 | 13.2W | 220°
2700K | 1300lm | EEK=F
13kWh/1000h



Prod. no. 1005302

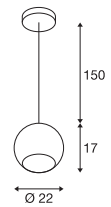
Options	Prod. no.
1xE27 white/silver grey	165400



PLASTRA 25
PD, round, TCR-TSE



SOCKET INSIDE <11 W



IP 20 150

230V ~50Hz
Material: plaster/steel



GX53 <11W



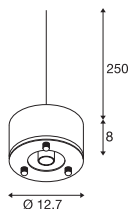
LED GX53 | 6.1W | 120°
4000K | 520lm | EEK=F
6kWh/1000h



Prod. no. 1005269

Options	Prod. no.
1xGX53	
<input type="checkbox"/> white	1002047

PARA DOME
PD, E27



220-240V ~50/60Hz
Material: aluminium



E27 <150W
Diameter: 7 cm



LED E27 | 9W | 220°
2700K | 800lm | EEK=F
9kWh/1000h



Prod. no. 1005301

Options	Prod. no.
1xE27	
■ black	1005214
1xE27	
■ grey	1005215

PARA DOME
Shade



H: 20.6 cm
Diameter: 30.8 cm
Material: aluminium

Options	Prod. no.
■ black	1005216
■ grey	1005217

PARA DOME
Shade



H: 20 cm
Diameter: 31.5 cm
Material: polycarbonate (PC)

Options	Prod. no.
■ transparent	1005218





1005214

176

1005218

176



165359 179



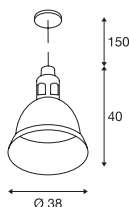
1000827 + 1000918 179



PARA 380
PD, E27



SOCKET INSIDE <20 W



IP 20 150

220-240V ~50/60Hz
Material: aluminium

E27 <20W

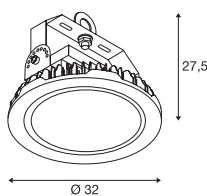
LED E27 | 13.2W | 220°
2700K | 1300lm | EEK=F
13kWh/1000h
Prod. no. 1005302

Options	Prod. no.
1xE27	
■ black	165359
1xE27	
■ aluminium	165358

PARA FLAC
PD/CL, DALI



LED INSIDE 12800lm | 4000K | CRI 80



Dali IP 65 90° UGR 28 L70B50 50000 Hours 150°

25

220-240V ~50/60Hz | 1600mA
Total wattage: 104W
Material: aluminium/polycarbonate (PC)

- This product is supplied without a chain and can be hung with standard chains
- Open cable end

Prod. no.	12800lm 4000K	A → G
1003107		A ↑ G ↓ E

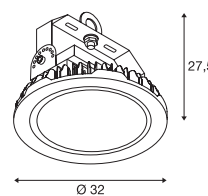
- Connection box IP68, 3-pole
Prod. no. 228730
- Reflector
Prod. no. 1000918
- Reflector
Prod. no. 1001691
- Reflector cover
Prod. no. 1001692

Options	Prod. no.
12800lm 4000K CRI80	
■ black	1003107

PARA FLAC
PD/CL



LED INSIDE 12800lm | 4000K | CRI 80



IP 65 90° UGR 28 L70B50 50000 Hours 150° 25

220-240V ~50/60Hz | 1600mA
Total wattage: 100W
Material: aluminium/polycarbonate (PC)

- This product is supplied without a chain and can be hung with standard chains
- Open cable end

Prod. no.	12800lm 4000K	A → G
1000827		A ↑ G ↓ E

- Connection box IP68, 3-pole
Prod. no. 228730
- Reflector
Prod. no. 1000918
- Reflector
Prod. no. 1001691
- Reflector cover
Prod. no. 1001692

Options	Prod. no.
12800lm 4000K CRI80	
■ black	1000827

SURPRISINGLY VERSATILE.

WALL LIGHTS ADD INDIVIDUAL LIGHT SPOTS.

An eye-catching wall feature and a genuine highlight for the room: wall lights are an ideal, space-saving way to create spots of light. And there is something to suit every taste in the large range of designs and colours available.





1004729 233

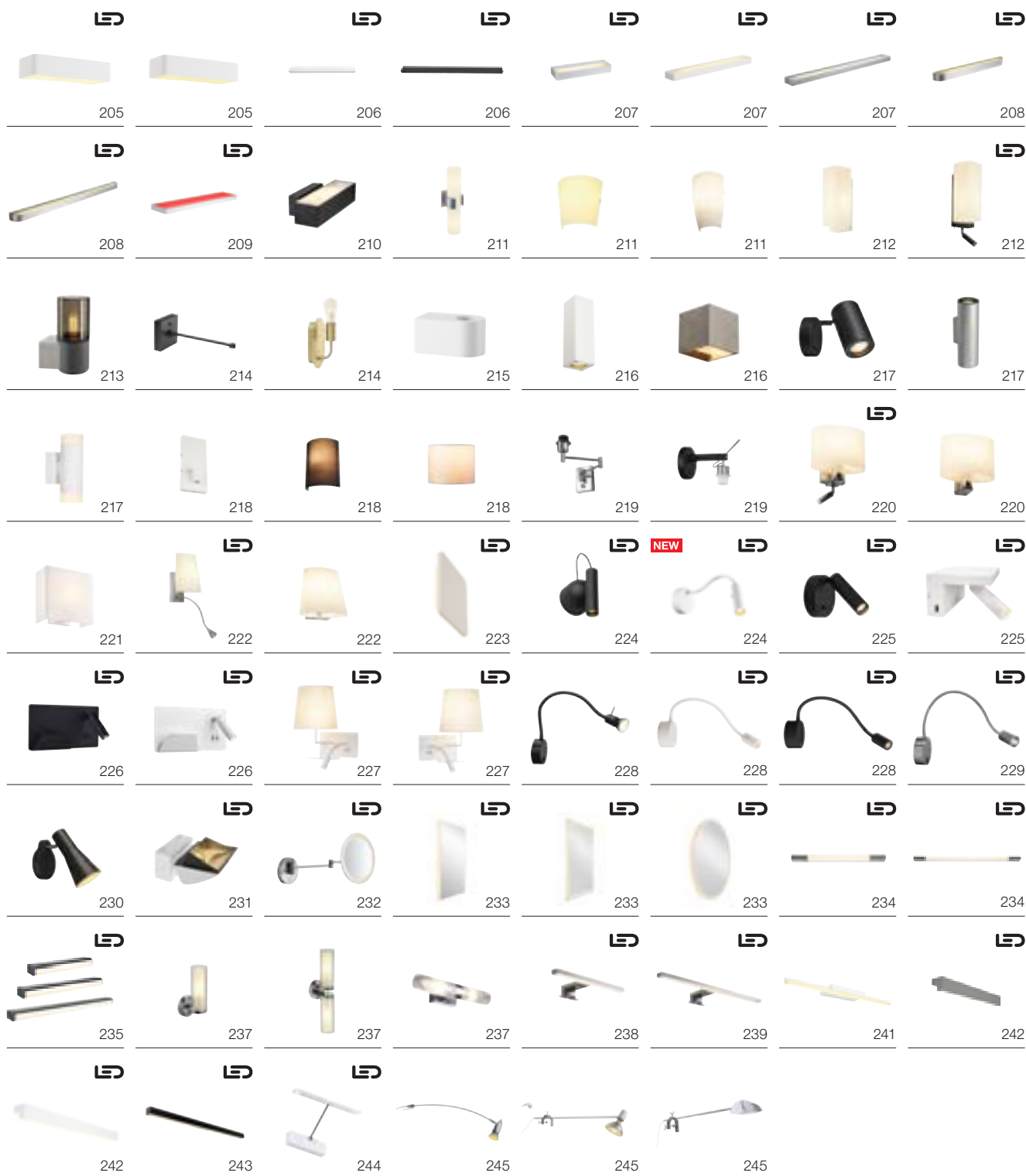




1004682 214

WALL LIGHTS

							
185	185	185	185	186	186	186	187
							
187	187	187	188	189	190	190	190
							
191	193	193	193	194	194	194	196
							
196	197	197	198	198	199	199	200
							
201	201	201	202	202	203	203	204



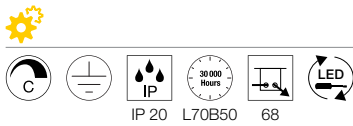
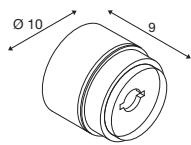
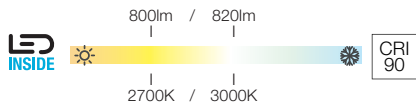
 You can find more lights and variants at www.slv.com
 Manufacturer's details for our recommended lamps can be found in the chapter 'Lamps', from page 808

1004969 + 1004660 185

1004657 + 1004663 185



MANA BASE
WL, round, PHASE



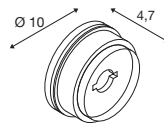

220-240V ~50/60Hz | 350mA
Total wattage: 15W
Material: aluminium/polycarbonate (PC)



		A → G
1004657	800/820lm 2700/3000K	A G F

Options	Prod. no.
800/820lm 2700/3000K CRI90	
■ anthracite	1004657

MANA BASE
round



Material: aluminium/polycarbonate (PC)
• Non-illuminated base for round MANA shades

Options	Prod. no.
■ anthracite	1004969

MANA 40
Shade, round



H: 6 cm
Diameter: 40 cm
Material: felt/aluminium

Options	Prod. no.
■ beige	1004660
■ grey	1004661

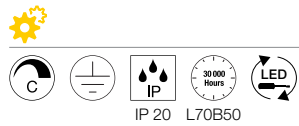
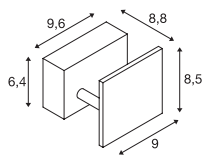
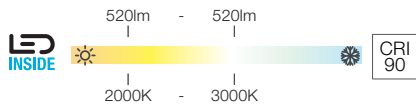
MANA 60
Shade, round



H: 6 cm
Diameter: 60 cm
Material: felt/aluminium

Options	Prod. no.
■ beige	1004662
■ grey	1004663

MANA
WL, base, PHASE



220-240V ~50/60Hz | 350mA
Total wattage: 8.3W
Material: aluminium/steel



1000613	520lm 2000-3000K	

Options	Prod. no.
520lm 2000-3000K CRI90	
<input type="checkbox"/> white	1000613

MANA
Shade



IP 20

L: 12 cm H: 10 cm T: 9.0 cm
Material: wood/aluminium

- Suitable only with 1000613

Options	Prod. no.
<input checked="" type="checkbox"/> wood grey/brown	1000616
<input type="checkbox"/> aluminium white	1000618
<input type="checkbox"/> aluminium aluminium	1000619

MANA
Shade




IP 20


W: 13.6 cm H: 10 cm D: 9.5 cm
Material: plaster/steel

- Suitable only with 1000613

Options	Prod. no.
<input type="checkbox"/> white	1000824

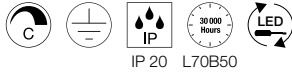
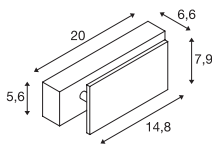
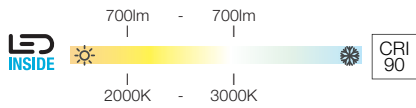


1000613 + 1000824 186



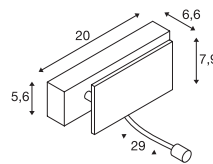
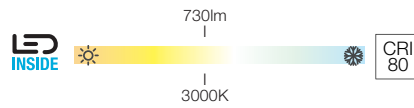
1000615 + 1000624 187

MANA
WL, base, PHASE



220-240V ~50/60Hz | 350mA
Total wattage: 15W
Material: aluminium/steel

MANA
WL, base



220-240V ~50/60Hz | 350/500mA
Total wattage: 11W
Material: aluminium/steel

- Spot can be switched separately

MANA
Shade



L: 29 cm H: 9.5 cm D: 7.0 cm
Material: wood / aluminium

- Suitable only with 1000614/1000615

Options	Prod. no.
wood grey/brown	1000621
aluminium white	1000623
aluminium aluminium	1000624

MANA
Shade



W: 30.9 cm H: 9.5 cm D: 7.4 cm
Material: plaster/steel

- Suitable only with 1000614/1000615



1000614	700lm 2000-3000K	

Options	Prod. no.
700lm 2000-3000K CRI90	
white	1000614

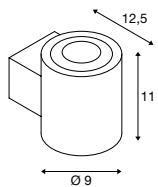
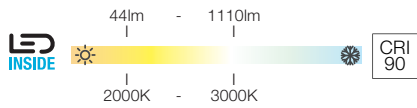


Indirect	650lm 3000K	
Spot	80lm 3000K	

Options	Prod. no.
Indirect: 650lm 3000K CRI80	
Spot: 80lm 3000K CRI80	
white/chrome	1000615

Options	Prod. no.
white	1000825

OCULUS UP/DOWN
WL, PHASE



220-240V ~50/60Hz | 700mA
Total wattage: 15W
Material: aluminium/glass

- Additional frosted lens included



Up/Down	22-555lm 2000-3000K	

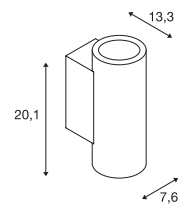

Options	Prod. no.
Up: 22-555lm 2000-3000K CRI90 Down: 22-555lm 2000-3000K CRI90	
■ black	1004670
Up: 22-555lm 2000-3000K CRI90 Down: 22-555lm 2000-3000K CRI90	
□ white	1004671





116340 189

SUPROS 78 UP/DOWN
WL, PHASE



220-240V ~50/60Hz | 500mA
 Total wattage: 20W
 Material: aluminium

Up/Down	700lm 3000K	

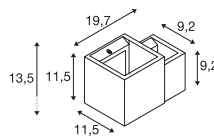
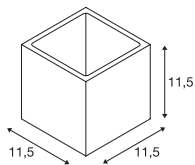

- Lens 20°
Prod. no. 116302
- Lens 40°
Prod. no. 116304

Options	Prod. no.
Up: 700lm 3000K CRI80 Down: 700lm 3000K CRI80	
■ black	116340
Up: 700lm 3000K CRI80 Down: 700lm 3000K CRI80	
□ white	116341

PLASTRA
WL, cube, QT14



PLASTRA
WL, cubes



220-240V ~50/60Hz
Material: plaster/steel

220-240V ~50/60Hz
Material: plaster/steel



G9 <42W



G9 15W
Diameter: 7 cm L: 4 cm



LED G9 | 3.6W | 300°
3000K | 400lm | EEK=E
4kWh/1000h



Prod. no. 1005286



LED G9 | 3.6W | 300°
3000K | 400lm | EEK=E
4kWh/1000h



Prod. no. 1005286

Options	Prod. no.
1xG9 □ white	148018

Options	Prod. no.
2xG9 □ white	1004733



148018 190





1002238 191

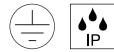
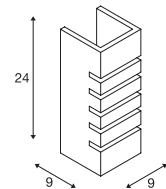
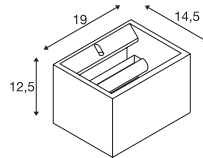



148010 191

PLASTRA
WL, rectangular, QT-DE12



PLASTRA
WL, E14



IP 20



IP 20

220-240V ~50/60Hz
Material: plaster/steel

220-240V ~50/60Hz
Material: plaster/steel



R7s 118mm <20W



E14 <40W



LED R7s | 15W | 330°
3000K | 2000lm | EEK=E
15kWh/1000h



Prod. no. 1005288



C35 | 4.2W | 320°
2700K | 350lm | EEK=G
5kWh/1000h



Prod. no. 1005285

Options	Prod. no.
1xR7s 118mm	
<input type="checkbox"/> white	1002238

Options	Prod. no.
1xE14	
<input type="checkbox"/> white	148010

148060 193



148091 193



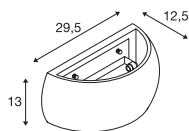
1004732 193



PLASTRA
WL, semicircular



20 W



IP 20

220-240V ~50/60Hz
Material: plaster/steel



R7s 118mm 20W
Diameter: 2 cm L: 11.8 cm



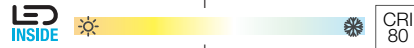
LED R7s | 15W | 330°
3000K | 2000lm | EEK=E
15kWh/1000h



Prod. no. 1005288

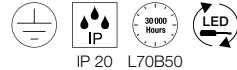
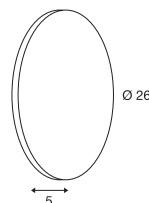
Options	Prod. no.
1xR7s 118mm □ white	1004732

PLASTRA
CW, round



CRI 80

375lm
|
3000K



IP 20 L70B50


100-240V ~50/60Hz | 12V
Total wattage: 6.5W
Material: plaster/steel



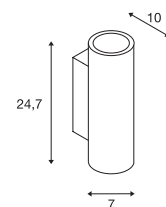
		A → G
148091	375lm 3000K	A → F

Options	Prod. no.
375lm 3000K CRI80 □ white	148091

PLASTRA
WL, QPAR51



<35 W



IP 20

220-240V ~50/60Hz
Material: plaster/steel



GU10 <35W



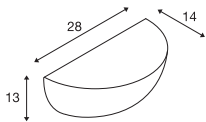
LED GU10 51mm | 4W | 36°
2700K | 270lm | EEK=G
4kWh/1000h



Prod. no. 1004972

Options	Prod. no.
2xGU10 □ white	148060

PLASTRA 101
WL, E14



230V ~50Hz
Material: plaster/steel



E14 <40W
Diameter: 4.5 cm L: 11 cm



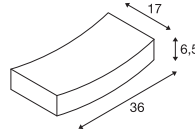
LED E14 | 4.2W | 320°
2700K | 370lm | EEK=F
4kWh/1000h



Prod. no. 1005284

Options	Prod. no.
1xE14 <input type="checkbox"/> white	148013

PLASTRA
WL, curve, QT-DE12



230V ~50Hz
Material: plaster/steel



R7s 78mm <100W



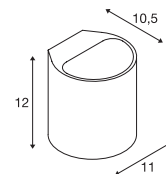
LED R7s | 9W | 330°
3000K | 1050lm | EEK=E
9kWh/1000h



Prod. no. 1005287

Options	Prod. no.
1xR7s 78mm <input type="checkbox"/> white	148012

PLASTRA 104
WL, QT14



220-240V ~50/60Hz
Material: plaster/steel



G9 <42W


Options	Prod. no.
1xG9 <input type="checkbox"/> white	148016



148012 194



148013 194

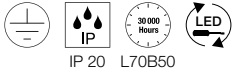
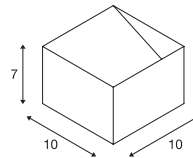
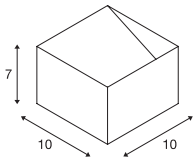

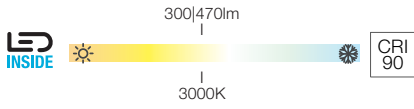


148016 194

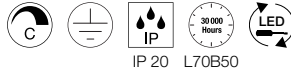
LOGS IN WL



LOGS IN WL, PHASE



100-240V ~50/60Hz | 500mA
Total wattage: 6W
Material: aluminium



220-240V ~50/60Hz | 250mA
Total wattage: 11W
Material: aluminium




151320, 151321, 151325	300lm 470lm 3000K	



1000638, 1000639, 1000640	430lm 690lm 2000-3000K	

Options	Prod. no.
300lm 3000K CRI90	
black/gold	151320
470lm 3000K CRI90	
white	151321
470lm 3000K CRI90	
aluminium/white	151325

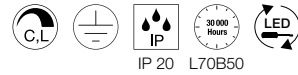
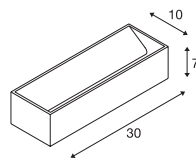
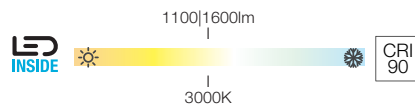
Options	Prod. no.
430lm 2000-3000K CRI90	
black/gold	1000638
690lm 2000-3000K CRI90	
white	1000639
690lm 2000-3000K CRI90	
aluminium/white	1000640





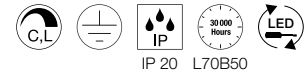
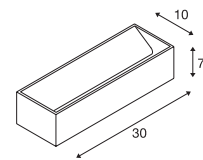
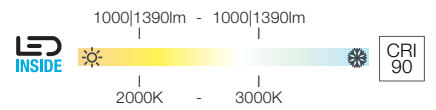

1002928 197

LOGS IN L
WL, PHASE



220-240V ~50/60Hz | 500mA
Total wattage: 18W
Material: aluminium

LOGS IN L
WL, PHASE



220-240V ~50/60Hz | 500mA
Total wattage: 21W
Material: aluminium



1002842, 1002843, 1002844	1100lm 1600lm 3000K	


Options	Prod. no.
1100lm 3000K CRI90	
black/gold	1002842
1600lm 3000K CRI90	
white	1002844
1600lm 3000K CRI90	
aluminium/white	1002843



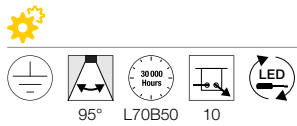
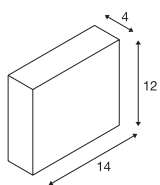
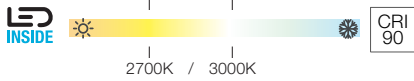
1002928, 1002929, 1002930	1000lm 1390lm 2000-3000K	

Options	Prod. no.
1000lm 2000-3000K CRI90	
black/gold	1002928
1390lm 2000-3000K CRI90	
white	1002929
1390lm 2000-3000K CRI90	
aluminium/white	1002930

QUAD FRAME 14
WL



130lm / 165lm

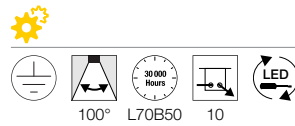
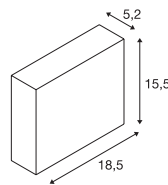
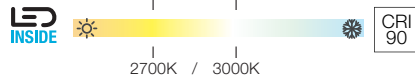


100-277V ~50/60Hz | 350mA
Total wattage: 4W
Material: aluminium

QUAD FRAME 19
WL



540lm / 640lm



100-240V ~50/60Hz | 500mA
Total wattage: 11W
Material: aluminium



1000422 199

1003467	130/165lm 2700/3000K	

Options	Prod. no.
130/165lm 2700/3000K CRI90 □ white	1003467

1003468	540/640lm 2700/3000K	

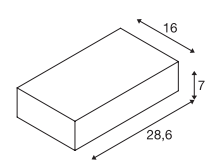
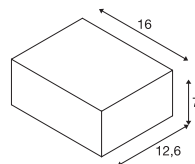
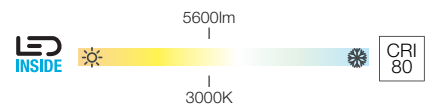
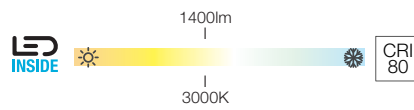
Options	Prod. no.
540/640lm 2700/3000K CRI90 □ white	1003468



1003467 198

SHELL 15
WL, PHASE

SHELL 30
WL, PHASE



220-240V ~50/60Hz | 350mA
Total wattage: 15W
Material: aluminium/acrylic



220-240V ~50/60Hz | 700mA
Total wattage: 54W
Material: aluminium/acrylic



1000423 199



1000422	1400lm 3000K	A → G D
---------	-----------------	------------

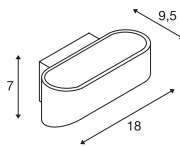
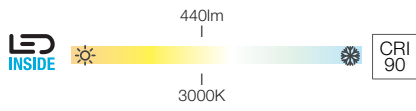
Options Prod. no.
1400lm | 3000K | CRI80
□ white **1000422**



1000423	5600lm 3000K	A → G D
---------	-----------------	------------

Options Prod. no.
5600lm | 3000K | CRI80
□ white **1000423**

ASSO 70
WL



IP 20 L70B50

100-240V ~50/60Hz | 500mA
Total wattage: 6W
Material: aluminium/steel

151311, 151315	440lm 3000K	A → G A ↑ G ↓ E
-------------------	----------------	--------------------------

Options	Prod. no.
440lm 3000K CRI90	
white	151311
440lm 3000K CRI90	
aluminium/white	151315

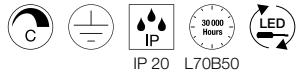
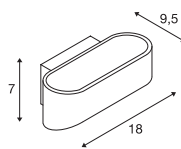
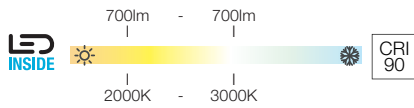
1000636 201



1000635 201

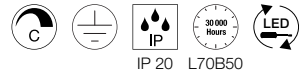
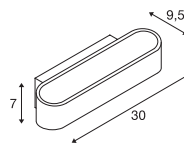
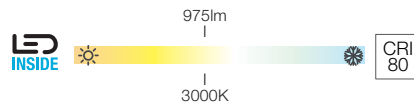



ASSO
WL, PHASE



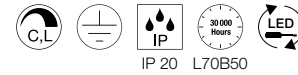
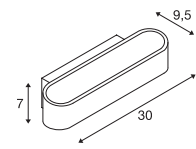
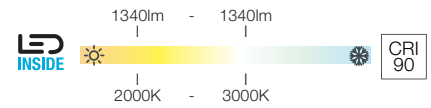
220-240V ~50/60Hz | 250mA
Total wattage: 11W
Material: aluminium/steel

ASSO 300
WL, PHASE



220-240V ~50/60Hz | 500mA
Total wattage: 12W
Material: aluminium/steel

ASSO 300
WL, PHASE



220-240V ~50/60Hz | 500mA
Total wattage: 21W
Material: aluminium/steel



1000636, 1000637	700lm 2000-3000K	

Options	Prod. no.
700lm 2000-3000K CRI90	
white	1000636
700lm 2000-3000K CRI90	
aluminium/white	1000637



151271, 151275	975lm 3000K	

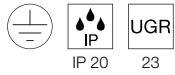
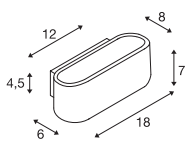

Options	Prod. no.
975lm 3000K CRI80	
white	151271
975lm 3000K CRI80	
aluminium/white	151275



1000634, 1000635	1340lm 2000-3000K	

Options	Prod. no.
1340lm 2000-3000K CRI90	
white	1000634
1340lm 2000-3000K CRI90	
aluminium/white	1000635

OSSA 180
WL, QT-DE12



230V ~50Hz
Material: aluminium/steel



R7s 78mm <100W



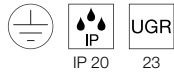
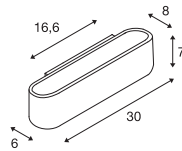
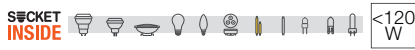
LED R7s | 9W | 330°
3000K | 1050lm | EEK=E
9kWh/1000h



Prod. no. 1005287

Options	Prod. no.
1xR7s 78mm	
■ black	151450
□ white	151451
■ aluminium	151456

OSSA 300
WL, QT-DE12



230V ~50Hz
Material: aluminium/steel



R7s 118mm <120W



LED R7s | 15W | 330°
3000K | 1960lm | EEK=E
15kWh/1000h



Prod. no. 1005288

Options	Prod. no.
1xR7s 118mm	
■ black	151410
□ white	151411
■ aluminium	151416



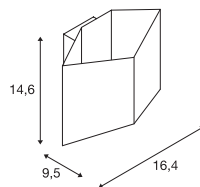
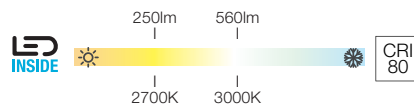




151710 203



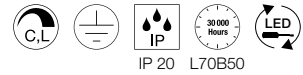
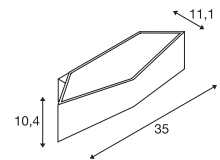
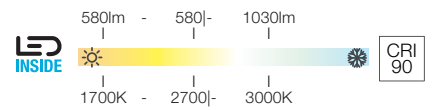



151740 203

CARISO
WL, PHASE



220-240V ~50/60Hz | 500mA
Total wattage: 9.2W
Material: aluminium/steel

CARISO
WL, PHASE



220-240V ~50/60Hz | 500mA
Total wattage: 21W
Material: aluminium/steel



151710, 151711	250lm 560lm 2700 3000K	

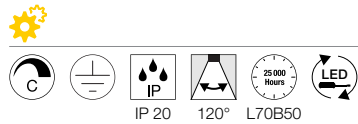
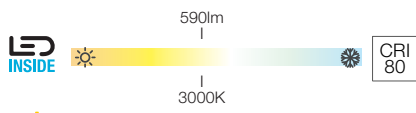
Options	Prod. no.
250lm 2700K CRI80 ■ black/gold	151710
560lm 3000K CRI80 □ white	151711



151740, 151741	580lm 1030lm 1700-2700 2000-3000K	

Options	Prod. no.
580lm 1700-2700K CRI90 ■ black/gold	151740
1030lm 2000-3000K CRI90 □ white	151741

CHROMBO
WL, PHASE



220-240V ~50/60Hz | 350mA
Total wattage: 11W
Material: steel/glass



1003317 218

1003316, 1003317	590lm 3000K	

Options	Prod. no.
590lm 3000K CRI80 □ glossy white	1003316
590lm 3000K CRI80 ■ brushed grey	1003317

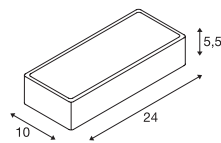


149511 205

WL 149
WL, PHASE



LED INSIDE CRI 80

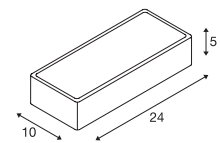


220-240V ~50/60Hz | 350mA
Total wattage: 14W
Material: steel/glass

WL 149
WL, QT-DE12



SOCKET INSIDE <60 W



220-240V ~50/60Hz
Material: steel/glass



149511 205

		A → G
149511	1050lm 3000K	A → D

Options	Prod. no.
1050lm 3000K CRI80	
<input type="checkbox"/> white	149511

R7s 78mm <60W

LED R7s | 9W | 330°
3000K | 1050lm | EEK=E
9kWh/1000h

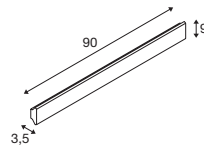
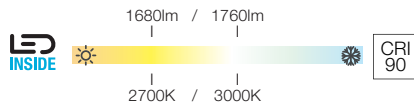

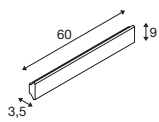
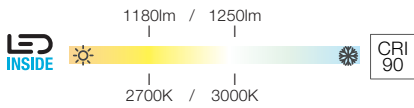

Prod. no. 1005287

Options	Prod. no.
R7s 78mm	
<input type="checkbox"/> white	149471

DIRETO 60
WL, PHASE



DIRETO 90
WL, PHASE



220-240V ~50/60Hz | 500mA
Total wattage: 14W
Material: aluminium

220-240V ~50/60Hz | 500mA
Total wattage: 20W
Material: aluminium

Up/Down	590/625lm 2700/3000K	


Options	Prod. no.
Up: 590/625lm 2700/3000K CRI90 Down: 590/625lm 2700/3000K CRI90	
■ black	1004740
Up: 590/625lm 2700/3000K CRI90 Down: 590/625lm 2700/3000K CRI90	
□ white	1004741

Up/Down	840/880lm 2700/3000K	

Options	Prod. no.
Up: 840/880lm 2700/3000K CRI90 Down: 840/880lm 2700/3000K CRI90	
■ black	1004742
Up: 840/880lm 2700/3000K CRI90 Down: 840/880lm 2700/3000K CRI90	
□ white	1004743

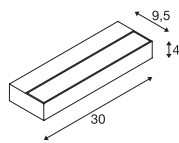
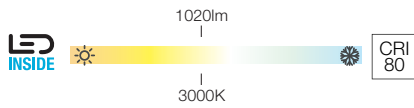



1004743 206



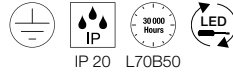
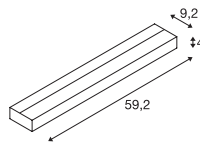

1002964 207

SEDO 7
WL



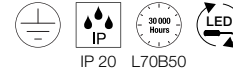
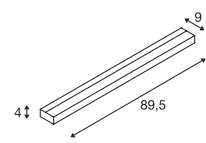
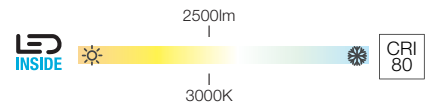

220-240V ~50/60Hz | 350mA
Total wattage: 11.5W
Material: aluminium/glass

SEDO 14
WL



220-240V ~50/60Hz | 500mA
Total wattage: 16W
Material: aluminium/glass

SEDO 21
WL



220-240V ~50/60Hz | 700mA
Total wattage: 30W
Material: aluminium/glass



1002962, 1002964	1020lm 3000K	

Options	Prod. no.
1020lm 3000K CRI80	
<input type="checkbox"/> white	1002962
1020lm 3000K CRI80	
<input type="checkbox"/> aluminium	1002964



151781, 151786	1300lm 3000K	


Options	Prod. no.
1300lm 3000K CRI80	
<input type="checkbox"/> white	151781
1300lm 3000K CRI80	
<input type="checkbox"/> aluminium	151786



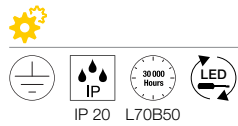
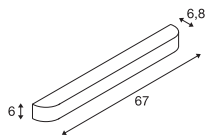
151791, 151796	2500lm 3000K	

Options	Prod. no.
2500lm 3000K CRI80	
<input type="checkbox"/> white	151791
2500lm 3000K CRI80	
<input type="checkbox"/> aluminium	151796

ARLINA 60
WL




1550lm
3000K

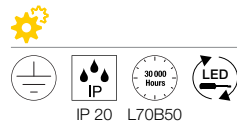
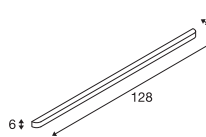


220-240V ~50/60Hz | 500mA
Total wattage: 23W
Material: aluminium/glass

ARLINA 130
WL



2400lm
3000K



220-240V ~50/60Hz | 700mA
Total wattage: 28W
Material: aluminium/glass

1002239 208



1002239	1550lm 3000K	

Options	Prod. no.
1550lm 3000K CRI80 <input type="checkbox"/> aluminium	1002239

1002240	2400lm 3000K	

Options	Prod. no.
2400lm 3000K CRI90 <input type="checkbox"/> aluminium	1002240

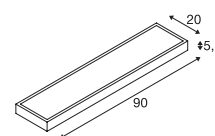
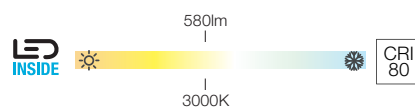


1002240 208



1003023 209

NEW FLAT
WL, RGB-W



IP 20 110° 110° L70B50

220-240V ~50/60Hz | 24V
Total wattage: 11.3W
Material: aluminium/acrylic

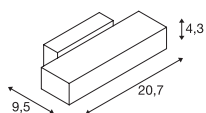
- Can be controlled with Gateway prod. no. 1002411 or remote control prod. no. 1002994.



Up	300lm 3000K	
Down	280lm 3000K	

Options	Prod. no.
Up: RGB-W (300lm 3000K CRI>80) Down: RGB-W (280lm 3000K CRI>80)	
<input type="checkbox"/> white	1003022
Up: RGB-W (300lm 3000K CRI>80) Down: RGB-W (280lm 3000K CRI>80)	
<input type="checkbox"/> aluminium	1003023

ANDREAS
WL, QT-DE12



220-240V ~50/60Hz
Material: aluminium/steel



R7s 118mm <80W



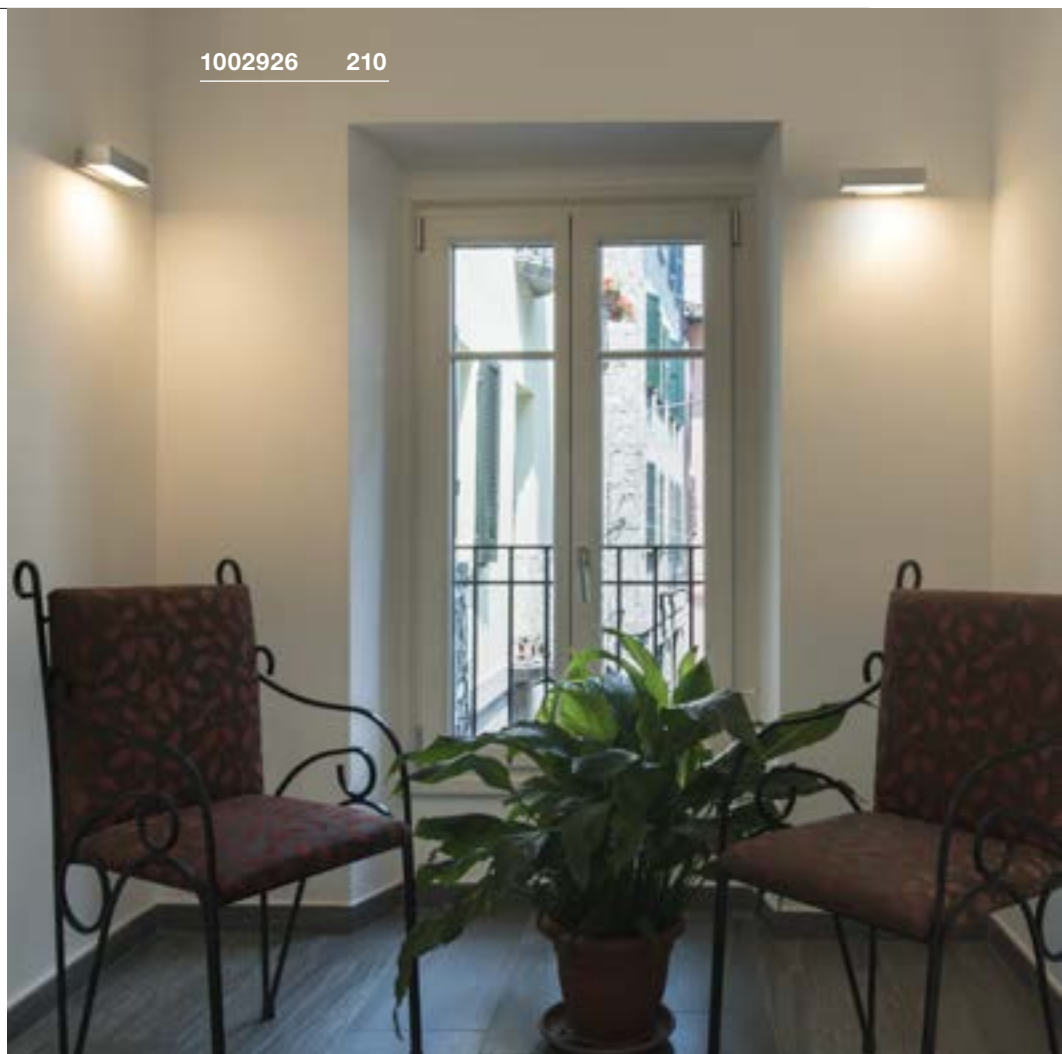
LED R7s | 15W | 330°
3000K | 2000lm | EEK=E
15kWh/1000h



Prod. no. 1005288

Options	Prod. no.
1xR7s 118mm	
■ black	1002927
1xR7s 118mm	
□ white	1002925
1xR7s 118mm	
■ grey	1002926

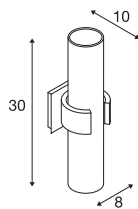

1002926 210



151591 211



DENA 30
WL, E14



220-240V ~50/60Hz
Material: aluminium/glass



E14 <40W
Diameter: 5 cm L: 9.6 cm



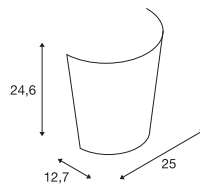

LED E14 | 4.2W | 320°
2700K | 370lm | EEK=F
4kWh/1000h



Prod. no. 1005284

Options	Prod. no.
2xE14 white/aluminium	147529

BASKET
WL, E27



230V ~50Hz
Material: aluminium/glass



E27 <60W
Diameter: 5.2 cm L: 15.2 cm



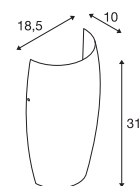
LED E27 | 8W | 240°
4000K | 880lm | EEK=E
8kWh/1000h



Prod. no. 1005290

Options	Prod. no.
1xE27 white	151591

PURISA
WL, E27



220-240V ~50/60Hz
Material: steel/glass



E27 <40W
Diameter: 8 cm L: 15 cm



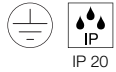
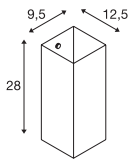
LED E27 | 9W | 220°
2700K | 800lm | EEK=F
9kWh/1000h



Prod. no. 1005301

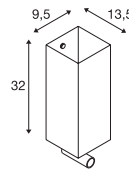
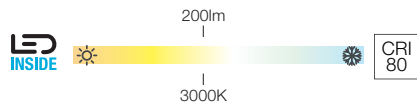
Options	Prod. no.
1xE27 white	1002993

QUADRASS
WL, E27



220-240V ~50/60Hz
Material: steel/glass

QUADRASS SPOT
WL, E27



100-240V ~50/60Hz | 700mA
Total wattage: 2W
Material: steel/glass



		A → G
Spot	200lm 3000K	A G F



E27 <40W
Diameter: 6.5 cm L: 18 cm



E27 <40W
Diameter: 6.5 cm L: 18 cm



LED E27 | 9W | 220°
2700K | 800lm | EEK=F
9kWh/1000h



Prod. no. 1005301




LED E27 | 8W | 240°
3000K | 880lm | EEK=E
8kWh/1000h



Prod. no. 1005289

Options	Prod. no.
1xE27	
■ black	1003430
1xE27	
□ white	1003431

Options	Prod. no.
1xE27	
200lm 3000K CRI80	
■ black/milky	1003428
1xE27	
200lm 3000K CRI80	
□ white/milky	1003429



1003430 212



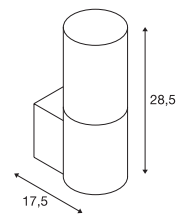


155752 213

LISENNE
WL, E27



SOCKET INSIDE <23 W



220-240V ~50/60Hz
Material: basalt/glass



1003428 212



E27 <23W
Diameter: 5.9 cm L: 15 cm



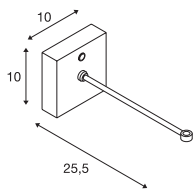

LED E27 | 7.5W | 320°
2700K | 800lm | EEK=F
8kWh/1000h



Prod. no. 1005268

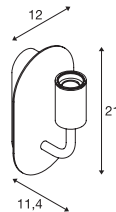
Options	Prod. no.
1xE27	
■ grey/brown	155752

FITU
Wall bracket



Material: steel

FITU
WL, E27



Material: aluminium/steel



E27 <24W




LED E27 | 7.5W | 320°
2500K | 700lm | EEK=F
8kWh/1000h

Prod. no. 1005265




Options	Prod. no.
■ black	1004682
□ white	1004683

Options	Prod. no.
1xE27	
■ black	1002148
□ white	1002147
1xE27	
■ gold	1002149



1004682 214



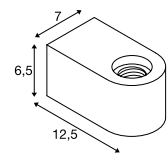
1002149 214



1004738 215

FITU CUBE
WL, E27

SOCKET INSIDE **<20 W**



IP 20

220-240V ~50/60Hz
Material: steel



E27 <20W
Diameter: 12.5 cm



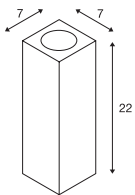
LED E27 | 7.5W | 320°
2700K | 800lm | EEK=E
8kWh/1000h



Prod. no. 1005309

Options	Prod. no.
1xE27	
■ black	1004738
1xE27	
□ white	1004739

THEO UP/DOWN
WL, QPAR51



230V ~50Hz
Material: aluminium



GU10 <50W



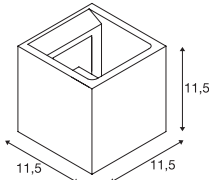
LED GU10 51mm | 4W | 36°
3000K | 280lm | EEK=F
4kWh/1000h



Prod. no. 1004973

Options	Prod. no.
2xGU10	
■ anthracite	1000330
2xGU10	
□ white	1000327
2xGU10	
■ aluminium	1000329

SOLID CUBE
WL, QT14



230V ~50Hz
Material: concrete



G9 <25W



LED G9 | 3.6W | 300°
3000K | 400lm | EEK=E
4kWh/1000h




Prod. no. 1005286

Options	Prod. no.
1xG9	
■ black	1000911
1xG9	
■ grey	1000910



1000910 216

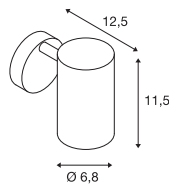


1000731 217



151803 217

ENOLA B
WL, QPAR51



230V ~50Hz
Material: aluminium/steel

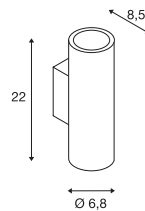

GU10 <50W L: 6 cm

LED GU10 51mm | 6W | 36°
2200-2700K | 360lm | EEK=G
6kWh/1000h
Prod. no. 1005273

Decorative ring, black
Prod. no. 151840

Options	Prod. no.
1xGU10	
■ black	1000729
1xGU10	
□ white	1000730
1xGU10	
■ gold	1000731

ENOLA B
WL, QPAR51



220-240V ~50/60Hz
Material: aluminium/steel

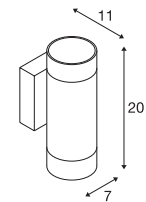

GU10 <50W L: 8.5 cm

LED GU10 51mm | 4W | 36°
3000K | 280lm | EEK=F
4kWh/1000h
Prod. no. 1004973

Decorative ring, black
Prod. no. 151840

Options	Prod. no.
2xGU10	
■ black	151800
2xGU10	
□ white	151801
2xGU10	
■ gold	151803
2xGU10	
■ grey	151804

ASTINA UP/DOWN
WL, QPAR51



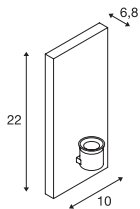
220-240V ~50/60Hz
Material: aluminium/steel

GU10 <10W

LED GU10 51mm | 4W | 36°
4000K | 290lm | EEK=F
4kWh/1000h
Prod. no. 1004974

Options	Prod. no.
2xGU10	
■ black	1002933
2xGU10	
□ white	1002931
2xGU10	
■ grey	1002932

FENDA
WL, base, E27



220-240V ~50/60Hz
Material: steel/plastic



E27 <40W
Diameter: 5 cm L: 20 cm



LED E27 | 8W | 240°
3000K | 880lm | EEK=E
8kWh/1000h

Prod. no. 1005289

Options	Prod. no.
1xE27	
<input type="checkbox"/> white	1001272

FENDA
Half shade



W: 23 cm H: 30.5 cm D: 11.5 cm
Material: textile/steel

• Max. 25W

Options	Prod. no.
<input type="checkbox"/> black	1001273
<input type="checkbox"/> black/copper	1001274
<input type="checkbox"/> white	1001275
<input type="checkbox"/> beige	1001276

FENDA
Diameter 20 cm, round



Material: textile/steel

• Max. 40W

Options	Prod. no.
<input type="checkbox"/> black	1001451 ▼
<input type="checkbox"/> black/copper	1001452 ▼
<input type="checkbox"/> white	1001453 ▼
<input type="checkbox"/> beige	1001454 ▼





1001450 + 1001452 218 + 219

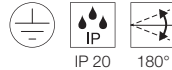
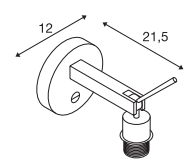
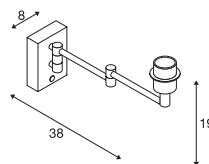


1001272 + 1001273 218

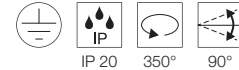
FENDA
WL, base, E27



FENDA
WL, E27



230V ~50Hz
Material: steel



220-240V ~50/60Hz
Material: steel/aluminium



E27 <40W L: 12 cm



E27 <40W



LED E27 | 7.5W | 320°
2700K | 800lm | EEK=F
8kWh/1000h



Prod. no. 1005303



LED E27 | 9W | 220°
2700K | 800lm | EEK=F
9kWh/1000h



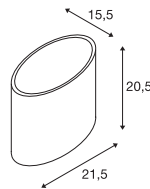
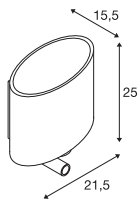
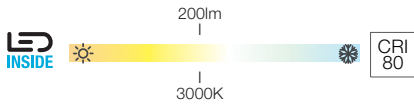
Prod. no. 1005301

Options	Prod. no.
1xE27	
■ black	1001450 ▼
1xE27	
■ chrome	1001449 ▼

Options	Prod. no.
1xE27	
■ black	1003034 ▼
1xE27	
□ white	1003035 ▼

KENKUA SPOT
WL, E27

KENKUA
WL, E27



220-240V ~50/60Hz
Material: steel/glass

100-240V ~50/60Hz | 700mA
Total wattage: 2W
Material: steel/glass

- Light sources can be switched on/off separately at the light

Spot	200lm 3000K	

E27 <40W
Diameter: 6.5 cm L: 12 cm

LED E27 | 9W | 220°
2700K | 800lm | EEK=F
9kWh/1000h

Prod. no. 1005301

E27 <40W

LED E27 | 13.2W | 220°
2700K | 1300lm | EEK=F
13kWh/1000h

Prod. no. 1005302


Options	Prod. no.
1xE27 200lm 3000K CRI80 chrome/milky	1002855

Options	Prod. no.
1xE27 chrome/milky	1002856

155670 221




1002856 220






155670 221

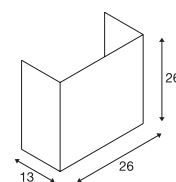


1002855 220

ACCANTO
WL, E27



SOCKET INSIDE <40 W



IP 20

220-240V ~50/60Hz
Material: steel/textile



E27 <40W
Diameter: 8 cm L: 14 cm



LED E27 | 7.5W | 320°
2700K | 700lm | EEK=F
8kWh/1000h



Prod. no. 1005304

Options	Prod. no.
1xE27	
■ black	1002942 ▼
1xE27	
□ white	1002943 ▼

COUPA FLEX
WL

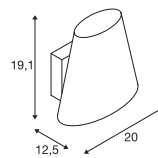
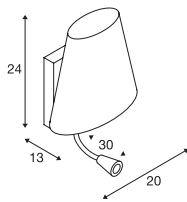
COUPA
WL, QT14



LED INSIDE CRI 80

SECKET INSIDE <42 W

SECKET INSIDE <42 W



220-240V ~50/60Hz | 700mA
Total wattage: 3.4W
Material: steel/glass

220-240V ~50/60Hz
Material: steel/glass

- Light sources can be switched on/off separately at the light

Spot	175lm 3000K	
------	----------------	--

G9 <42W L: 9 cm

G9 <42W L: 9 cm

LED G9 | 3.6W | 300°
3000K | 400lm | EEK=E
4kWh/1000h

Prod. no. 1005286

LED G9 | 3.6W | 300°
3000K | 400lm | EEK=E
4kWh/1000h

Prod. no. 1005286

Options	Prod. no.
1xG9 175 lm 3000K CRI80 	149452

Options	Prod. no.
1xG9 	1002859



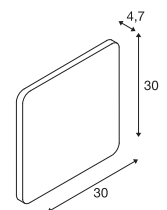
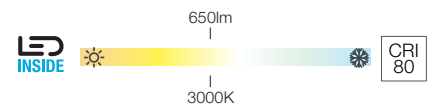

149452 222



1002859 222



PLASTRA
WL, square



IP 20 L70B50

100-240V ~50/60Hz | 12V
Total wattage: 10.5W
Material: plaster/steel



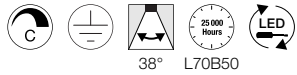
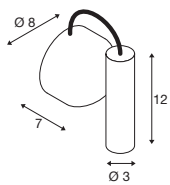
		A → G
148019	650lm 3000K	A T G

Options	Prod. no.
650lm 3000K CRI80 □ white	148019

KARPO MAGN
CW, single, PHASE



350|430lm



220-240V ~50/60Hz | 500mA
Total wattage: 6.2W
Material: steel/aluminium

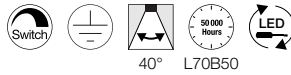
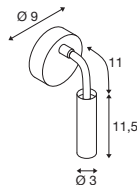
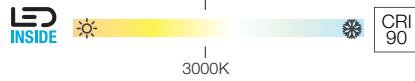
KARPO GOOSE
WL



NEW



380|420lm



220-240V ~50/60Hz | 12V
Total wattage: 5.8W
Material: aluminium/steel

- Light can be dimmed via switch on the lamp head



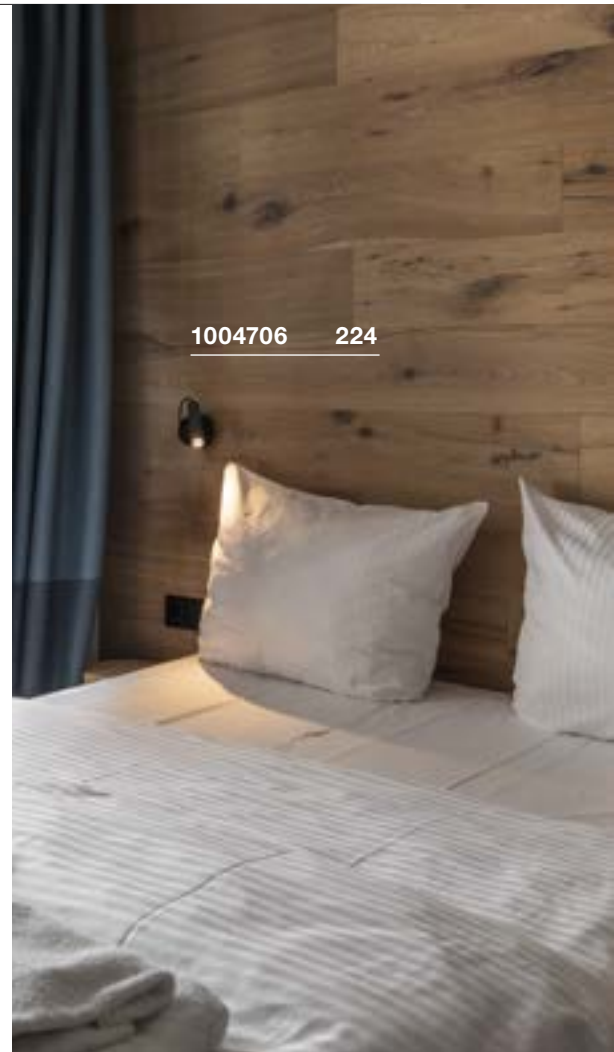
1004706, 1004707	350lm 430lm 3000K	

Options	Prod. no.
350lm 3000K CRI90	
■ black	1004706
430lm 3000K CRI90	
□ white	1004707




1006162, 1006161	380lm 420lm 3000K	

Options	Prod. no.
380lm 3000K CRI90	
■ black	1006162 ■
420lm 3000K CRI90	
□ white	1006161 ■



1004706 224



1006162 224

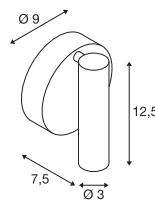
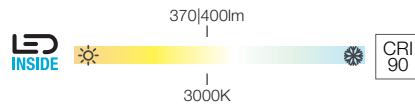


152340 225



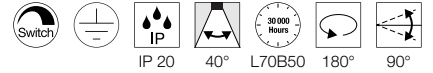
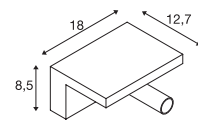
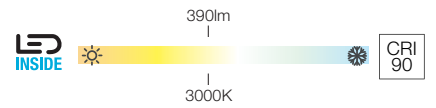
1002140 225

KARPO 30
WL, single



100-240V ~50/60Hz | 500mA
Total wattage: 6W
Material: aluminium/steel

KARPO
WL



220-240V ~50/60Hz | 500mA
Total wattage: 6.6W
Material: aluminium

- 2 USB connections 1.5 A max.
- 3 dimming levels via switch on base



152340, 152341	370lm 400lm 3000K	

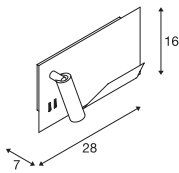
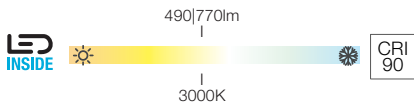
Options	Prod. no.
370lm 3000K CRI90	
■ black	152340
400lm 3000K CRI90	
□ white	152341



1002140	390lm 3000K	

Options	Prod. no.
390lm 3000K CRI90	
□ white	1002140

SOMNILA SPOT
WL, left

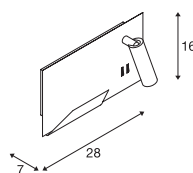
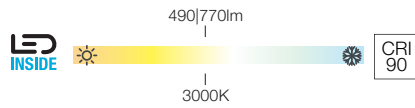


110° 340° L70B50 350° 90°

100-240V ~50/60Hz | 12V
Total wattage: 15W
Material: aluminium/steel

- 1 USB connection
- Light sources can be switched on/off separately on the housing

SOMNILA SPOT
WL, right



110° 340° L70B50 350° 90°

100-240V ~50/60Hz | 12V
Total wattage: 15W
Material: aluminium/steel

- 1 USB connection
- Light sources can be switched on/off separately on the housing

Spot	120lm 3000K	
Indirect	370lm 650lm 3000K	

Options	Prod. no.
Spot: 120lm 3000K CRI90 Indirect: 370lm 3000K CRI90	
■ black	1003455
Spot: 120lm 3000K CRI90 Indirect: 650lm 3000K CRI90	
□ white	1003457


Spot	120lm 3000K	
Indirect	370lm 650lm 3000K	

Options	Prod. no.
Spot: 120lm 3000K CRI90 Indirect: 370lm 3000K CRI90	
■ black	1003456
Spot: 120lm 3000K CRI90 Indirect: 650lm 3000K CRI90	
□ white	1003458

1003455 226



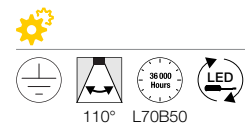
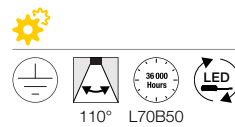
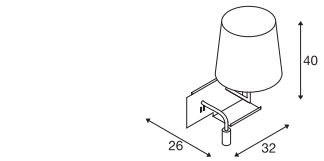
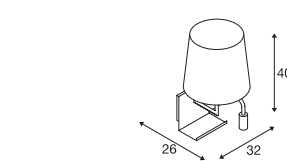
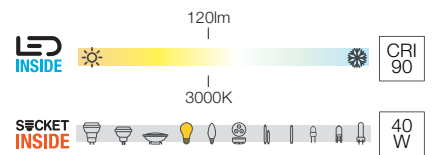
1003457 226





SOMNILA FLEX
WL, left

SOMNILA FLEX
WL, right



100-240V ~50/60Hz | 12V
Material: aluminium/textile

100-240V ~50/60Hz | 12V
Material: aluminium/textile

- 1 USB connection
- Light sources can be switched on/off separately on the housing

- 1 USB connection
- Light sources can be switched on/off separately on the housing

Spot	120lm 3000K	

Spot	120lm 3000K	

E27 40W L: 18 cm

E27 40W L: 18 cm

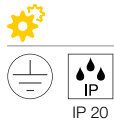
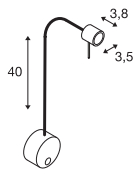
LED E27 | 9W | 220°
2700K | 800lm | EEK=F
9kWh/1000h
Prod. no. 1005301

LED E27 | 13.2W | 220°
2700K | 1300lm | EEK=F
13kWh/1000h
Prod. no. 1005302

Options	Prod. no.
1xE27 120lm 3000K CRI90 <input type="checkbox"/> white	1003459

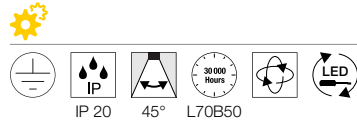
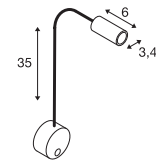
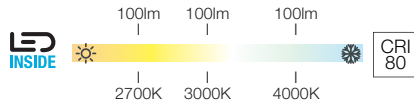
Options	Prod. no.
1xE27 120lm 3000K CRI90 <input type="checkbox"/> white	1003460

DIO FLEX PLATE
WL QPAR51



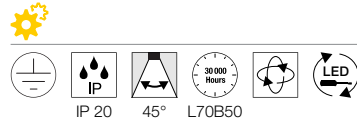
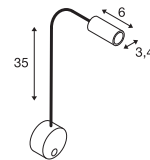
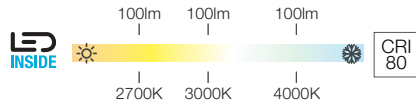
230V ~50Hz
Material: aluminium

DIO FLEX PLATE
WL



100-240V ~50/60Hz | 350mA
Total wattage: 1.9W
Material: aluminium

DIO FLEX PLATE
WL



100-240V ~50/60Hz | 350mA
Total wattage: 1.9W
Material: aluminium

GU10 <50W

LED GU10 51mm | 4W | 36°
2700K | 270lm | EEC=G
4kWh/1000h

Prod. no. 1004972

Decorative lamp ring, diameter 5.7 cm
Prod. no. 151040

1002117, 1002118, 1002119	100lm 2700K 3000K 4000K	

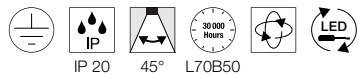
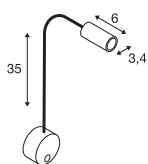
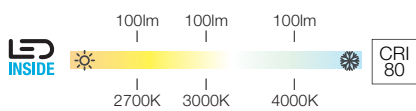
1002430, 1002431, 1002432	100lm 2700K 3000K 4000K	

Options	Prod. no.
1xGU10 ■ black	1002608
1xGU10 □ white	1002607
1xGU10 ■ chrome	146692

Options	Prod. no.
100lm 2700K CRI80 □ white	1002117
100lm 3000K CRI80 □ white	1002118
100lm 4000K CRI80 □ white	1002119

Options	Prod. no.
100lm 2700K CRI80 ■ black	1002430
100lm 3000K CRI80 ■ black	1002431
100lm 4000K CRI80 ■ black	1002432

DIO FLEX PLATE
WL



100-240V ~50/60Hz | 350mA
Total wattage: 1.9W
Material: aluminium



		A → G
146682, 1002116	100lm 3000K 2700K	A T G F

Options	Prod. no.
100lm 3000K CRI80 chrome	146682
100lm 2700K CRI80 chrome	1002116



1002117 228

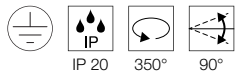
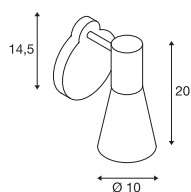


1002116 229

PHELIA
WL, QPAR51



148540 230



230V ~50/60Hz
Material: aluminium/steel



GU10 <50W



LED GU10 51mm | 4W | 36°
2700K | 270lm | EEC=G
4kWh/1000h



Prod. no. 1004972

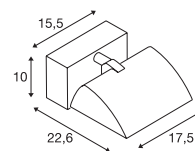
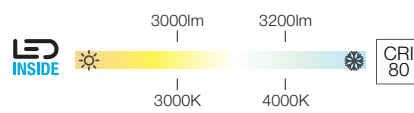

Options	Prod. no.
1xGU10 ■ black	148540





1001468 231

MERADO FLOOD
WL, PHASE



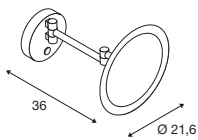
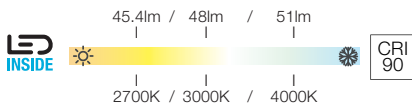

IP 20 L70B50 360° 90°

220-240V ~50/60Hz | 1000mA
 Total wattage: 40W
 Material: aluminium


		A → G
1001468, 1001472	3000lm 3200lm 3000K 4000K	A G → E

Options	Prod. no.
3000lm 3000K CRI80 □ white	1001468
3200lm 4000K CRI80 □ white	1001472

MAGANDA
WL



100-240V ~50/60Hz | 12V
Total wattage: 4.8W
Material: steel/glass


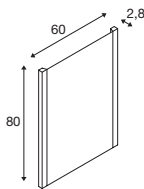
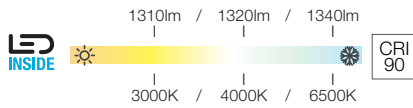


1004971	45,4/48/51lm 2700/3000/4000K	

Options	Prod. no.
45.4/48/51lm 2700/3000/4000K CRI90	
chrome/white	1004971

TRUKKO
WL, rectangular

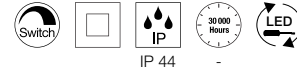
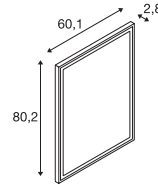
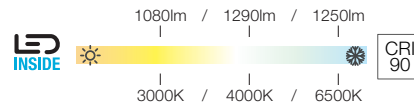

NEW VARIANT



220-240V ~50/60Hz | 24V
Total wattage: 24W
Material: glass/aluminium

- Incl. mirror heating

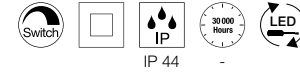
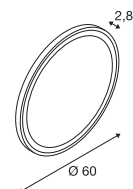
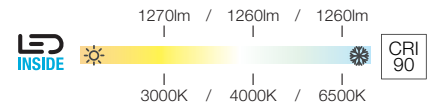

TRUKKO
WL, rectangular



220-240V ~50/60Hz | 24V
Total wattage: 25W
Material: glass/plastic

- Incl. mirror heating

TRUKKO
WL, round



220-240V ~50/60Hz | 24V
Total wattage: 25W
Material: glass/plastic

- Incl. mirror heating



1004729			
	1310/1320/ 1340lm 3000/4000/ 6500K		

Options **Prod. no.**
1310/1320/1340lm | 3000/4000/6500K | CRI90
 silver/milky **1004729**



1004730			
	1080/1290/ 1250lm 3000/4000/ 6500K		

Options **Prod. no.**
1080/1290/1250lm | 3000/4000/6500K | CRI90
 silver/milky **1004730**

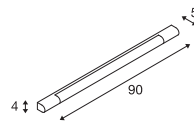
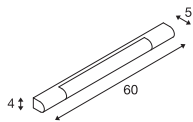
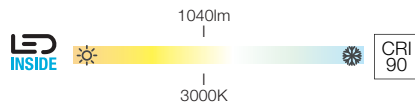
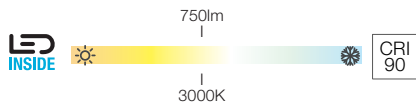





1004731			
	1270/1260/ 1260lm 3000/4000/ 6500K		

Options **Prod. no.**
1270/1260/1260lm | 3000/4000/6500K | CRI90
 silver/milky **1004731**

TRUKKO 60
WL

TRUKKO 90
WL



IP 44 IK03 L70B50

IP 44 IK03 L70B50

220-240V ~50/60Hz | 500mA
Total wattage: 9.2W
Material: aluminium/plastic

220-240V ~50/60Hz | 500mA
Total wattage: 12W
Material: aluminium/plastic

149762	750lm 3000K	

149772	1040lm 3000K	

Options	Prod. no.
750lm 3000K CRI90 chrome/milky	149762


Options	Prod. no.
1040lm 3000K CRI90 chrome/milky	149772





1002192 235

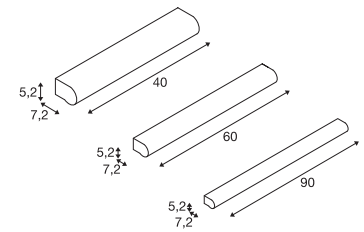
MARYLIN 40/60/90 WL



890|1170|1800lm / 980|1280|1990lm



CRI 80



IP 44

120°

L70B50

220-240V ~50/60Hz | 350mA

Total wattage: 11W

Material: aluminium/polycarbonate (PC)



1002190, 1002191, 1002192	890/980lm 1170/1280lm 1800/1990lm 3000/4000K	

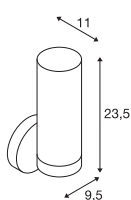
Options	Prod. no.
890/980lm 3000/4000K CRI80 L: 40 cm chrome/milky	1002190
1170/1280lm 3000/4000K CRI80 L: 60 cm chrome/milky	1002191
1800/1990lm 3000/4000K CRI80 L: 90 cm chrome/milky	1002192



WL 106
E14



SOCKET INSIDE <40 W



IP 44

220-240V ~50/60Hz
Material: aluminium/glass

E14 <40W
Diameter: 3.6 cm L: 11 cm

LED E14 | 4.2W | 320°
2700K | 370lm | EEK=F
4kWh/1000h

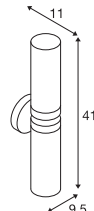
Prod. no. 1005284

Options	Prod. no.
1xE14 ■ chrome	1002228

WL 106
E14



SOCKET INSIDE <40 W



IP 44

220-240V ~50/60Hz
Material: aluminium/glass

E14 <40W
Diameter: 3.6 cm L: 11 cm

LED E14 | 4.2W | 320°
2700K | 370lm | EEK=F
4kWh/1000h

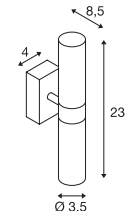
Prod. no. 1005284

Options	Prod. no.
2xE14 ■ chrome	1002229

MIBO UP/DOWN
WL, QT14



SOCKET INSIDE <25 W



IP 21

220-240V ~50/60Hz
Material: aluminium/glass

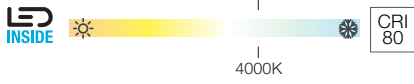
G9 <25W

LED G9 | 3.6W | 300°
3000K | 400lm | EEK=E
4kWh/1000h

Prod. no. 1005286

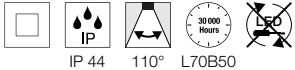
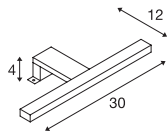
Options	Prod. no.
2xG9 ■ chrome	151282

DORISA 30



300lm
|
4000K

CRI
80



200-240V ~50Hz | 340mA
Total wattage: 5.2W
Material: aluminium/plastic

- Clamping range: 0-6 mm. Can be converted to a mirror light by removing the bracket

1000780 239



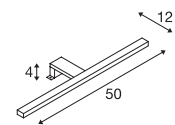
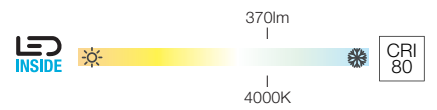
1000777	300lm 4000K	

Options	Prod. no.
300lm 4000K CRI80	
chrome	1000777

1000780 239



DORISA 50



IP 44

110°

30 000
Hours

L70B50

200-240V ~50Hz | 340mA
Total wattage: 6.6W
Material: aluminium/plastic

- Clamping range: 0-6 mm. Can be converted to a mirror light by removing the bracket



1000780	370lm 4000K	

Options	Prod. no.
370lm 4000K CRI80 chrome	1000780

MIRROR LIGHT HIGHLIGHTS. OUR PERFECT LIGHTING FOR YOUR BATHROOM.



1000669 243



GLENOS® 60 | 241




L-LINE 60 | 242



L-LINE 120 | 242

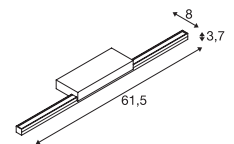
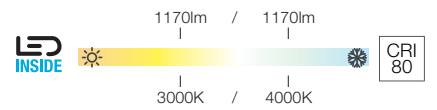




Q-LINE® | 243




1003508 241

GLENOS® 60
WL



220-240V ~50/60Hz | 500mA
Total wattage: 12W
Material: aluminium/polycarbonate (PC)



1003507 241



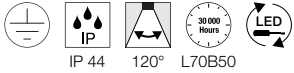
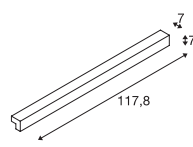
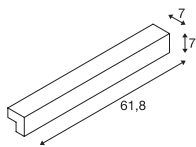
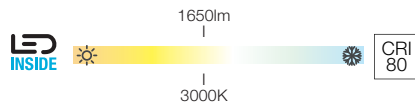
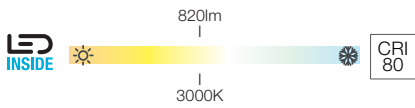
1003506, 1003507, 1003508	1170lm 3000/4000K	

Options	Prod. no.
1170lm 3000/4000K CRI80	
■ black	1003506
1170lm 3000/4000K CRI80	
□ white	1003507
1170lm 3000/4000K CRI80	
■ grey	1003508

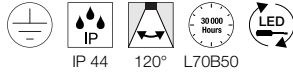
L-LINE 60
WL



L-LINE 120
WL



220-240V ~50/60Hz | 350mA
Total wattage: 10W
Material: aluminium/polycarbonate (PC)



220-240V ~50/60Hz | 350mA
Total wattage: 18.5W
Material: aluminium/polycarbonate (PC)




1001299, 1001300, 1001301	820lm 3000K	



1001303, 1001304, 1001305	1650lm 3000K	

Options	Prod. no.
820lm 3000K CRI80	
white	1001299
820lm 3000K CRI80	
silver	1001300
820lm 3000K CRI80	
grey	1001301

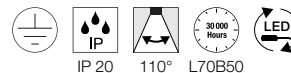
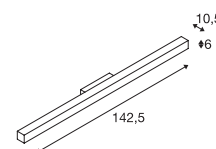
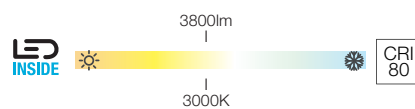

Options	Prod. no.
1650lm 3000K CRI80	
white	1001303
1650lm 3000K CRI80	
silver	1001304
1650lm 3000K CRI80	
grey	1001305





1000668 243

Q-LINE®
WL



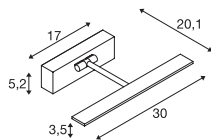
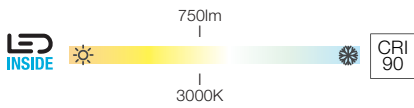
220-240V ~50/60Hz | 700mA
Total wattage: 45W
Material: aluminium/acrylic



		A → G
1000669, 1000668, 1000670	3800lm 3000K	


Options	Prod. no.
3800lm 3000K CRI80	
■ black	1000669
3800lm 3000K CRI80	
□ white	1000668
3800lm 3000K CRI80	
■ grey	1000670

RETRATO
WL, PHASE



220-240V ~50/60Hz | 500mA
 Total wattage: 11W
 Material: aluminium/steel

1002961 244



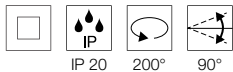
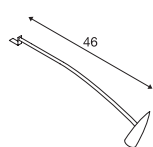


1002860 245



1002960, 1002961	750lm 3000K	

Options	Prod. no.
750lm 3000K CRI90	
white/chrome	1002960
750lm 3000K CRI90	
silver	1002961

DISPLAY ADL 50
QPAR51



220-240V ~50/60Hz
Material: aluminium/brass



GU10 <50W



LED GU10 51mm | 4W | 36°
3000K | 280lm | EEK=F
4kWh/1000h

Prod. no. 1004973

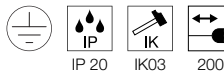
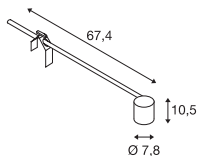


□ Decorative lamp ring, diameter 5.7 cm
Prod. no. 151041

■ Decorative lamp ring, diameter 5.7 cm
Prod. no. 151049

Options	Prod. no.
1xGU10	
□ white	1002860
1xGU10	
■ chrome	146332

SPOT DISPLAY
E27



220-240V ~50/60Hz
Material: aluminium/steel

- Safety plug
- Clamping range: 10-60 mm



E27 <18.5W

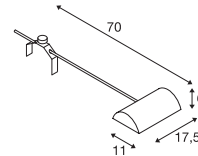



LED E27 | 7.5W | 320°
2700K | 800lm | EEK=E
8kWh/1000h

Prod. no. 1005309

Options	Prod. no.
1xE27	
■ black	1002985
1xE27	
□ white	1002986
1xE27	
■ grey	1002987

NEPRO DISPLAY
QT-DE12



230V ~50Hz
Material: aluminium

- Safety plug and switch clamping range: 15-55 mm
- Safety plug and switch



R7s 118mm <300W



LED R7s | 15W | 330°
3000K | 2000lm | EEK=E
15kWh/1000h

Prod. no. 1005288

Options	Prod. no.
1xR7s 118mm	
■ grey	146472 ▼

ALL GOOD THINGS COME FROM ABOVE.

CEILING LIGHTS FOR FLEXIBLE LIGHTING.

Ceiling lights are the key component for any room lighting. Their radiance creates a warm atmosphere in any area. You can customize the lights to suit the room design, adding impressive lighting highlights from above.


































































1001886 258



Ceiling lights from the NUMINOS® down and spotlight system can be found on pages 72 to 86. Or for easy online configuration, visit: www.numinos.slv.com

1004519 83

CEILING LIGHTS

 250	 251	 254	 255	 255	 255	 257	 258
 258	 258	 259	 260	 260	 260	 261	 261
 262	 262	 263	 263	 264	 264	 265	 265
 266	 266	 266	 269	 269	 269	 270	 270
 271	 273	 273	 274	 274	 275	 275	 276
 277	 277	 277	 278	 278	 279	 280	 281
 281	 281	 282	 282	 282	 283	 284	 285
 287	 287	 287	 288	 288	 289	 289	 289








You can find more lights and variants at www.slv.com
 Manufacturer's details for our recommended lamps are given in the chapter 'Lamps', from page 808

MEDO LUMINAIRE FAMILY.

CEILING OR PENDANT LIGHTS.

	MEDO 30 CL, 1-10V	MEDO 40 CL, 1-10V	MEDO 60 CL, 1-10V	MEDO 90 CL, 1-10V
Example				
Lamp				
Size	Diameter: 30 cm	Diameter: 40 cm	Diameter: 60 cm	Diameter: 90 cm
Light strength	1000lm	2000lm	3500lm	11000lm
UGR	25	25	22	25
Dimmable	1-10V	1-10V	1-10V	1-10V
Suspension set	1.5 m 5 m	1.5 m 5 m	1.5 m 5 m	1.5 m 5 m

	MEDO 30 CL, PHASE	MEDO 40 CL, PHASE	
Example			
Lamp			
Size	Diameter: 30 cm	Diameter: 40 cm	
Light strength	1200lm	2125lm	
UGR	25	25	
Dimmable	C, L	C, L	
Suspension set (not included)	1.5 m 5 m	1.5 m 5 m	













	MEDO 60 CL, square, 1-10V	MEDO 60 CL, square, DALI
Example		
Lamp		
Size	W L: 60 cm	W L: 60 cm
Light strength	3300 lm	3300 lm
UGR	22	22
Dimmable	1-10V	
Suspension set	1.5 m 5 m	1.5 m 5 m




MEDO LUMINAIRE FAMILY.

CEILING OR PENDANT LIGHTS.

	MEDO 30 AMBIENT CW, PHASE	MEDO 40 AMBIENT CW, PHASE	MEDO 60 AMBIENT CW, PHASE	MEDO 90 AMBIENT CL, PHASE
Example				
Lamp				
Size	Diameter: 30 cm	Diameter: 40 cm	Diameter: 60 cm	Diameter: 90 cm
Light strength	Down: 1230/1280lm Up: 20lm	Down: 2750/2900lm Up: 50lm	Down: 4350/4750lm Up: 120lm	Down: 9500/10100lm Up: 125lm
UGR	25	25	25	25
Dimmable	C	C	C	C
Suspension set	1.5 m 5 m	1.5 m 5 m	1.5 m 5 m	1.5 m 5 m

	MEDO 30 AMBIENT CW, DALI	MEDO 40 AMBIENT CW, DALI	MEDO 60 AMBIENT CW, DALI	MEDO 90 AMBIENT CL, DALI
Example				
Lamp				
Size	Diameter: 30 cm	Diameter: 40 cm	Diameter: 60 cm	Diameter: 90 cm
Light strength	Down: 1230/1280lm Up: 20lm	Down: 2750/2900lm Up: 50lm	Down: 4350/4750lm Up: 120lm	Down: 9500/10100lm Up: 125lm
UGR	25	25	25	25
Dimmable				
Suspension set	1.5 m 5 m	1.5 m 5 m	1.5 m 5 m	1.5 m 5 m



Ambient effect – These MEDO variants produce even and indirect light in an upwards direction.



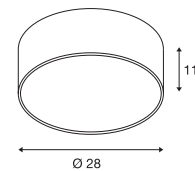
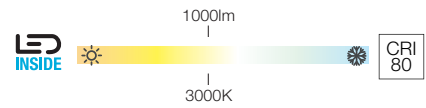
Colour temperature – With this MEDO variant, you can select the colour temperature yourself. The switch on the reverse can be used to choose between 3000k and 4000k.



135121 255

1000864 255

MEDO 30
CL, 1-10V



IP 20 105° 25 L70B50

220-240V ~50/60Hz | 350mA
 Total wattage: 15W
 Material: aluminium/poly (methyl methacrylate) (PMMA)
 • Suspension set not included



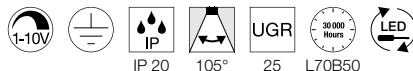
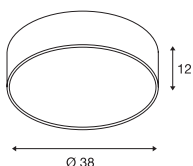
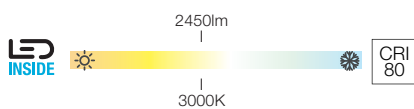
		A → G
1000855, 1000856, 1000857	1000lm 3000K	A G D



- Suspension set 1.5m
Prod. no. 135250
- Suspension set 1.5m
Prod. no. 135251
- Suspension set 1.5m
Prod. no. 135254
- 1-10V dimming
Prod. no. 470505
- Suspension set 5m
Prod. no. 1001950
- Suspension set 5m
Prod. no. 1001951
- Suspension set 5m
Prod. no. 1001952

Options	Prod. no.
1000lm 3000K CRI80	
<input checked="" type="checkbox"/> black	1000855
1000lm 3000K CRI80	
<input type="checkbox"/> white	1000856
1000lm 3000K CRI80	
<input checked="" type="checkbox"/> grey	1000857

MEDO 40
CL, 1-10V



220-240V ~50/60Hz | 700mA
Total wattage: 28W
Material: aluminium/poly (methyl methacrylate) (PMMA)
• Suspension set not included



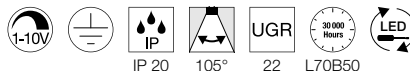
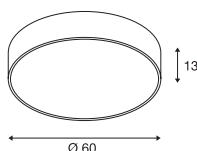
1000864, 1000865, 1000866	2450lm 3000K	



<input checked="" type="checkbox"/> Suspension set 1.5m Prod. no. 135250	
<input type="checkbox"/> Suspension set 1.5m Prod. no. 135251	
<input checked="" type="checkbox"/> Suspension set 1.5m Prod. no. 135254	
<input type="checkbox"/> 1-10V dimming Prod. no. 470505	
<input type="checkbox"/> Suspension set 5m Prod. no. 1001950	
<input checked="" type="checkbox"/> Suspension set 5m Prod. no. 1001951	
<input checked="" type="checkbox"/> Suspension set 5m Prod. no. 1001952	

Options	Prod. no.
2450lm 3000K CRI80	
<input checked="" type="checkbox"/> black	1000864
2450lm 3000K CRI80	
<input type="checkbox"/> white	1000865
2450lm 3000K CRI80	
<input checked="" type="checkbox"/> grey	1000866

MEDO 60
CL, 1-10V



220-240V ~50/60Hz | 1000mA
Total wattage: 38W
Material: aluminium/poly (methyl methacrylate) (PMMA)
• Suspension set not included



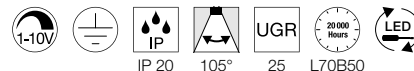
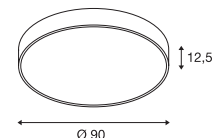
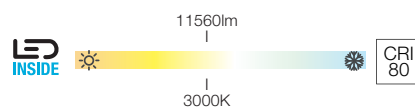
135120, 135121, 135124	4000lm 3000K	



<input checked="" type="checkbox"/> Suspension set 1.5m Prod. no. 135250	
<input type="checkbox"/> Suspension set 1.5m Prod. no. 135251	
<input checked="" type="checkbox"/> Suspension set 1.5m Prod. no. 135254	
<input type="checkbox"/> 1-10V dimming Prod. no. 470505	
<input type="checkbox"/> Suspension set 5m Prod. no. 1001950	
<input checked="" type="checkbox"/> Suspension set 5m Prod. no. 1001951	
<input checked="" type="checkbox"/> Suspension set 5m Prod. no. 1001952	

Options	Prod. no.
4000lm 3000K CRI80	
<input checked="" type="checkbox"/> black	135120
4000lm 3000K CRI80	
<input type="checkbox"/> white	135121
4000lm 3000K CRI80	
<input checked="" type="checkbox"/> grey	135124

MEDO 90
CL, 1-10V



220-240V ~50/60Hz | 2900mA
Total wattage: 109W
Material: aluminium/poly (methyl methacrylate) (PMMA)
• Suspension set not included



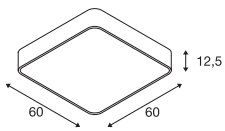
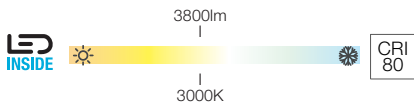

135170, 135171, 135174	11560lm 3000K	



<input checked="" type="checkbox"/> Suspension set 1.5m Prod. no. 135250	
<input type="checkbox"/> Suspension set 1.5m Prod. no. 135251	
<input checked="" type="checkbox"/> Suspension set 1.5m Prod. no. 135254	
<input type="checkbox"/> 1-10V dimming Prod. no. 470505	
<input type="checkbox"/> Suspension set 5m Prod. no. 1001950	
<input checked="" type="checkbox"/> Suspension set 5m Prod. no. 1001951	
<input checked="" type="checkbox"/> Suspension set 5m Prod. no. 1001952	

Options	Prod. no.
11560lm 3000K CRI80	
<input checked="" type="checkbox"/> black	135170
11560lm 3000K CRI80	
<input type="checkbox"/> white	135171
11560lm 3000K CRI80	
<input checked="" type="checkbox"/> grey	135174

MEDO 60
CL, square, 1-10V



220-240V ~50/60Hz | 1000mA
Total wattage: 39W
Material: aluminium/acrylic
• Suspension set not included




1000725, 1000726, 1000727	3800lm 3000K	



- Suspension set 1.5m
Prod. no. 135250
- Suspension set 1.5m
Prod. no. 135251
- Suspension set 1.5m
Prod. no. 135254
- 1-10V dimming
Prod. no. 470505
- Suspension set 5m
Prod. no. 1001950
- Suspension set 5m
Prod. no. 1001951
- Suspension set 5m
Prod. no. 1001952

Options	Prod. no.
3800lm 3000K CRI80	
<input checked="" type="checkbox"/> black	1000725
3800lm 3000K CRI80	
<input type="checkbox"/> white	1000726
3800lm 3000K CRI80	
<input checked="" type="checkbox"/> grey	1000727

1000725 256



135021 257

135171 255

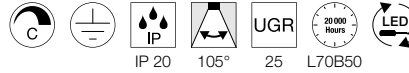
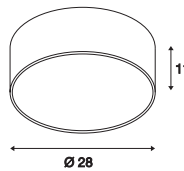
135121 255





135071 257

MEDO 30
CL, PHASE



220-240V ~50/60Hz | 350mA
 Total wattage: 16W
 Material: aluminium/poly (methyl methacrylate) (PMMA)
 • Suspension set not included



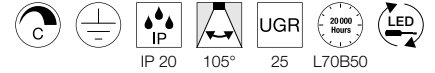
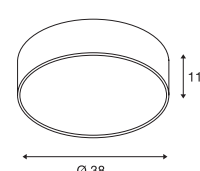
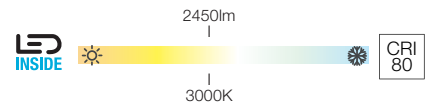
135020, 135021, 135024	1200lm 3000K	



- Suspension set 1.5m
Prod. no. 135250
- Suspension set 1.5m
Prod. no. 135251
- Suspension set 1.5m
Prod. no. 135254
- Suspension set 5m
Prod. no. 1001950
- Suspension set 5m
Prod. no. 1001951
- Suspension set 5m
Prod. no. 1001952

Options	Prod. no.
1200lm 3000K CRI80	
■ black	135020
1200lm 3000K CRI80	
□ white	135021
1200lm 3000K CRI80	
■ grey	135024

MEDO 40
CL, PHASE



220-240V ~50/60Hz | 700mA
 Total wattage: 28W
 Material: aluminium/poly (methyl methacrylate) (PMMA)
 • Suspension set not included



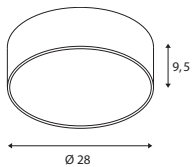
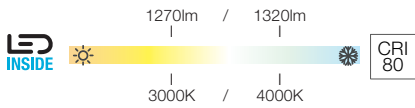
135070, 135071, 135074	2450lm 3000K	



- Suspension set 1.5m
Prod. no. 135250
- Suspension set 1.5m
Prod. no. 135251
- Suspension set 1.5m
Prod. no. 135254
- Suspension set 5m
Prod. no. 1001950
- Suspension set 5m
Prod. no. 1001951
- Suspension set 5m
Prod. no. 1001952

Options	Prod. no.
2450lm 3000K CRI80	
■ black	135070
2450lm 3000K CRI80	
□ white	135071
2450lm 3000K CRI80	
■ grey	135074

MEDO 30 AMBIENT
CW, PHASE



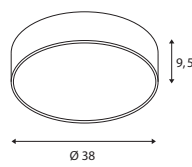
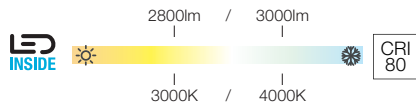

220-240V ~50/60Hz | 350mA
Total wattage: 15W
Material: aluminium/polycarbonate (PC)
• Suspension set not included

Up/Down	1270/1320lm 3000/4000K	

- +**
- Suspension set 1.5m
Prod. no. 135250
 - Suspension set 1.5m
Prod. no. 135251
 - Suspension set 1.5m
Prod. no. 135254
 - Suspension set 5m
Prod. no. 1001950
 - Suspension set 5m
Prod. no. 1001951
 - Suspension set 5m
Prod. no. 1001952

Options	Prod. no.
Up: 20/20lm 3000/4000K CRI80 Down: 1250/1300lm 3000/4000K CRI80	
■ black	1001877
Up: 20/20lm 3000/4000K CRI80 Down: 1250/1300lm 3000/4000K CRI80	
□ white	1001881
Up: 20/20lm 3000/4000K CRI80 Down: 1250/1300lm 3000/4000K CRI80	
■ grey	1001882

MEDO 40 AMBIENT
CW, PHASE



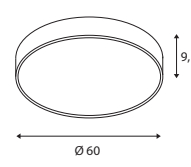
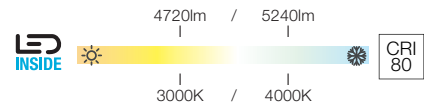

220-240V ~50/60Hz | 700mA
Total wattage: 30W
Material: aluminium/polycarbonate (PC)
• Suspension set not included

Up/Down	2750/3000lm 3000/4000K	

- +**
- Suspension set 1.5m
Prod. no. 135250
 - Suspension set 1.5m
Prod. no. 135251
 - Suspension set 1.5m
Prod. no. 135254
 - Suspension set 5m
Prod. no. 1001950
 - Suspension set 5m
Prod. no. 1001951
 - Suspension set 5m
Prod. no. 1001952

Options	Prod. no.
Up: 50/50lm 3000/4000K CRI80 Down: 2750/2950lm 3000/4000K CRI80	
■ black	1001883
Up: 50/50lm 3000/4000K CRI80 Down: 2750/2950lm 3000/4000K CRI80	
□ white	1001884
Up: 50/50lm 3000/4000K CRI80 Down: 2750/2950lm 3000/4000K CRI80	
■ grey	1001885

MEDO 60 AMBIENT
CW, PHASE



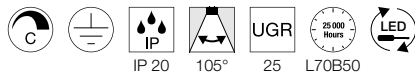
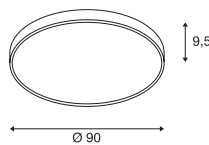
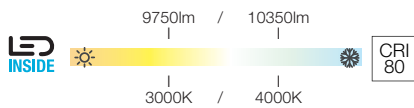

220-240V ~50/60Hz | 1050mA
Total wattage: 40W
Material: aluminium/polycarbonate (PC)
• Suspension set not included

Up/Down	4720/5240lm 3000/4000K	

- +**
- Suspension set 1.5m
Prod. no. 135250
 - Suspension set 1.5m
Prod. no. 135251
 - Suspension set 1.5m
Prod. no. 135254
 - Suspension set 5m
Prod. no. 1001950
 - Suspension set 5m
Prod. no. 1001951
 - Suspension set 5m
Prod. no. 1001952

Options	Prod. no.
Up: 120/120lm 3000/4000K CRI80 Down: 4600/5120lm 3000/4000K CRI80	
■ black	1001886
Up: 120/120lm 3000/4000K CRI80 Down: 4600/5120lm 3000/4000K CRI80	
□ white	1001887
Up: 120/120lm 3000/4000K CRI80 Down: 4600/5120lm 3000/4000K CRI80	
■ grey	1001888

MEDO 90 AMBIENT
CL, PHASE



220-240V ~50/60Hz | 1050mA
 Total wattage: 78W
 Material: aluminium/polycarbonate (PC)
 • Suspension set not included



		A → G
Up/Down	9750/10350lm 3000/4000K	A G D

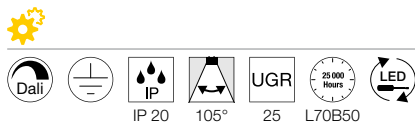
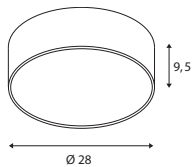
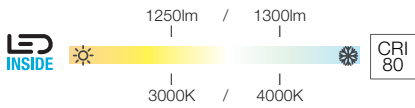


<input checked="" type="checkbox"/> Suspension set 1.5m Prod. no. 135250	
<input type="checkbox"/> Suspension set 1.5m Prod. no. 135251	
<input checked="" type="checkbox"/> Suspension set 1.5m Prod. no. 135254	
<input type="checkbox"/> Suspension set 5m Prod. no. 1001950	
<input checked="" type="checkbox"/> Suspension set 5m Prod. no. 1001951	
<input checked="" type="checkbox"/> Suspension set 5m Prod. no. 1001952	

Options	Prod. no.
Up: 125/125lm 3000/4000K CRI80 Down: 9625/10225lm 3000/4000K CRI80	
<input checked="" type="checkbox"/> black	1001878
Up: 125/125lm 3000/4000K CRI80 Down: 9625/10225lm 3000/4000K CRI80	
<input type="checkbox"/> white	1001879
Up: 125/125lm 3000/4000K CRI80 Down: 9625/10225lm 3000/4000K CRI80	
<input checked="" type="checkbox"/> grey	1001880



MEDO 30 AMBIENT
CW, DALI



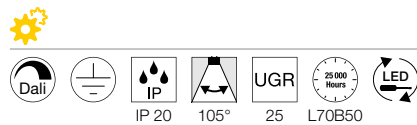
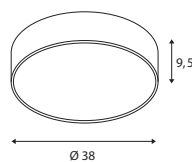
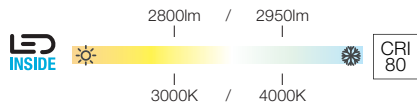

220-240V ~50/60Hz | 350mA
Total wattage: 15W
Material: aluminium/polycarbonate (PC)
• Suspension set not included

Up/Down	1230/1280lm 3000/4000K	

- Suspension set 1.5m
Prod. no. 135250
- Suspension set 1.5m
Prod. no. 135251
- Suspension set 1.5m
Prod. no. 135254
- Suspension set 5m
Prod. no. 1001950
- Suspension set 5m
Prod. no. 1001951
- Suspension set 5m
Prod. no. 1001952

Options	Prod. no.
Up: 20/20lm 3000/4000K CRI80 Down: 1230/1280lm 3000/4000K CRI80	
<input checked="" type="checkbox"/> black	1001889
Up: 20/20lm 3000/4000K CRI80 Down: 1230/1280lm 3000/4000K CRI80	
<input type="checkbox"/> white	1001893
Up: 20/20lm 3000/4000K CRI80 Down: 1230/1280lm 3000/4000K CRI80	
<input checked="" type="checkbox"/> grey	1001894

MEDO 40 AMBIENT
CW, DALI



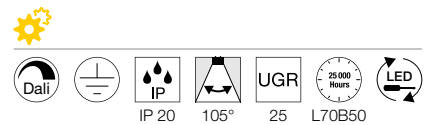
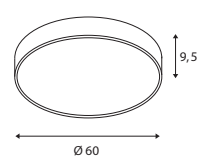
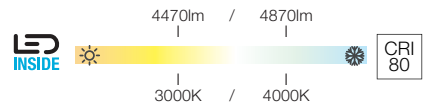

220-240V ~50/60Hz | 700mA
Total wattage: 30W
Material: aluminium/polycarbonate (PC)
• Suspension set not included

Up/Down	2800/2950lm 3000/4000K	

- Suspension set 1.5m
Prod. no. 135250
- Suspension set 1.5m
Prod. no. 135251
- Suspension set 1.5m
Prod. no. 135254
- Suspension set 5m
Prod. no. 1001950
- Suspension set 5m
Prod. no. 1001951
- Suspension set 5m
Prod. no. 1001952

Options	Prod. no.
Up: 50/50lm 3000/4000K CRI80 Down: 2750/2900lm 3000/4000K CRI80	
<input checked="" type="checkbox"/> black	1001895
Up: 50/50lm 3000/4000K CRI80 Down: 2750/2900lm 3000/4000K CRI80	
<input type="checkbox"/> white	1001896
Up: 50/50lm 3000/4000K CRI80 Down: 2750/2900lm 3000/4000K CRI80	
<input checked="" type="checkbox"/> grey	1001897

MEDO 60 AMBIENT
CW, DALI



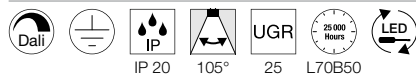
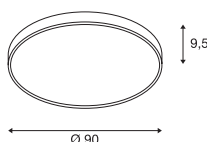
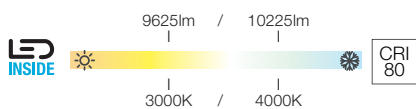

220-240V ~50/60Hz | 1000mA
Total wattage: 37W
Material: aluminium/polycarbonate (PC)
• Suspension set not included

Up/Down	4470/4870lm 3000/4000K	

- Suspension set 1.5m
Prod. no. 135250
- Suspension set 1.5m
Prod. no. 135251
- Suspension set 1.5m
Prod. no. 135254
- Suspension set 5m
Prod. no. 1001950
- Suspension set 5m
Prod. no. 1001951
- Suspension set 5m
Prod. no. 1001952

Options	Prod. no.
Up: 120/120lm 3000/4000K CRI80 Down: 4350/4750lm 3000/4000K CRI80	
<input checked="" type="checkbox"/> black	1001898
Up: 120/120lm 3000/4000K CRI80 Down: 4350/4750lm 3000/4000K CRI80	
<input type="checkbox"/> white	1001900
Up: 120/120lm 3000/4000K CRI80 Down: 4350/4750lm 3000/4000K CRI80	
<input checked="" type="checkbox"/> grey	1001899

MEDO 90 AMBIENT
CL, DALI



220-240V ~50/60Hz | 1000mA
Total wattage: 78W
Material: aluminium/polycarbonate (PC)
• Suspension set not included



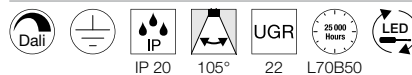
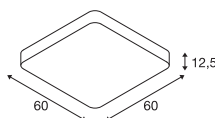

Up/Down	9625/10225lm 3000/4000K	A → G A ↑ D ↓
---------	----------------------------	------------------



- Suspension set 1.5m
Prod. no. 135250
- Suspension set 1.5m
Prod. no. 135251
- Suspension set 1.5m
Prod. no. 135254
- Suspension set 5m
Prod. no. 1001950
- Suspension set 5m
Prod. no. 1001951
- Suspension set 5m
Prod. no. 1001952

Options	Prod. no.
Up: 125/125lm 3000/4000K CRI80 Down: 9500/10100lm 3000/4000K CRI80	
■ black	1001890
Up: 125/125lm 3000/4000K CRI80 Down: 9500/10100lm 3000/4000K CRI80	
□ white	1001891
Up: 125/125lm 3000/4000K CRI80 Down: 9500/10100lm 3000/4000K CRI80	
■ grey	1001892

MEDO 60
CL, square, DALI



220-240V ~50/60Hz | 1000mA
Total wattage: 39W
Material: aluminium/acrylic




1002882	3800lm 3000K	A → G A ↑ E ↓
---------	-----------------	------------------



- Suspension set 1.5m
Prod. no. 135250
- Suspension set 1.5m
Prod. no. 135251
- Suspension set 1.5m
Prod. no. 135254
- Suspension set 5m
Prod. no. 1001950
- Suspension set 5m
Prod. no. 1001951
- Suspension set 5m
Prod. no. 1001952

Options	Prod. no.
3800lm 3000K CRI80	
□ white	1002882

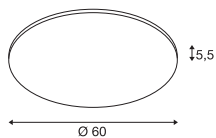
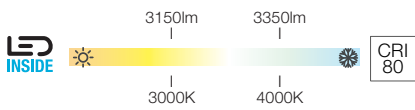


1001891/93/96 + 1001900 260 + 261



1002882 261

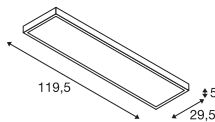
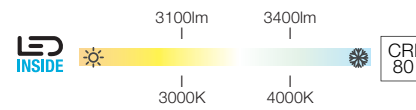

PANEL 60
CL, round, PHASE



IP 20 110° 22 L70B50 40

220-240V ~50/60Hz | 1000mA
 Total wattage: 42W
 Material: aluminium/poly (methyl methacrylate) (PMMA)

PANEL
CL, 1200x300mm, PHASE



IP 20 90° 19 L70B50 40

220-240V ~50/60Hz | 1000mA
 Total wattage: 45W
 Material: aluminium/poly (methyl methacrylate) (PMMA)

1000783, 1000784, 1000785, 1000786	3150lm 3350lm 3000K 4000K	

Options	Prod. no.
3100lm 3000K CRI80	
<input type="checkbox"/> white	1001505
3400lm 4000K CRI80	
<input type="checkbox"/> white	1001506
3100lm 3000K CRI80	
<input checked="" type="checkbox"/> grey	1001508
3400lm 4000K CRI80	
<input checked="" type="checkbox"/> grey	1001509

Options	Prod. no.
3150lm 3000K CRI80	
<input type="checkbox"/> white	1000783
3350lm 4000K CRI80	
<input type="checkbox"/> white	1000784
3150lm 3000K CRI80	
<input checked="" type="checkbox"/> grey	1000785
3350lm 4000K CRI80	
<input checked="" type="checkbox"/> grey	1000786

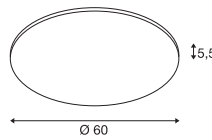
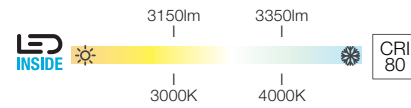
1000783 262





1000786 262

PANEL 60
CL, round, DALI



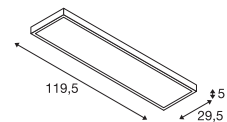
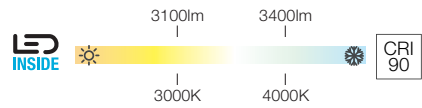

100-277V ~50/60Hz | 1000mA
 Total wattage: 43W
 Material: aluminium/poly (methyl methacrylate) (PMMA)



1003040, 1003041, 1003042, 1003043	3150lm 3350lm 3000K 4000K	

Options	Prod. no.
3150lm 3000K CRI80	
<input type="checkbox"/> white	1003040
3350lm 4000K CRI80	
<input type="checkbox"/> white	1003041
3150lm 3000K CRI80	
<input checked="" type="checkbox"/> grey	1003042
3350lm 4000K CRI80	
<input checked="" type="checkbox"/> grey	1003043

PANEL
CL, 1200x300mm, DALI



100-277V ~50/60Hz | 1000mA
 Total wattage: 43W
 Material: aluminium/poly (methyl methacrylate) (PMMA)



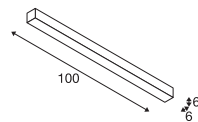
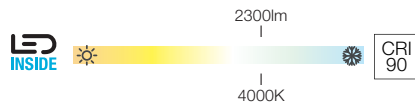
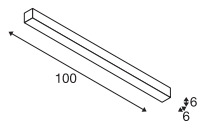
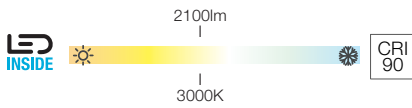
1003052, 1003053, 1003054, 1003055	3100lm 3400lm 3000K 4000K	

Options	Prod. no.
3100lm 3000K CRI90	
<input type="checkbox"/> white	1003052
3400lm 4000K CRI80	
<input type="checkbox"/> white	1003053
3100lm 3000K CRI80	
<input checked="" type="checkbox"/> grey	1003054
3400lm 4000K CRI80	
<input checked="" type="checkbox"/> grey	1003055

Q-LINE®
CL, 1m, BAP, PHASE



Q-LINE®
CL, 1m, BAP, PHASE



220-240V ~50/60Hz | 900mA
Total wattage: 46W
Material: aluminium/plastic

220-240V ~50/60Hz | 900mA
Total wattage: 46W
Material: aluminium/plastic

1000686, 1000685	2100lm 3000K	

1000689, 1000688	2300lm 4000K	

Options	Prod. no.
2100lm 3000K CRI90	
■ black	1000686
2100lm 3000K CRI90	
□ white	1000685

Options	Prod. no.
2300lm 4000K CRI90	
■ black	1000689
2300lm 4000K CRI90	
□ white	1000688

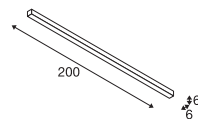
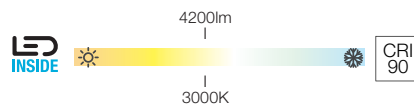
1000689 264





1000692 265

Q-LINE®
CL, 2m, BAP, PHASE



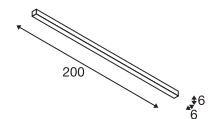
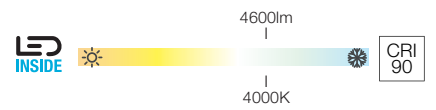
220-240V ~50/60Hz | 900mA
Total wattage: 93W
Material: aluminium/plastic



		A → G
1000692, 1000691	4200lm 3000K	A F

Options	Prod. no.
4200lm 3000K CRI90	
■ black	1000692
4200lm 3000K CRI90	
□ white	1000691

Q-LINE®
CL, 2m, BAP, PHASE



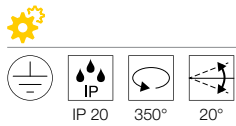
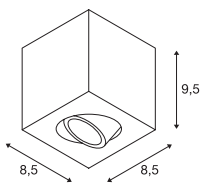
220-240V ~50/60Hz | 900mA
Total wattage: 93W
Material: aluminium/plastic



		A → G
1000695, 1000694	4600lm 4000K	A F

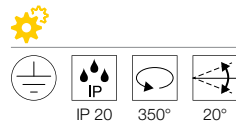
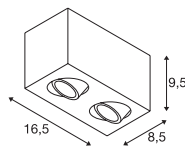
Options	Prod. no.
4600lm 4000K CRI90	
■ black	1000695
4600lm 4000K CRI90	
□ white	1000694

TRILEDO
CL, single, square, QPAR51



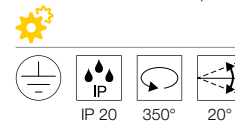
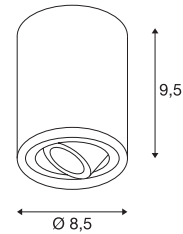
220-240V ~50/60Hz
Material: aluminium

TRILEDO
CL, double, square, QPAR51



220-240V ~50/60Hz
Material: aluminium

TRILEDO
CL, single, round, QPAR51



220-240V ~50/60Hz
Material: aluminium

GU10 <10W
Diameter: 5 cm L: 5.5 cm

LED GU10 51mm | 4W | 36°
3000K | 280lm | EEK=F
4kWh/1000h

Prod. no. 1004973

GU10 <10W
Diameter: 5 cm L: 5.5 cm

LED GU10 51mm | 4W | 36°
2700K | 270lm | EEK=G
4kWh/1000h

Prod. no. 1004972

GU10 <10W
Diameter: 5 cm L: 5.5 cm

LED GU10 51mm | 6W | 38°
2700K | 450lm | EEK=G
6kWh/1000h

Prod. no. 1005075

Options	Prod. no.
1xGU10	
■ black	1002013
1xGU10	
□ white	1002015
1xGU10	
■ aluminium	1002004

Options	Prod. no.
2xGU10	
■ black	1002005
2xGU10	
□ white	1002006

Options	Prod. no.
1xGU10	
■ black	1002010
1xGU10	
□ white	1002011
1xGU10	
■ aluminium	1002012



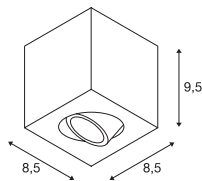
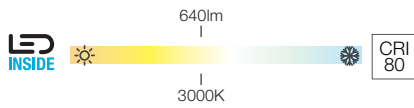
113940 269



113930 269

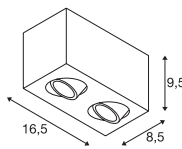


TRILEDO
CL, single, square



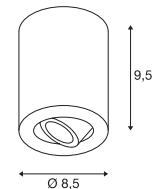
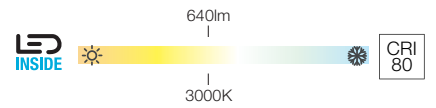
100-240V ~50/60Hz | 350mA
Total wattage: 7.6W
Material: aluminium

TRILEDO
CL, double, square



220-240V ~50/60Hz | 350mA
Total wattage: 14W
Material: aluminium

TRILEDO
CL, single, round



100-240V ~50/60Hz | 350mA
Total wattage: 7.6W
Material: aluminium

113940, 113941	640lm 3000K	

Options	Prod. no.
640lm 3000K CRI80	
■ black	113940
640lm 3000K CRI80	
□ white	113941

1002003, 1002008	1300lm 3000K	

Options	Prod. no.
1300lm 3000K CRI80	
■ black	1002003
1300lm 3000K CRI80	
□ white	1002008

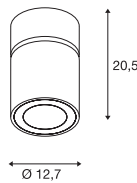
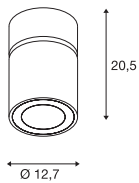
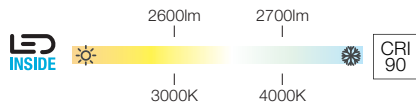
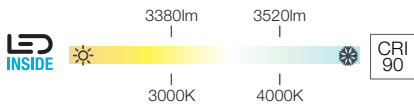
113930, 113931	640lm 3000K	

Options	Prod. no.
640lm 3000K CRI80	
■ black	113930
640lm 3000K CRI80	
□ white	113931

SUPROS
CL, MOVE



SUPROS
CL, MOVE



220-240V ~50/60Hz | 950mA
Total wattage: 36W
Material: aluminium

220-240V ~50/60Hz | 750mA
Total wattage: 31W
Material: aluminium

1003283, 1003284, 1003285, 1003286	3380lm 3000K 4000K	

1003289, 1003290, 1003287, 1003288	2600lm 2700lm 3000K 4000K	

 Reflector 20° Prod. no. 114102	
 Reflector 40° Prod. no. 114104	

 Reflector 20° Prod. no. 114102	
 Reflector 40° Prod. no. 114104	

Options	Prod. no.
3380lm 3000K CRI90	
■ black	1003283
3380lm 3000K CRI90	
□ white	1003284
3520lm 4000K CRI90	
■ black	1003285
3520lm 4000K CRI90	
□ white	1003286

Options	Prod. no.
2600lm 3000K CRI90	
■ black	1003289
2600lm 3000K CRI90	
□ white	1003290
2700lm 4000K CRI90	
■ black	1003287
2700lm 4000K CRI90	
□ white	1003288

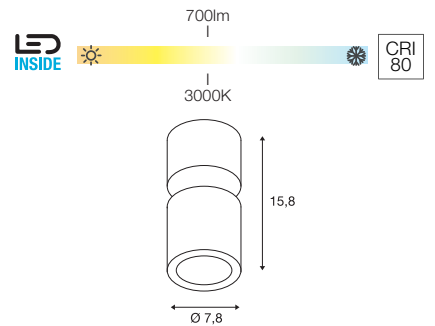


1003284 270



116331 271

SUPROS 78
CL, PHASE



220-240V ~50/60Hz | 250mA
 Total wattage: 12W
 Material: aluminium

116330, 116331	700lm 3000K	

- Lens 20°
Prod. no. 116302
- Lens 40°
Prod. no. 116304

Options	Prod. no.
700lm 3000K CRI80	
■ black	116330
700lm 3000K CRI80	
□ white	116331

117321 273

DESIGNED BY
David Morgan



“Excellent light quality from innovative, distinctive and attractive luminaire designs.”

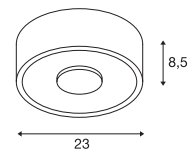
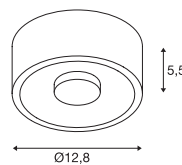
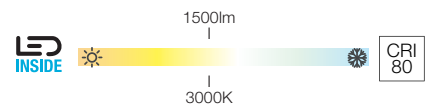
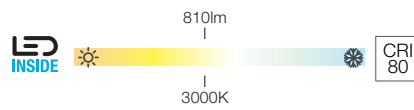


117351 273

OCCULDAS 13
DL, indirect, PHASE



OCCULDAS 23
DL, indirect, PHASE



IP 20 120° L70B50

IP 20 120° L70B50

220-240V ~50/60Hz | 350mA
Total wattage: 15W
Material: aluminium

220-240V ~50/60Hz | 700mA
Total wattage: 24W
Material: aluminium/steel

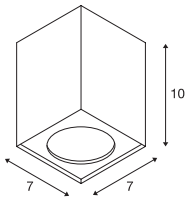
117351	810lm 3000K	

117321	1500lm 3000K	

Options	Prod. no.
810lm 3000K CRI80 <input type="checkbox"/> white	117351

Options	Prod. no.
1500lm 3000K CRI80 <input type="checkbox"/> white	117321

ALTRA DICE
CL, QPAR51



220-240V ~50/60Hz
Material: aluminium/steel



GU10 <35W



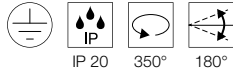
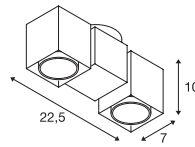
LED GU10 51mm | 6W | 38°
2700K | 450lm | EEC=G
6kWh/1000h



Prod. no. 1005075

Options	Prod. no.
1xGU10	
■ black	1002216
1xGU10	
□ white	151511
1xGU10	
■ grey/black	151514

ALTRA DICE
CW, double, QPAR51



220-240V ~50/60Hz
Material: aluminium/steel



GU10 <50W



LED GU10 51mm | 4W | 36°
3000K | 280lm | EEC=F
4kWh/1000h



Prod. no. 1004973

Options	Prod. no.
2xGU10	
■ black	1002215
2xGU10	
□ white	151531
2xGU10	
■ grey/black	151534



151514 274

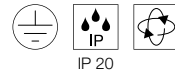
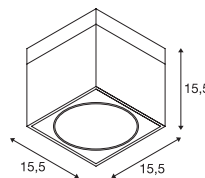


1002215 274



117101 275

KARDAMOD
CL, single, square, QPAR111



220-240V ~50/60Hz
Material: steel



GU10 <75W



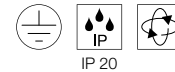
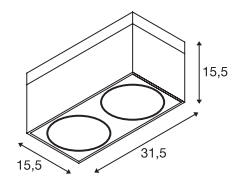

QPAR111 | 8W | 38°
2700K | 680lm | EEK=F
8kWh/1000h



Prod. no. 1005274

Options	Prod. no.
1xGU10	
■ black	117100
1xGU10	
□ white	117101

KARDAMOD
CL, double, square, QPAR111



220-240V ~50/60Hz
Material: steel



GU10 <75W



QPAR111 | 12.5W | 30°
4000K | 1000lm | EEK=F
13kWh/1000h



Prod. no. 1005282

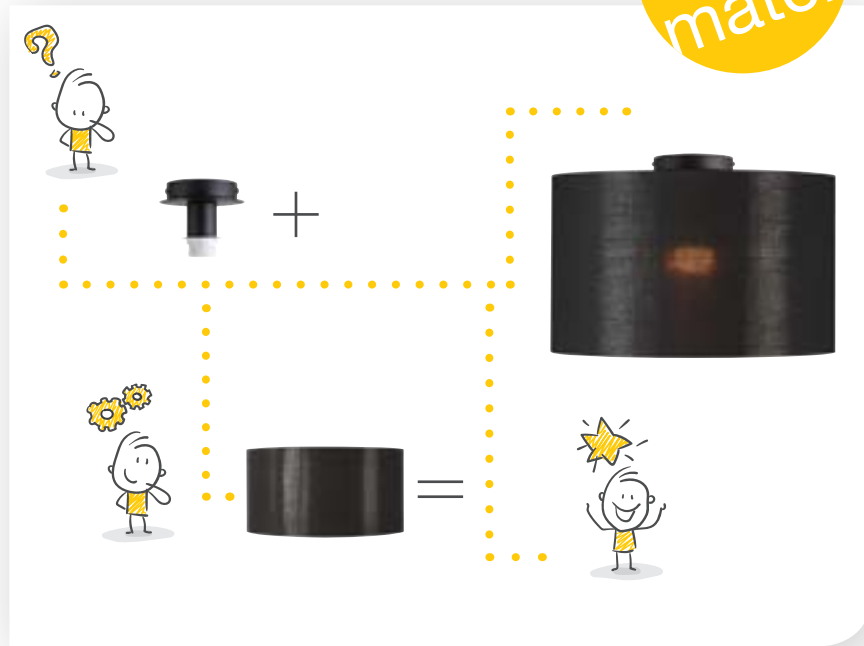
Options	Prod. no.
2xGU10	
■ black	117110
2xGU10	
□ white	117111



117110 275

SLV FENDA. MIX & MATCH.

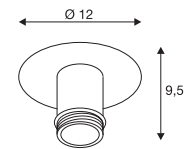
MIX & MATCH



FENDA
Ceiling rose, E27



SOCKET INSIDE <60 W



220-240V ~50/60Hz
Material: steel



E27 <60W



LED E27 | 13.2W | 220°
2700K | 1300lm | EEK=F
13kWh/1000h



Prod. no. 1005302

Options	Prod. no.
1xE27	
■ black	155550
1xE27	
□ white	155551
1xE27	
■ chrome	155552



155552 + 156122 276 + 277



155552 + 156122 276 + 277

FENDA
30 cm, round

NEW VARIANT



H: 20 cm
Diameter: 30 cm
Material: textile/steel

FENDA
45 cm, round

NEW VARIANT



H: 28 cm
Diameter: 45.5 cm
Material: textile/steel

FENDA
70 cm, round



H: 36 cm
Diameter: 70 cm
Material: textile/steel

• Max. 20W



Acrylic glass cover
Prod. no. 156100



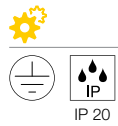
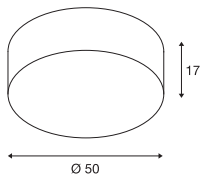

Acrylic glass cover
Prod. no. 1000957

Options	Prod. no.
<input checked="" type="checkbox"/> black/copper	155592
<input type="checkbox"/> white	155582
<input type="checkbox"/> beige	155583
<input type="checkbox"/> grey	1004774

Options	Prod. no.
<input checked="" type="checkbox"/> black/copper	156122
<input type="checkbox"/> white	156111
<input type="checkbox"/> beige	156113
<input type="checkbox"/> grey	1004775

Options	Prod. no.
<input checked="" type="checkbox"/> black/copper	1000580
<input type="checkbox"/> white	1000579

TENORA
CL, E27



220-240V 50/60Hz
Material: steel/textile

E27 <23W L: 14.8 cm

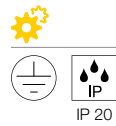
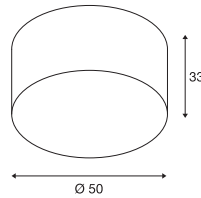
LED E27 | 9W | 220°
2700K | 800lm | EEK=F
9kWh/1000h

Prod. no. 1005301



Options	Prod. no.
3xE27	
■ black	156050
3xE27	
□ white	156051

SOPRANA
CL, E27



220-240V ~50/60Hz
Material: steel/textile

E27 <60W

LED E27 | 13.2W | 220°
2700K | 1300lm | EEK=F
13kWh/1000h

Prod. no. 1005302



Options	Prod. no.
3xE27	
■ beige	155373



156050 278



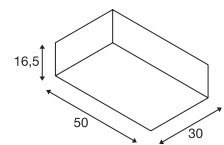
155373 278



1002945 279

ACCANTO
CL, E27

SOCKET INSIDE <40 W



IP 20

220-240V ~50/60Hz
Material: steel/textile



E27 <40W L: 13 cm



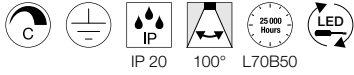
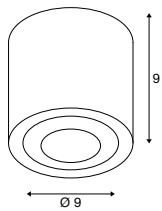
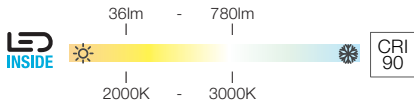
LED E27 | 9W | 220°
2700K | 800lm | EEK=F
9kWh/1000h



Prod. no. 1005301

Options	Prod. no.
2xE27	
■ black	1002944 ▼
2xE27	
□ white	1002945 ▼

OCULUS
CL, PHASE



220-240V ~50/60Hz | 250mA
Total wattage: 11W
Material: aluminium/glass


- Additional frosted lens included




1004666, 1004667	36-780lm 2000-3000K	

Options	Prod. no.
36-780lm 2000-3000K CRI90	
■ black	1004666
36-780lm 2000-3000K CRI90	
□ white	1004667

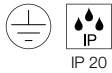
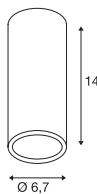
1004666 280



151811 281



ENOLA B
CL, QPAR51



220-240V ~50/60Hz
Material: aluminium



GU10 <35W L: 8.5 cm



LED GU10 51mm | 4W | 36°
4000K | 290lm | EEF=F
4kWh/1000h



Prod. no. 1004974

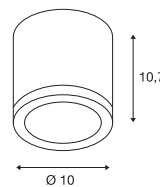
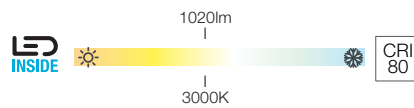


Decorative ring, black
Prod. no. 151840



Options	Prod. no.
1xGU10	
black	151810
1xGU10	
white	151811
1xGU10	
gold	151813

ENOLA C
CL



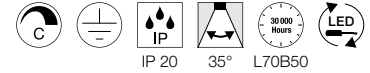
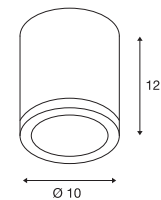
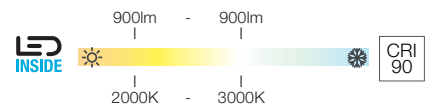
220-240V ~50/60Hz | 500mA
Total wattage: 11W
Material: aluminium



Options	Light Output	Color Temperature	Efficiency
152101	1020lm 3000K	A → G	A+ G E

Options	Prod. no.
1020lm 3000K CRI80	
white	152101

ENOLA C
CL, PHASE



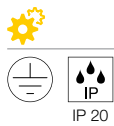
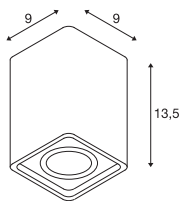
220-240V ~50/60Hz | 350mA
Total wattage: 15W
Material: aluminium/glass



Options	Light Output	Color Temperature	Efficiency
1000631	900lm 2000-3000K	A → G	A+ G F

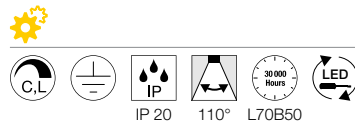
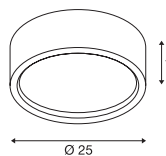
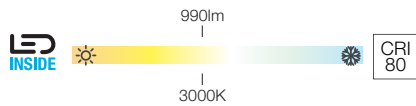
Options	Prod. no.
900lm 2000-3000K CRI90	
white	1000631

PLASTRA
CL, QPAR51



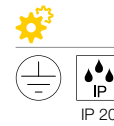
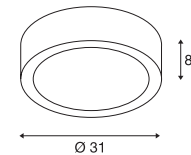
220-240V ~50/60Hz
Material: plaster/steel

PLASTRA
CL, PHASE



220-240V ~50/60Hz | 350mA
Total wattage: 15W
Material: plaster/steel

PLASTRA 105
CL, E27



220-240V ~50/60Hz
Material: plaster/glass

GU10 <35W

LED GU10 51mm | 4W | 36°
3000K | 280lm | EEK=F
4kWh/1000h

Prod. no. 1004973



		A → G
148005	990lm 3000K	A → F

Options Prod. no.
990lm | 3000K | CRI80
□ white 148005

E27 <25W
Diameter: 5 cm L: 14 cm

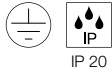
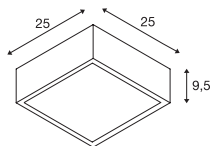
LED E27 | 8W | 240°
3000K | 880lm | EEK=E
8kWh/1000h

Prod. no. 1005289



Options Prod. no.
2xE27
□ white 148001

PLASTRA 104 CL, E27



220-240V ~50/60Hz
Material: plaster/glass



E27 <math><25\text{ W}</math>
Diameter: 5 cm L: 14 cm



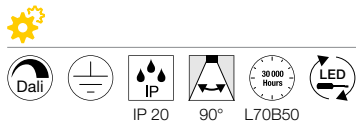
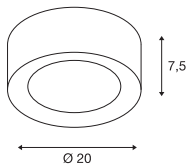
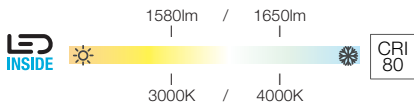
LED E27 | 8W | 240°
3000K | 880lm | EEK=E
8kWh/1000h

Prod. no. 1005289

Options	Prod. no.
2xE27	
<input type="checkbox"/> white	148002



FERA 25
CL, DALI



220-240V ~50/60Hz | 500mA
 Total wattage: 19.5W
 Material: polycarbonate (PC)/poly (methyl methacrylate) (PMMA)

1002968, 1002967	1580/1650lm 3000/4000K	

Options	Prod. no.
1580/1650lm 3000/4000K CRI80	
■ black	1002968
1580/1650lm 3000/4000K CRI80	
□ white/frosted	1002967

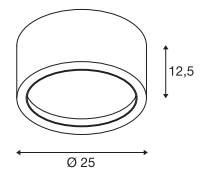
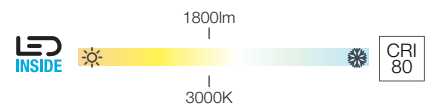
1002968 284





161461 285

FERA 25
CL



220-240V ~50/60Hz | 550mA
Total wattage: 23W
Material: aluminium/polystyrene (PS)



1001939, 161461	1800lm 3000K	

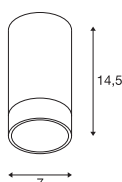
Options	Prod. no.
1800lm 3000K CRI80	
■ black	1001939
1800lm 3000K CRI80	
□ white	161461



ASTINA
CL, QPAR51



<10 W



220-240V ~50/60Hz
Material: aluminium

GU10 <10W



LED GU10 51mm | 4W | 36°
2700K | 270lm | EEK=G
4kWh/1000h



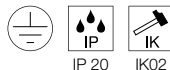
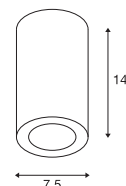
Prod. no. 1004972

Options	Prod. no.
1xGU10	
■ black	1002936
1xGU10	
□ white	1002934
1xGU10	
■ grey	1002935

NAGY 75
CL, QPAR51



<10 W



220-240V ~50/60Hz
Material: plaster

GU10 <10W




LED GU10 51mm | 4W | 36°
3000K | 280lm | EEK=F
4kWh/1000h



Prod. no. 1004973

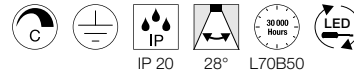
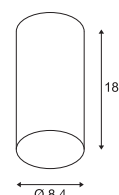
Options	Prod. no.
1xGU10	
□ white	1002965

ANELA
CL, PHASE



220lm - 750lm
3000K - 3000K

CRI 90



220-240V ~50/60Hz | 500mA
Total wattage: 10W
Material: aluminium

- Luminous flux with reflector 1000809 = 500lm
Luminous flux with reflector 1000810 = 620lm
Luminous flux with reflector 1000811 = 200lm
Luminous flux with reflector 1000812 = 600lm



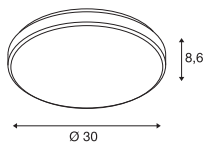
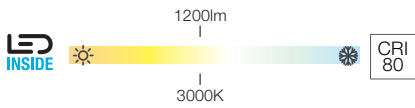
Prod. no.	Light output	Energy efficiency
1000807, 1000808	220-750lm 3000K	A → G



■ Reflector 28°	Prod. no. 1000809	
■ Reflector 28°	Prod. no. 1000810	
■ Reflector 28°	Prod. no. 1000811	
□ Reflector 28°	Prod. no. 1000812	

Options	Prod. no.
220-750lm 3000K CRI90	
■ black	1000807
220-750lm 3000K CRI90	
□ white	1000808

MARONA
WL, PHASE



INSIDE

IP 20 120° L70B50

200-240V ~50/60Hz | 430mA
Total wattage: 15W
Material: poly (methyl methacrylate) (PMMA)/steel

		A → G
155156	1200lm 3000K	A G E

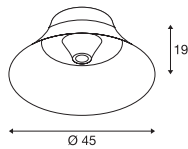
Options	Prod. no.
1200lm 3000K CRI80	
■ grey	155156

BATO 45
CW, E27



CKET INSIDE

<60 W



CKET INSIDE

IP 20

220-240V ~50/60Hz
Material: aluminium/steel

CKET INSIDE


E27 <60W

LED E27 | 7.5W | 180°
2700K | 720lm | EEK=F
8kWh/1000h

Prod. no. 1005305

CKET INSIDE

Options	Prod. no.
1xE27	
■ black	1000443
1xE27	
■ gold	1000445



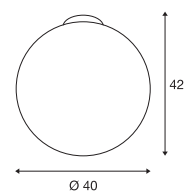
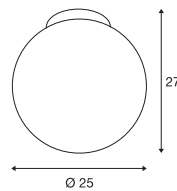


1000443 288

ROTOBALL 25
CL, E27




ROTOBALL 40
CL, E27



230V ~50Hz
Material: steel/polyethylene (PE)



230V ~50Hz
Material: steel/polyethylene (PE)



1002051 289

1002052 289



E27 <24W
Diameter: 6.5 cm



LED E27 | 9W | 220°
2700K | 800lm | EEK=F
9kWh/1000h

Prod. no. 1005301



E27 <24W
Diameter: 9.5 cm



LED E27 | 13.2W | 220°
2700K | 1300lm | EEK=F
13kWh/1000h

Prod. no. 1005302

Options	Prod. no.
1xE27	
<input type="checkbox"/> white	1002051

Options	Prod. no.
1xE27	
<input type="checkbox"/> white	1002052 ▼

FOR A RADIANT PERFORMANCE.

COMBINE WALL AND CEILING LIGHTS.

While ceiling lights set the tone for a lighting scheme, wall lights offer individual focus. That is why a combination offers the ideal holistic lighting solution, enabling so many options that there really is no limit to your creativity.



1002919 294

Wall and ceiling lights from the NUMINOS® down and spotlight system can be found on pages 72 to 73. Or for easy online configuration, visit: www.numinos.slv.com

1006093 + 1006170 78 + 79



WALL AND CEILING LIGHTS

 294	 294	 295	 296	 296	 296	 298	 299
 299	 300	 300	 300	 303	 303	 303	 303
 304	 304	 304	 304	 307	 307	 307	 308
 308	 308	 311	 311	 311	 312	 312	 312
 312	 315	 315	 315	 315	 316	 316	 316
 316	 318	 319	 319	 319	 320	 320	 320
 322	 322	 323	 323	 326	 326	 326	 329
 329	 329	 330	 330	 332	 332	 333	 334
 334	 336	 337	 337	 339	 339	 340	 340
 341							

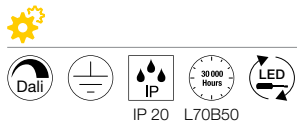
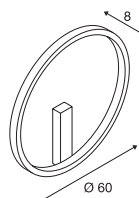
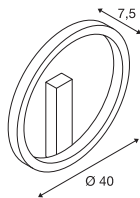
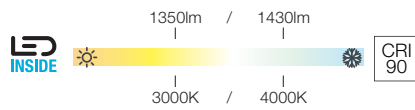
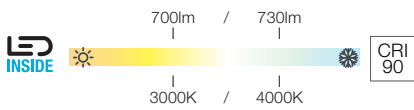



You can find more lights and variants at www.slv.com
 You can find manufacturer's details for our recommended lamps in the chapter 'Lamps', from page 808

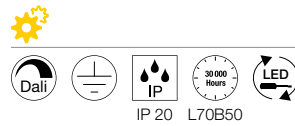
ONE 40
CW, DALI



ONE 60
WL, DALI



220-240V ~50/60Hz | 350mA
Total wattage: 14W
Material: aluminium/steel




220-240V ~50/60Hz | 600mA
Total wattage: 24W
Material: aluminium/steel

1002915, 1002917	700/730lm 3000/4000K	

1002918, 1002919	1350/1430lm 3000/4000K	

Options	Prod. no.
1350/1430lm 3000/4000K CRI90 Diameter: 40 cm	
■ black	1002915
1350/1430lm 3000/4000K CRI90 Diameter: 40 cm	
□ white	1002917

Options	Prod. no.
1350/1430lm 3000/4000K CRI90 Diameter: 60 cm	
■ black	1002918
1350/1430lm 3000/4000K CRI90 Diameter: 60 cm	
□ white	1002919



1002915 294

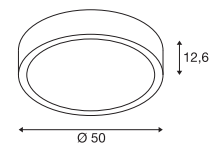




1002919 294

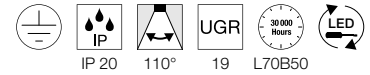


1002915 294

MALANG CW



1002858 295



100-240V ~50/60Hz | 24V
 Total wattage: 39W
 Material: aluminium / polyethylene (PE)

- Can be controlled and dimmed with SLV VALETO remote control 1002994 or Gateway 1002411
- Ring light and panel can be controlled separately (Zigbee 3.0)



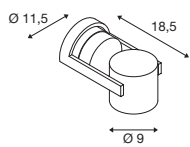
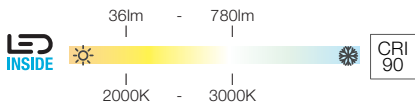

The energy efficiency class information for this product was not available at the time of printing. The latest product data can always be found at www.slv.com



■ Suspension set 1.5m Prod. no. 135250	
□ Suspension set 1.5m Prod. no. 135251	
■ Suspension set 1.5m Prod. no. 135254	
□ Suspension set 5m Prod. no. 1001950	
■ Suspension set 5m Prod. no. 1001951	
■ Suspension set 5m Prod. no. 1001952	
□ SLV VALETO® Remote control, CCT/RGBW Prod. no. 1002994	

Options	Prod. no.
Ring: 350lm RGB+W (3000K) CRI>80	
Panel: 2100-2400lm 2700-6500K CRI>80	
□ white	1002858

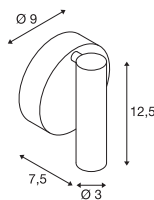
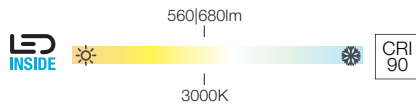

OCULUS
CW, PHASE



220-240V ~50/60Hz | 250mA
Total wattage: 11W
Material: aluminium/glass

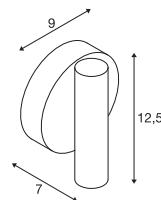
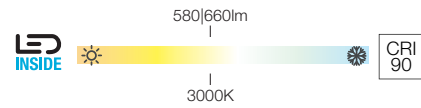

• Additional frosted lens included

KARPO 30
CW, single



220-240V ~50/60Hz | 500mA
Total wattage: 9.3W
Material: aluminium/steel

KARPO 30
CW, single, PHASE



220-240V ~50/60Hz | 500mA
Total wattage: 9W
Material: aluminium/steel

1004664, 1004665	36-780lm 2000-3000K	

Options	Prod. no.
36-780lm 2000-3000K CRI90	
■ black	1004664
36-780lm 2000-3000K CRI90	
□ white	1004665

152330, 152331	560lm 680lm 3000K	

Options	Prod. no.
560lm 3000K CRI90	
■ black	152330
680lm 3000K CRI90	
□ white	152331

1001495, 1001496	580lm 660lm 3000K	

Options	Prod. no.
580lm 3000K CRI90	
■ black	1001495
660lm 3000K CRI90	
□ white	1001496



1004664 296

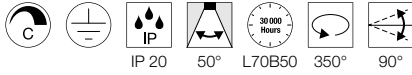
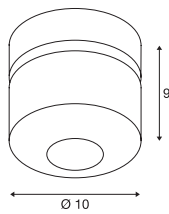
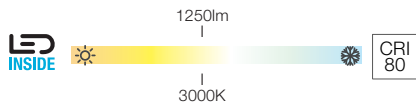


1004665 296



1001495 296

TOTHEE
CW, PHASE



220-240V ~50/60Hz | 350mA
Total wattage: 17W
Material: aluminium/plastic



1000426, 1000427	1250lm 3000K	

Options	Prod. no.
1250lm 3000K CRI80	
■ black	1000426
1250lm 3000K CRI80	
■ white/black	1000427

1000247 298





156501 299

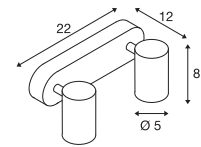
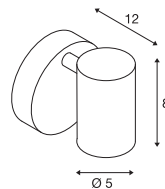
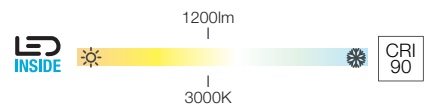
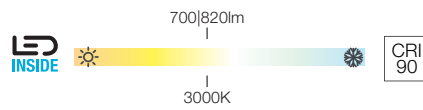


156510 299

HELIA
CW, single, PHASE



HELIA
CW, double, PHASE



220-240V ~50/60Hz | 500mA
Total wattage: 10W
Material: aluminium

220-240V ~50/60Hz | 500mA
Total wattage: 17W
Material: aluminium

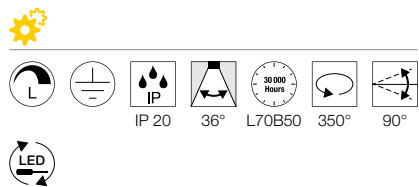
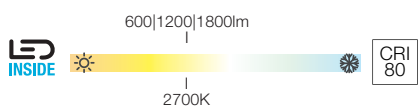
156500, 156501	700lm 820lm 3000K	

156510, 156511	1200lm 3000K	

Options	Prod. no.
700lm 3000K CRI90	
■ black	156500
820lm 3000K CRI90	
□ white	156501

Options	Prod. no.
1200lm 3000K CRI90	
■ black	156510
1200lm 3000K CRI90	
□ white	156511

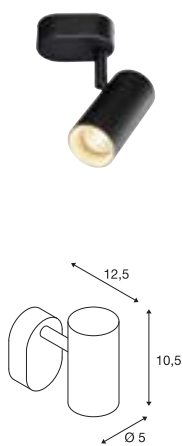
NOBLO
CW, PHASE



220-240V ~50/60Hz | 350mA
Material: aluminium



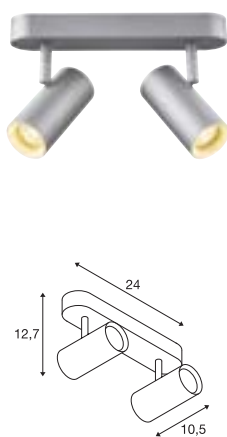
NOBLO
CW, single, PHASE



1002969, 1002970, 1002971	600lm 2700K	

Options	Prod. no.
600lm 2700K CRI80	
■ black	1002969
600lm 2700K CRI80	
□ white	1002970
600lm 2700K CRI80	
■ silver	1002971

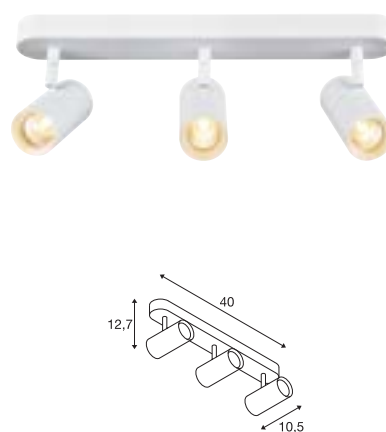
NOBLO
CW, double, PHASE



1002973, 1002974, 1002975	1200lm 2700K	

Options	Prod. no.
1200lm 2700K CRI80	
■ black	1002973
1200lm 2700K CRI80	
□ white	1002974
1200lm 2700K CRI80	
■ silver	1002975

NOBLO
CW, triple, PHASE



1002976, 1002977, 1002978	1800lm 2700K	

Options	Prod. no.
1800lm 2700K CRI80	
■ black	1002976
1800lm 2700K CRI80	
□ white	1002977
1800lm 2700K CRI90	
■ silver	1002978



1002974 300



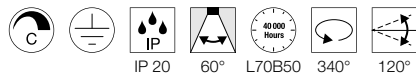
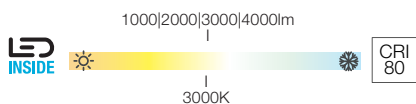


1000136 303

1000130 303

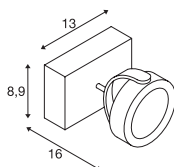


KALU
CW, PHASE



220-240V ~50/60Hz | 350mA
Material: aluminium/polycarbonate (PC)

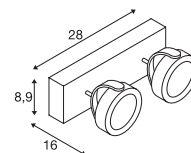
KALU
CW, single, PHASE



1000127, 1000128	1000lm 3000K	

Options	Prod. no.
1000lm 3000K 60° CRI80	
■ black	1000127
■ 1000lm 3000K 60° CRI80	
■ white/black	1000128

KALU
CW, double, PHASE

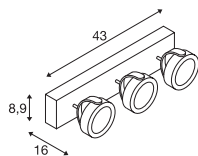


1000129, 1000130	2000lm 3000K	

Options	Prod. no.
2000lm 3000K 60° CRI80	
■ black	1000129
■ 2000lm 3000K 60° CRI80	
■ white/black	1000130



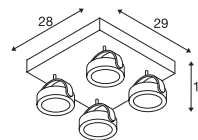
KALU
CW, triple, PHASE



1000131, 1000132	3000lm 3000K	

Options	Prod. no.
3000lm 3000K 60° CRI80	
■ black	1000131
■ 3000lm 3000K 60° CRI80	
■ white/black	1000132

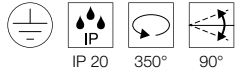
KALU
CW, quad, PHASE



1000135, 1000136	4000lm 3000K	

Options	Prod. no.
4000lm 3000K 60° CRI80	
■ black	1000135
■ 4000lm 3000K 60° CRI80	
■ white/black	1000136

KALU
CW, QPAR111



220-240V ~50/60Hz
Material: aluminium



GU10 <75W

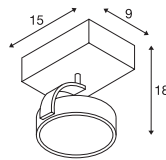


QPAR111 | 8W | 38°
2700K | 680lm | EEF=F
8kWh/1000h



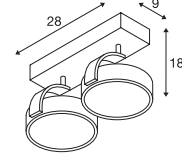
Prod. no. 1005274

KALU
CW, single, QPAR111



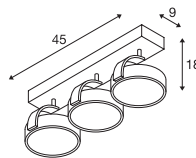
Options	Prod. no.
1xGU10	
■ black	1000702
1xGU10	
□ white	147301
1xGU10	
■ aluminium	147306

KALU
CW, double, QPAR111



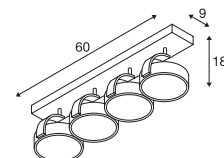
Options	Prod. no.
2xGU10	
■ black	1000703
2xGU10	
□ white	147311
2xGU10	
■ aluminium	147316

KALU
CW, triple, QPAR111



Options	Prod. no.
3xGU10	
■ black	1000704
3xGU10	
□ white	147321
3xGU10	
■ aluminium	147326

KALU
CW, quad, QPAR111



Options	Prod. no.
4xGU10	
■ black	1002023
4xGU10	
□ white	1002024
4xGU10	
■ aluminium	1002025






1002024 304



1000702 304



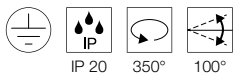
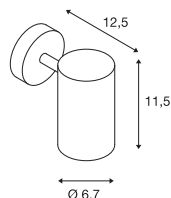


152013 307



152023 307

ENOLA B
CW, single, QPAR51



220-240V ~50/60Hz
Material: aluminium/steel

- Decorative ring in light colour included
- Optional black decorative ring available as an accessory



GU10 <50W L: 6.7 cm



LED GU10 51mm | 4W | 36°
3000K | 280lm | EEK=F
4kWh/1000h

Prod. no. 1004973

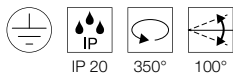
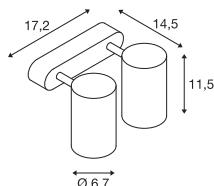


■ Decorative ring, black
Prod. no. 151840



Options	Prod. no.
1xGU10	
■ black	152010
□ white	152011
■ gold	152013

ENOLA B
CW, double, QPAR51



220-240V ~50/60Hz
Material: aluminium/steel

- Decorative ring in light colour included
- Optional black decorative ring available as an accessory



GU10 <50W L: 6.7 cm



LED GU10 51mm | 4W | 36°
4000K | 290lm | EEK=F
4kWh/1000h

Prod. no. 1004974

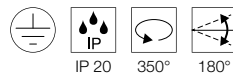
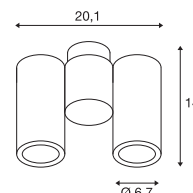



■ Decorative ring, black
Prod. no. 151840



Options	Prod. no.
2xGU10	
■ black	152020
□ white	152021
■ gold	152023

ENOLA B
CW, double, QPAR51



220-240V ~50/60Hz
Material: aluminium/steel

- Decorative ring in light colour included
- Optional black decorative ring available as an accessory



GU10 <50W L: 8 cm



LED GU10 51mm | 6W | 38°
3000K | 470lm | EEK=F
6kWh/1000h

Prod. no. 1005079

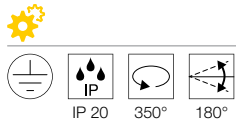
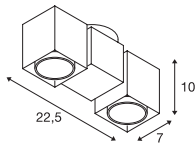


■ Decorative ring, black
Prod. no. 151840



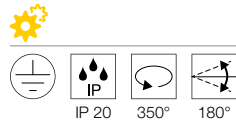
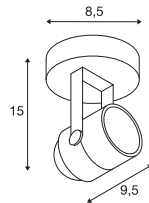
Options	Prod. no.
2xGU10	
■ black	151830
□ white	151831

ALTRA DICE
CW, double, QPAR51



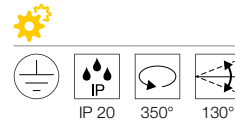
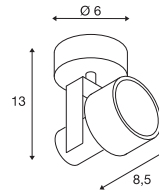
220-240V ~50/60Hz
Material: aluminium/steel

SPOT 79
CW, QPAR51



220-240V ~50/60Hz
Material: aluminium

INDA
CW, QPAR51



220-240V ~50/60Hz
Material: aluminium

GU10 <50W

GU10 <50W
Diameter: 5 cm L: 5.7 cm

GU10 <50W
Diameter: 5 cm L: 5.7 cm

LED GU10 51mm | 4W | 36°
3000K | 280lm | EEK=F
4kWh/1000h

Prod. no. 1004973

LED GU10 51mm | 4W | 36°
2700K | 270lm | EEK=G
4kWh/1000h

Prod. no. 1004972

LED GU10 51mm | 6W | 38°
3000K | 470lm | EEK=F
6kWh/1000h

Prod. no. 1005078

Options	Prod. no.
2xGU10	
■ black	1002215
2xGU10	
□ white	151531
2xGU10	
■ grey/black	151534

Options	Prod. no.
1xGU10	
■ black	132020
1xGU10	
□ white	132021
1xGU10	
■ grey	132024

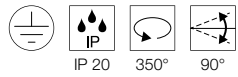
Options	Prod. no.
1xGU10	
■ black	147550
1xGU10	
□ white	147551
1xGU10	
■ aluminium	147559



147414 311



ASTO TUBE



230V ~50Hz
Material: aluminium



GU10 50W
Diameter: 6.4 cm L: 8.1 cm

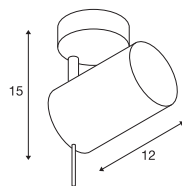


LED GU10 51mm | 4W | 36°
3000K | 280lm | EEK=F
4kWh/1000h

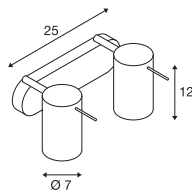
Prod. no. 1004973



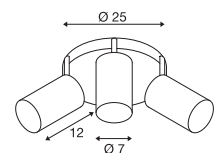
ASTO TUBE
CW, single, QPAR51



ASTO TUBE
CW, double, QPAR51



ASTO TUBE
CW, triple, QPAR51



Options	Prod. no.
1xGU10 □ white	147411 ▼

Options	Prod. no.
2xGU10 □ white	147412 ▼

Options	Prod. no.
3xGU10 □ white	147414 ▼

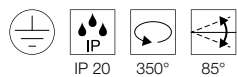
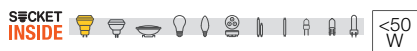
PURI
CW, QPAR51



PURI
CW, single, QPAR51



PURI
CW, double, QPAR51

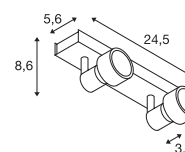
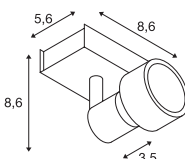


230V ~50Hz
Material: aluminium/steel

- Decorative ring included

LED GU10 <50W

LED GU10 51mm | 4W | 36°
2700K | 270lm | EEC=G
4kWh/1000h



Options	Prod. no.
1xGU10	
■ black	147360
1xGU10	
□ white	147361

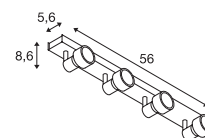
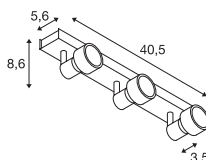
Options	Prod. no.
2xGU10	
■ black	147370
2xGU10	
□ white	147371



PURI
CW, triple, QPAR51



PURI
CW, quad, QPAR51



Options	Prod. no.
3xGU10	
■ black	147380
3xGU10	
□ white	147381

Options	Prod. no.
4xGU10	
■ black	1002029
4xGU10	
□ white	1002030



1002030 312



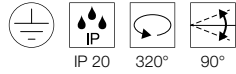


1000892 315



1000887 315

AVO
CW, QPAR51



230V ~50Hz
Material: steel



GU10 <math><50\text{W}</math>

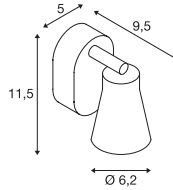


LED GU10 51mm | 4W | 36°
2700K | 270lm | EEK=G
4kWh/1000h

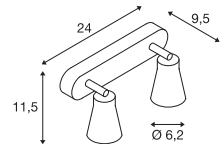


Prod. no. 1004972

AVO
CW, single, QPAR51




AVO
CW, double, QPAR51

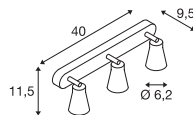


Options	Prod. no.
1xGU10	
■ black	1000886
1xGU10	
□ white	1000887

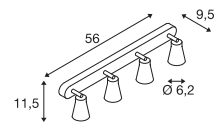
Options	Prod. no.
2xGU10	
■ black	1000889
2xGU10	
□ white	1000890



AVO
CW, triple, QPAR51



AVO
CW, quad, QPAR51








Options	Prod. no.
3xGU10	
■ black	1000892
3xGU10	
□ white	1000893

Options	Prod. no.
4xGU10	
■ black	1000895
4xGU10	
□ white	1000896

ASTO
CW, QPAR51




SOCKET INSIDE              <75 W

    
IP 20 330° 90°

220-240V ~50/60Hz
Material: aluminium

- Decorative ring included

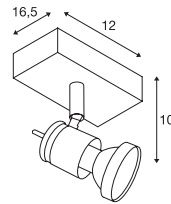
 GU10 <75W

 LED GU10 51mm | 4W | 36°
3000K | 280lm | EEF=F
4kWh/1000h

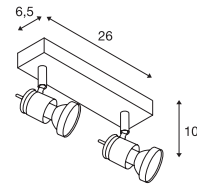



Prod. no. 1004973


ASTO
CW, single, QPAR51



ASTO
CW, double, QPAR51

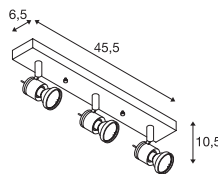



Options	Prod. no.
1xGU10	
 brushed aluminium	147441

Options	Prod. no.
2xGU10	
 brushed aluminium	147442

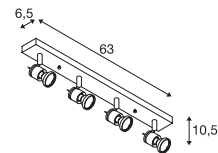



ASTO
CW, triple, QPAR51



Options	Prod. no.
3xGU10	
 brushed aluminium	147443

ASTO
CW, quad, QPAR51



Options	Prod. no.
4xGU10	
 brushed aluminium	147444



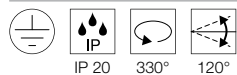
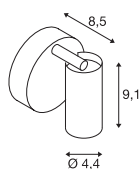
147443 316



FITU
CW, E27



SOCKET INSIDE <60 W



220-240V ~50/60Hz
Material: aluminium/steel



E27 <60W



LED E27 | 7,5W | 320°
2500K | 700lm | EEK=F
8kWh/1000h




Prod. no. 1005265

Options	Prod. no.
1xE27	
■ black	1002585
1xE27	
□ white	1002584 ▼



1002584 318



1004705 319

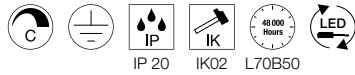
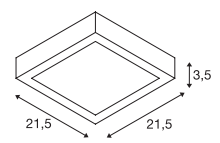
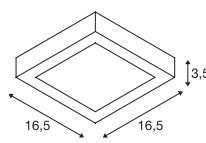
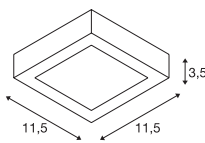

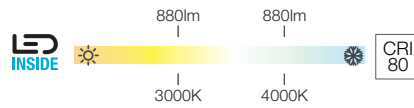
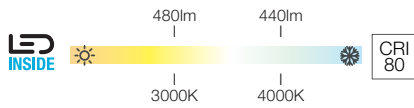
SENSER 12
CW, square, PHASE



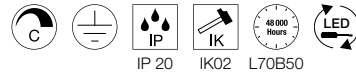
SENSER 18
CW, square, PHASE



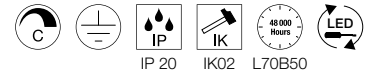
SENSER 24
CW, square, PHASE



220-240V ~50/60Hz | 200mA
Total wattage: 8.2W
Material: aluminium



220-240V ~50/60Hz | 350mA
Total wattage: 12W
Material: aluminium



220-240V ~50/60Hz | 500mA
Total wattage: 15W
Material: aluminium



1003017, 1004703	480lm 440lm 3000K 4000K	

Options	Prod. no.
480lm 3000K CRI80 <input type="checkbox"/> white	1003017
440lm 4000K CRI80 <input type="checkbox"/> white	1004703



1003018, 1004704	880lm 880lm 3000K 4000K	

Options	Prod. no.
880lm 3000K CRI80 <input type="checkbox"/> white	1003018
880lm 4000K CRI90 <input type="checkbox"/> white	1004704



1003019, 1004705	1200lm 1240lm 3000K 4000K	

Options	Prod. no.
1200lm 3000K CRI90 <input type="checkbox"/> white	1003019
1240lm 4000K CRI90 <input type="checkbox"/> white	1004705

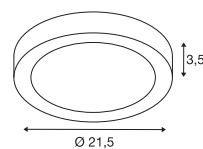
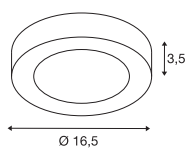
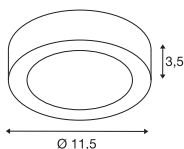
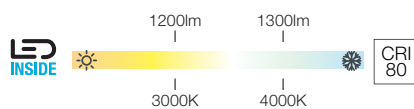
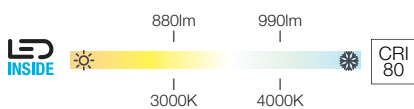
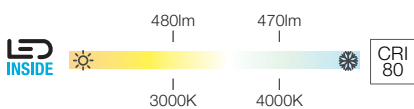
SENSER 12
CW, round, PHASE



SENSER 18
CW, round, PHASE



SENSER 24
CW, round, PHASE



220-240V ~50/60Hz | 200mA
Total wattage: 8.2W
Material: aluminium

220-240V ~50/60Hz | 350mA
Total wattage: 12W
Material: aluminium

220-240V ~50/60Hz | 500mA
Total wattage: 15W
Material: aluminium

1003014, 1004700	480lm 470lm 3000K 4000K	

1003015, 1004701	880lm 990lm 3000K 4000K	

1003016, 1004702	1200lm 1300lm 3000K 4000K	

Options	Prod. no.
480lm 3000K CRI80 <input type="checkbox"/> white	1003014
470lm 4000K CRI90 <input type="checkbox"/> white	1004700

Options	Prod. no.
880lm 3000K CRI80 <input type="checkbox"/> white	1003015
990lm 4000K CRI90 <input type="checkbox"/> white	1004701

Options	Prod. no.
1200lm 3000K CRI80 <input type="checkbox"/> white	1003016
1300lm 4000K CRI90 <input type="checkbox"/> white	1004702

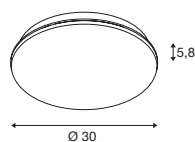
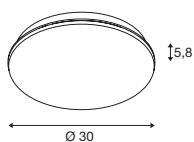
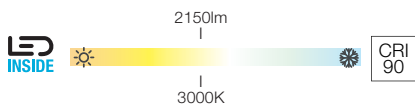
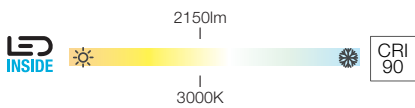


1004700/01/02 320

SIMA
CW, round, sensor



SIMA
CW, round, PHASE



IP 44 120° L70B50 12

IP 44 120° L70B50 12

220-240V ~50/60Hz | 350mA
Total wattage: 24W
Material: polycarbonate (PC)

220-240V ~50/60Hz | 350mA
Total wattage: 24W
Material: polycarbonate (PC)

1005086	2150lm 3000K	

1005085	2150lm 3000K	

Options	Prod. no.
2150lm 3000K CRI90 <input type="checkbox"/> white	1005086

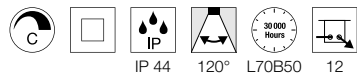
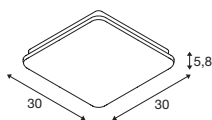
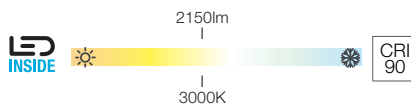
Options	Prod. no.
2150lm 3000K CRI90 <input type="checkbox"/> white	1005085





1005088 323

SIMA
CW, square, sensor



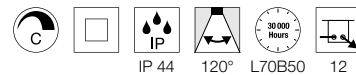
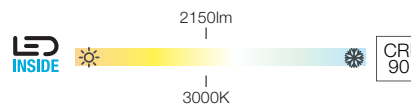
220-240V ~50/60Hz | 350mA
Total wattage: 24W
Material: polycarbonate (PC)



1005088	2150lm 3000K	

Options	Prod. no.
2150lm 3000K CRI90	
<input type="checkbox"/> white	1005088

SIMA
CW, square, PHASE



220-240V ~50/60Hz | 350mA
Total wattage: 24W
Material: polycarbonate (PC)





1005087	2150lm 3000K	

Options	Prod. no.
2150lm 3000K CRI90	
<input type="checkbox"/> white	1005087

LIPSY® LUMINAIRE FAMILY.

THE COLOURS YOU WANT.

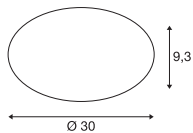
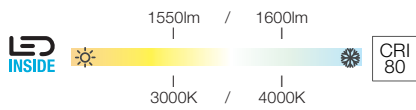
	LIPSY® 30 Dome	LIPSY® 40 Dome	LIPSY® 50 Dome	
Example				
Lamp				
Sensor	-	-	-	
Size	Diameter: 30 cm	Diameter: 35 cm	Diameter: 40 cm	
Colour temperature	3000K 4000K	3000K 4000K	3000K 4000K	 <p>With this LIPSY® variant you can select/change the colour temperature yourself!</p>
Light colour	1400/1600lm	1800/2000lm	2200/2400lm	
Control dimmable	-	-	-	

	LIPSY® 40 CW, Drum, DALI	LIPSY® 50 CW, Drum, DALI	
Example			
Lamp			
Sensor	-	-	
Size	Diameter: 35 cm	Diameter: 40 cm	
Colour temperature	3000K 4000K	3000K 4000K	 <p>With this LIPSY® variant you can select/change the colour temperature yourself!</p>
Light colour	1800/2000lm	2200/2400lm	
Control dimmable			



	LIPSY® 30 Drum	LIPSY® 40 Drum	LIPSY® 50 Drum	
Example				  With this LIPSY® variant you can select/change the colour temperature yourself!
Lamp				
Sensor	-	-	-	
Size	Diameter: 30 cm	Diameter: 35 cm	Diameter: 40 cm	
Colour temperature	3000K 4000K	3000K 4000K	3000K 4000K	
Light colour	1400/1600lm	1800/2000lm	2200/2400lm	
Control dimmable	-	-	-	

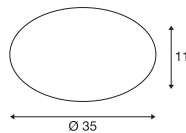
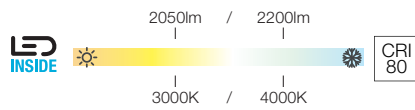
LIPSY® 30
CW, Dome



IP 44 110° L70B50

220-240V ~50/60Hz | 350mA
Total wattage: 13.5W
Material: aluminium/polycarbonate (PC)

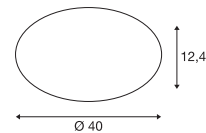
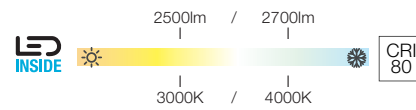
LIPSY® 40
CW, Dome



IP 44 110° L70B50

220-240V ~50/60Hz | 500mA
Total wattage: 17.5W
Material: aluminium/polycarbonate (PC)

LIPSY® 50
CW, Dome



IP 44 110° L70B50

220-240V ~50/60Hz | 500mA
Total wattage: 20W
Material: aluminium/polycarbonate (PC)

1002020	1550/1600lm 3000/4000K	

Options **Prod. no.**
1550/1600lm | 3000/4000K | CRI80
 white **1002020**

1002021	2050/2200lm 3000/4000K	


Options **Prod. no.**
2050/2200lm | 3000/4000K | CRI80
 white **1002021**

1002022	2500/2700lm 3000/4000K	

Options **Prod. no.**
2500/2700lm | 3000/4000K | CRI80
 white **1002022**



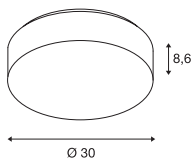
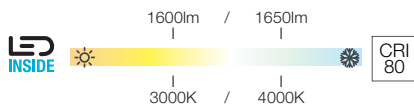
1002022 326



1002076 329

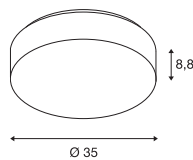


LIPSY® 30
CW, Drum



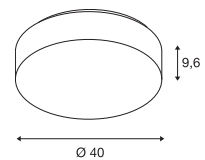
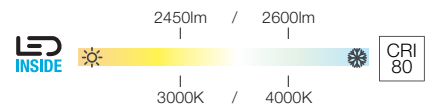
220-240V ~50/60Hz | 350mA
Total wattage: 13.5W
Material: aluminium/polycarbonate (PC)

LIPSY® 40
CW, Drum



220-240V ~50/60Hz | 500mA
Total wattage: 17.5W
Material: aluminium/polycarbonate (PC)

LIPSY® 50
CW, Drum



220-240V ~50/60Hz | 500mA
Total wattage: 20W
Material: aluminium/polycarbonate (PC)



1002075	1600/1650lm 3000/4000K	

Options **Prod. no.**
1600/1650lm | 3000/4000K | CRI80
 white **1002075**



1002076	2100/2300lm 3000/4000K	

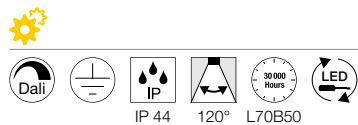
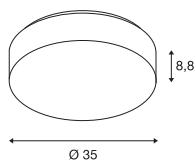
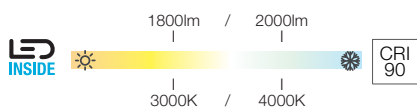
Options **Prod. no.**
2100/2300lm | 3000/4000K | CRI80
 white **1002076**



1002077	2450/2600lm 3000/4000K	

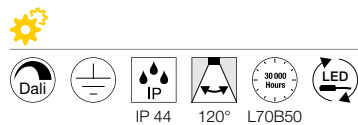
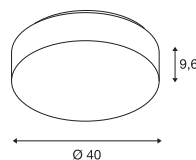
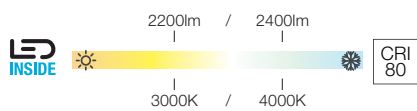
Options **Prod. no.**
2450/2600lm | 3000/4000K | CRI80
 white **1002077**

LIPSY® 40
CW, Drum, DALI



220-240V ~50/60Hz | 500mA
Total wattage: 18W
Material: aluminium/polycarbonate (PC)

LIPSY® 50
CW, Drum, DALI



220-240V ~50/60Hz | 500mA
Total wattage: 21W
Material: aluminium/polycarbonate (PC)

1002940	1800/2000lm 3000/4000K	

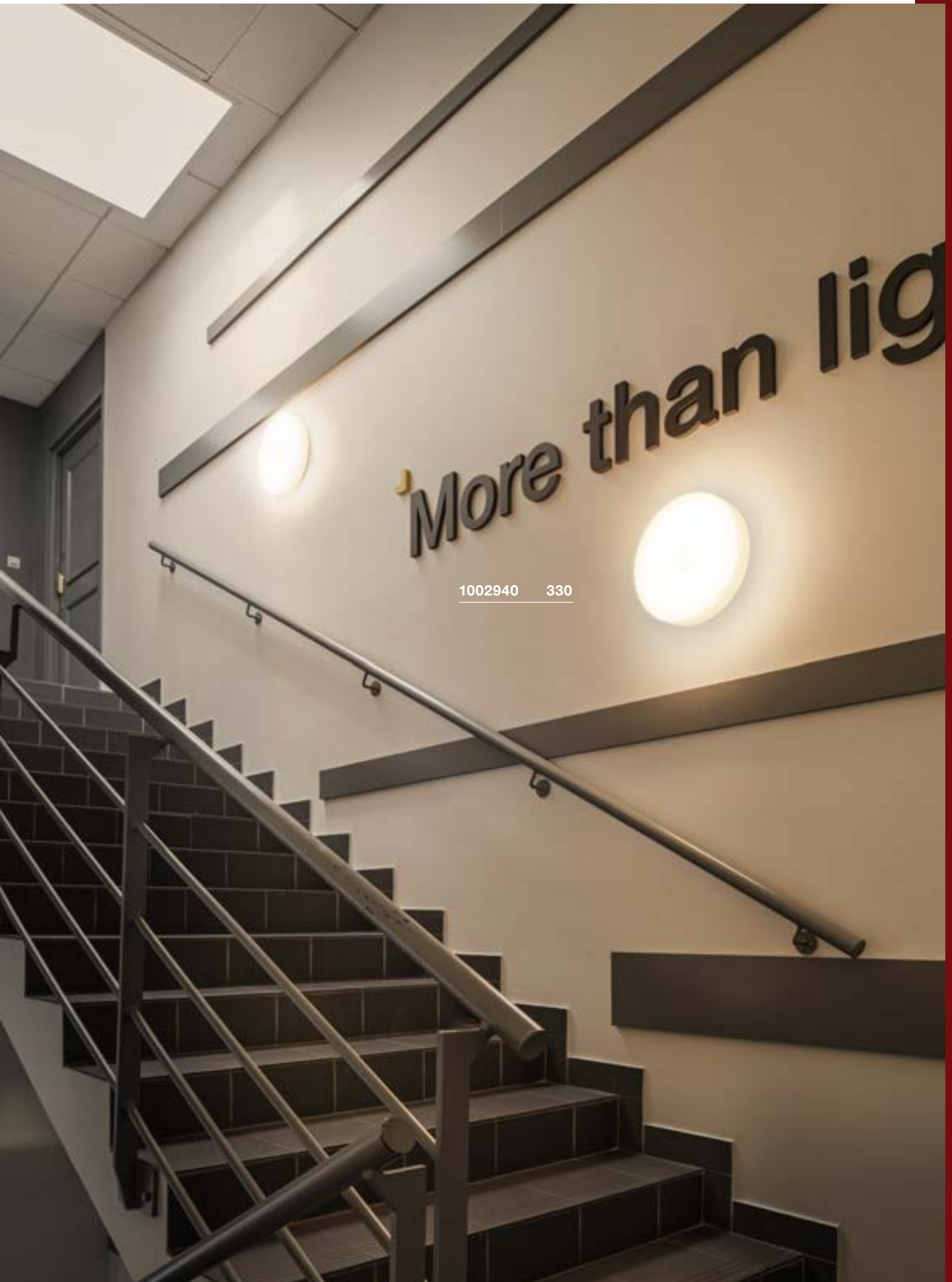
1002941	2200/2400lm 3000/4000K	

Options **Prod. no.**
1800/2000lm | 3000/4000K | CRI90
□ white **1002940**

Options **Prod. no.**
2200/2400lm | 3000/4000K | CRI80
□ white **1002941**

1002940 330

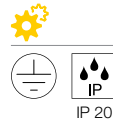
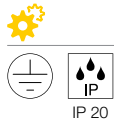
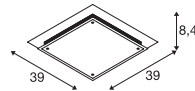
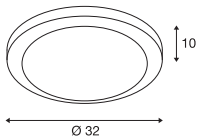





1002940 330


MELAN
CW, E27


GLASSA
CW, square, E27



230V ~50Hz
Material: aluminium/glass

220-240V ~50/60Hz
Material: steel/glass

 E27 <60W
Diameter: 7 cm L: 16 cm

 E27 <60W
Diameter: 4.8 cm L: 14.8 cm

 LED E27 | 13.2W | 220°
2700K | 1300lm | EEK=F
13kWh/1000h

 LED E27 | 8W | 240°
3000K | 880lm | EEK=E
8kWh/1000h

Prod. no. 1005302

Prod. no. 1005289

Options	Prod. no.
1xE27	
aluminium	155236

Options	Prod. no.
2xE27	
silver	155180

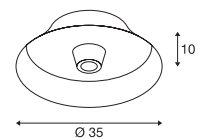




1000746 333

BATO 35
CW, E27

SOCKET INSIDE                <60 W



IP 20

220-240V ~50/60Hz
Material: aluminium/steel





E27 <60W



LED E27 | 7.5W | 180°
2700K | 720lm | EEC=F
8kWh/1000h

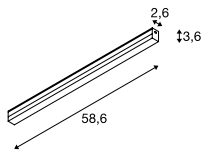
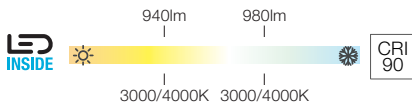


Prod. no. 1005305

Options	Prod. no.
1xE27	
 black	1000746
1xE27	
 brass	1000748

BATTEN 60
CW

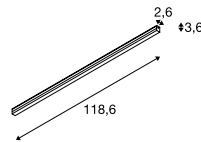
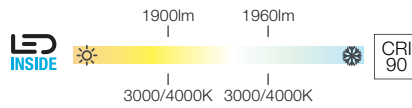
NEW



220-240V ~50/60Hz | 110mA
Total wattage: 9W
Material: polycarbonate (PC)

BATTEN 120
CW

NEW



220-240V ~50/60Hz | 220mA
Total wattage: 18W
Material: polycarbonate (PC)

1006123	940/980lm 3000/4000K	

Options | **Prod. no.**
940/980lm | 3000/4000K | CRI90
 white | **1006123**

1006124	1900/1960lm 3000/4000K	

Options | **Prod. no.**
1900/1960lm | 3000/4000K | CRI90
 white | **1006124**

Feed-in cable
Polyvinyl chloride (PVC)
150 cm cable length



Options | **Prod. no.**
 white | **1006125**

Mounting clips
Polyvinyl chloride (PVC)



Options | **Prod. no.**
 white | **1006126**

Cable connector
Polyvinyl chloride (PVC)
60 cm cable length



Options | **Prod. no.**
 white | **1006127**

Direct connector
Polyvinyl chloride (PVC)
60 cm cable length



Options | **Prod. no.**
 white | **1006128**

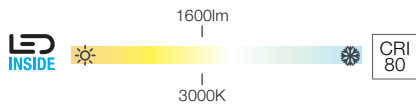


1006124 334

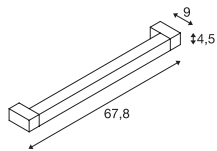
LONG GRILL
CW



1001020 336



CRI 80



220-240V ~50/60Hz | 700mA
Total wattage: 20W
Material: aluminium/acrylic



1001020, 1001019	1600lm 3000K	

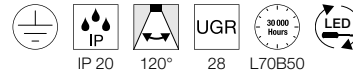
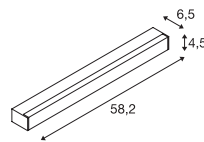
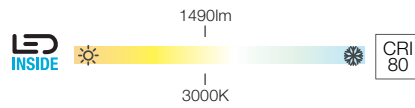

Options	Prod. no.
1600lm 3000K CRI80	
■ black	1001020
1600lm 3000K CRI80	
□ white	1001019





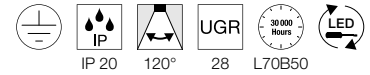
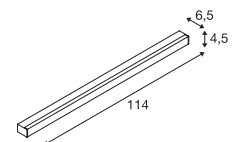
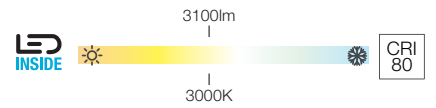


1001286 337

SIGHT 60
CW



220-240V ~50/60Hz | 700mA
Total wattage: 20W
Material: aluminium/acrylic

SIGHT 115
CW



220-240V ~50/60Hz | 700mA
Total wattage: 38W
Material: aluminium/acrylic



1001283, 1001284, 1001285	1490lm 3000K	



1001286, 1001287, 1001288	3100lm 3000K	

Options	Prod. no.
1490lm 3000K CRI80	
■ black	1001283
1490lm 3000K CRI80	
□ white	1001284
1490lm 3000K CRI80	
■ grey	1001285

Options	Prod. no.
3100lm 3000K CRI80	
■ black	1001286
3100lm 3000K CRI80	
□ white	1001287
3100lm 3000K CRI80	
■ grey	1001288



BENA Video



bit.ly/slv-bena





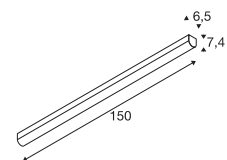
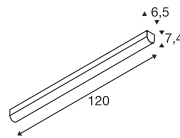
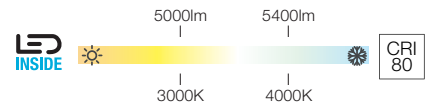
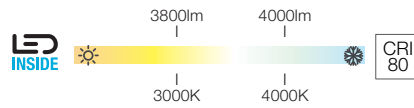

631337 339



631339 339

BENA 120
CW

BENA 150
CW



220-240V ~50/60Hz | 700mA
Total wattage: 28W
Material: Polymethylacrylate (PMMA)/steel



220-240V ~50/60Hz | 700mA
Total wattage: 36W
Material: Polymethylacrylate (PMMA)/steel



631337, 631347	3800lm 4000lm 3000K 4000K	



631339, 631349	5000lm 5400lm 3000K 4000K	

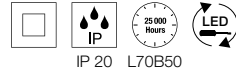
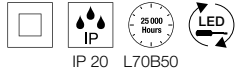
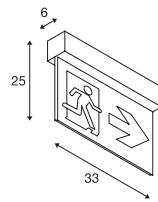
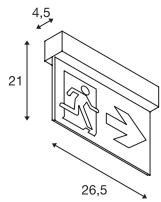
Options	Prod. no.
3800lm 3000K CRI80	
<input type="checkbox"/> white	631337
4000lm 4000K CRI80	
<input type="checkbox"/> white	631347

Options	Prod. no.
5000lm 3000K CRI80	
<input type="checkbox"/> white	631339
5400lm 4000K CRI80	
<input type="checkbox"/> white	631349

P-LIGHT
CW



P-LIGHT
CW



220-240V ~50Hz
Total wattage: 3.5W
Material: ABS / polycarbonate (PC)

220-240V ~50/60Hz
Total wattage: 4W
Material: ABS / polycarbonate (PC)

- Perception distance 24 m. 3 escape route signs (right/left/down) and 1 white foil included. Emergency light with built-in Ni-Mh battery. With automatic self-test. Emergency operating time 3 hrs. Luminance >15cd/ m². Operating mode: continuous operation/standby

- Perception distance 30 m. 3 escape route signs (right/left/down) and 1 white foil included. Emergency light with built-in Ni-Mh battery. With automatic self-test. Emergency operating time 3 hrs. Luminance >15cd/ m². Operating mode: continuous operation/standby



- Pictogram foil
Prod. no. 240007
- Accumulator
Prod. no. 240020



- Pictogram foil
Prod. no. 240008
- Accumulator
Prod. no. 240021



Options	Prod. no.
32lm 6000K CRI80	
□ white	240000

Options	Prod. no.
32lm 6000K CRI70	
□ white	240002

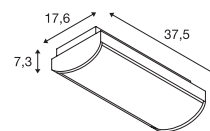




240004 341



P-LIGHT
CW



220-240V ~50Hz
Total wattage: 6.5W
Material: polycarbonate (PC)

- Perception distance 30 m. For use as emergency lighting. Auto-test function. Ni-Mh battery 2x 3.6V 1.0Ah included. Emergency operation via battery 2 hrs. Escape route sign optionally available and can be used as emergency sign light.

Pictogram foil

Material: polypropylene (PP)
W: 24 cm H: 13.1 cm



4-part pictogram set for insertion

Options Prod. no.

■ green

240007

Pictogram foil

Material: polypropylene (PP)
W: 35.3 cm H: 16.5 cm



3-part pictogram set for insertion
(up, down, right)

Options Prod. no.

■ green

240009

Pictogram foil

Material: polypropylene (PP)
W: 30 cm H: 16.1 cm



3-part pictogram set for insertion

Options Prod. no.

■ green

240008

Pictogram foil

Material: polypropylene (PP)
W: 35.3 cm H: 16.5 cm



2-part pictogram set for insertion
(right diagonal up/right diagonal down)

Options Prod. no.

■ green

240010



■ Pictogram foil
Prod. no. 240009



■ Pictogram foil
Prod. no. 240010



■ Accumulator
Prod. no. 240022



Options Prod. no.

100lm | 6000K | CRI70
□ white

240004

DEEPLY ROOTED.

RECESSED LIGHTS OFFER IMPRESSIVE RADIANCE.

Be it focused or wide angle, fixed or pivoting, recessed lights are a key component in many lighting concepts and a great alternative to free-hanging lights. Why? Because they adapt to any environment, ensuring plenty of design flexibility.

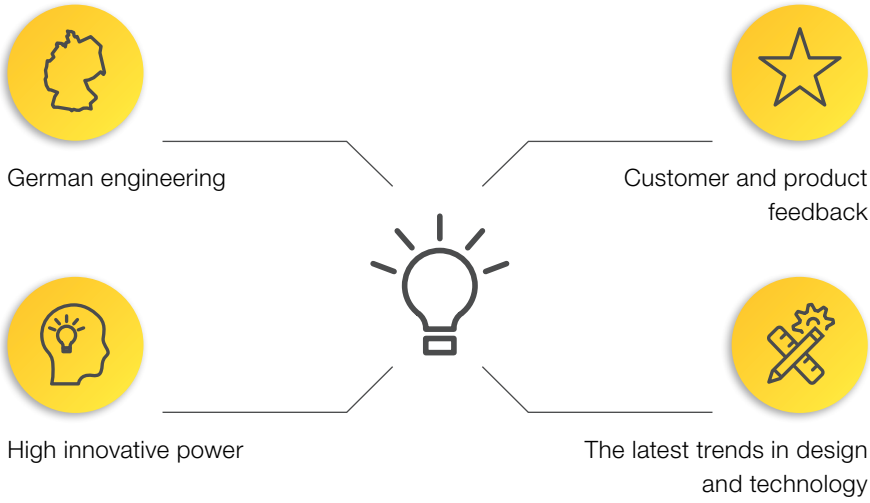




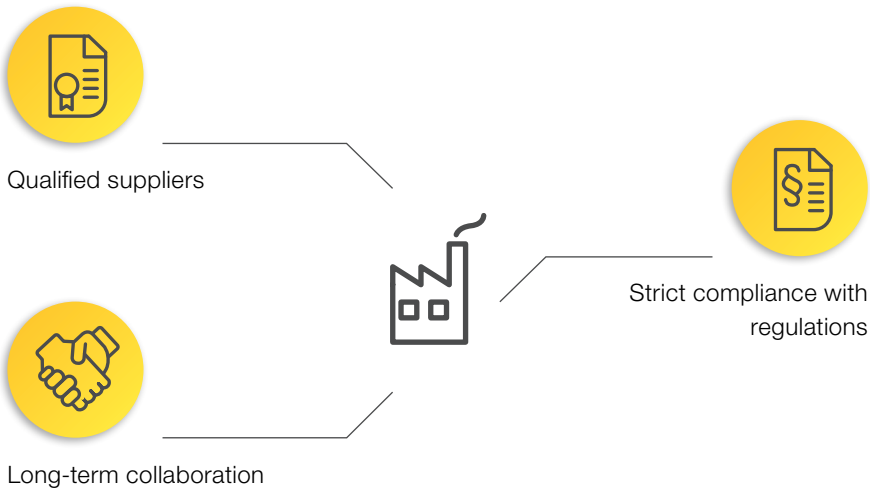
1001015 406

OUR QUALITY PROMISE

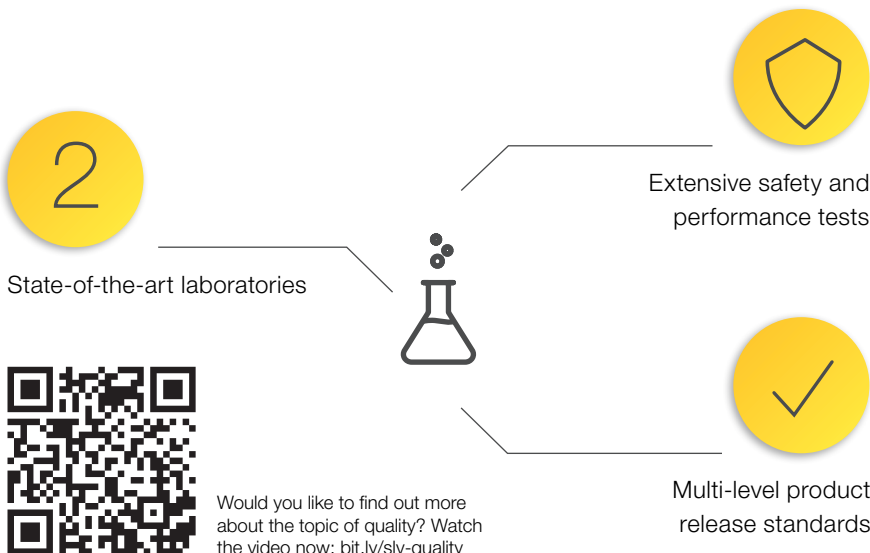
INNOVATION AND DEVELOPMENT



MANUFACTURE



QUALITY ASSURANCE



Would you like to find out more about the topic of quality? Watch the video now: bit.ly/slv-quality





RECESSED LIGHTS


NEW		NEW		NEW					
349	349	349	350	350	351	351	351	351	352
352	352	353	354	355	355	355	355	355	356
356	357	357	358	358	359	359	359	359	360
361	361	361	362	362	362	363	363	363	364
365	366	366	366	367	368	368	368	368	369
369	370	370	371	371	371	372	372	373	373
374	375	376	376	376	378	378	378	378	379
379	379	380	380	382	383	384	384	384	384
384	385	386	386	387	387	389	389	389	389
389	390	390	390	393	393	393	393	394	394
394	395	395	396	397	397	398	398	398	398

NEW VARIANT

Recessed lights from the NUMINOS® down and spotlight system can be found on pages 28 to 57.
Or for easy online configuration, visit:
www.numinos.slv.com



1003809 31



You can find more lights and variants at www.slv.com
 You can find manufacturer's details for our recommended lamps in the chapter 'Lamps', from page 808

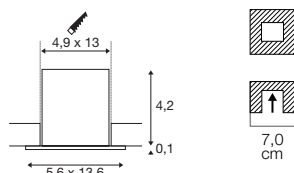
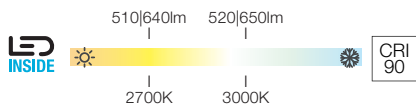



1005407 349



MILANDOS 4 DL

NEW

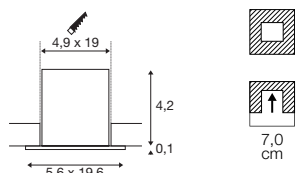
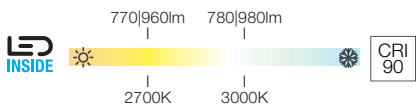



IP 20 IK02 45° L80B50

700mA
Power consumption: 8W
Material: aluminium/polycarbonate (PC)

MILANDOS 6 DL

NEW

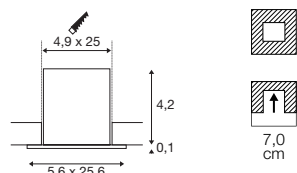
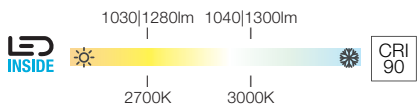



IP 20 IK02 45° L80B50

700mA
Power consumption: 12W
Material: aluminium/polycarbonate (PC)

MILANDOS 8 DL

NEW



IP 20 IK02 45° L80B50

700mA
Power consumption: 16W
Material: aluminium/polycarbonate (PC)

1005407, 1005409	510lm 640lm 2700K	
1005408, 1005410	520lm 650lm 3000K	

- +**
- LED driver 700mA | 10.5W dimmable | incl. strain relief
Prod. no. 464142
 - LED driver 20W | 350mA | 1-10V/ DALI dimmable | incl. strain relief
Prod. no. 1002423

Options	Prod. no.
510lm 2700K CRI90 UGR16	
<input checked="" type="checkbox"/> black	1005407
640lm 2700K CRI90 UGR23	
<input type="checkbox"/> white	1005409
520lm 3000K CRI90 UGR16	
<input checked="" type="checkbox"/> black	1005408
650lm 3000K CRI90 UGR23	
<input type="checkbox"/> white	1005410

1005415, 1005417	770lm 960lm 2700K	
1005416, 1005418	780lm 980lm 3000K	

- +**
- LED driver 15W | 700mA | incl. strain relief
Prod. no. 464147
 - LED driver 20W | 350mA | 1-10V/ DALI dimmable | incl. strain relief
Prod. no. 1002423

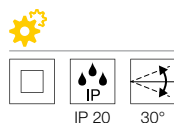
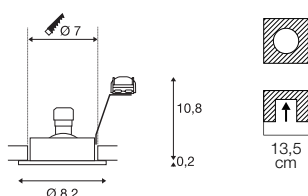
Options	Prod. no.
770lm 2700K CRI90 UGR16	
<input checked="" type="checkbox"/> black	1005415
960lm 2700K CRI90 UGR23	
<input type="checkbox"/> white	1005417
780lm 3000K CRI90 UGR16	
<input checked="" type="checkbox"/> black	1005416
980lm 3000K CRI90 UGR23	
<input type="checkbox"/> white	1005418

1005423, 1005425	1030lm 1280lm 2700K	
1005424, 1005426	1040lm 1300lm 3000K	

- +**
- LED driver 20W | 350mA | 1-10V/ DALI dimmable | incl. strain relief
Prod. no. 1002423
 - LED driver 20W | 700mA | dimmable | incl. strain relief
Prod. no. 1006202

Options	Prod. no.
1030lm 2700K CRI90 UGR16	
<input checked="" type="checkbox"/> black	1005423
1280lm 2700K CRI90 UGR23	
<input type="checkbox"/> white	1005425
1040lm 3000K CRI90 UGR16	
<input checked="" type="checkbox"/> black	1005424
1300lm 3000K CRI90 UGR23	
<input type="checkbox"/> white	1005426

NEW TRIA 68
DL, round, QPAR51



230V ~50Hz
Material: aluminium

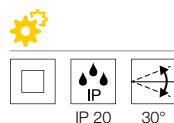
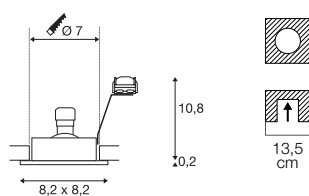
- Products are delivered with spring clips. Leaf springs are included with the product and can be replaced.
- Material thickness of mounting surface: 20 mm

GU10 <50W

LED GU10 51mm | 4W | 36°
2700K | 270lm | EEK=G
4kWh/1000h
Prod. no. 1004972

Options	Prod. no.
1xGU10	
■ black	1001980
1xGU10	
□ white	1001981
1xGU10	
■ aluminium	1001982

NEW TRIA 68
DL, square, QPAR51




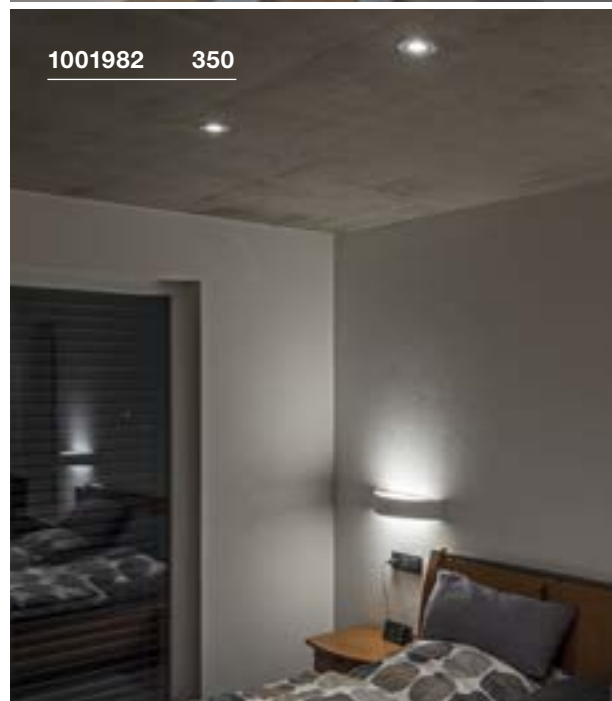

230V ~50Hz
Material: aluminium

- Products are delivered with spring clips. Leaf springs are included with the product and can be replaced.
- Material thickness of mounting surface: 20 mm

GU10 <50W

LED GU10 51mm | 4W | 36°
3000K | 280lm | EEK=F
4kWh/1000h
Prod. no. 1004973

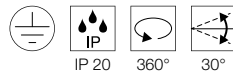
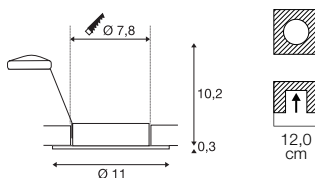
Options	Prod. no.
1xGU10	
■ black	1001994
1xGU10	
□ white	1001995
1xGU10	
■ aluminium	1001996





113456 351

NEW TRIA 78 XL
DL, round, QPAR51



230V ~50Hz
Material: aluminium

- Material thickness of mounting surface: 18 mm



GU10 <50W

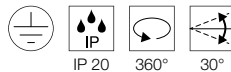
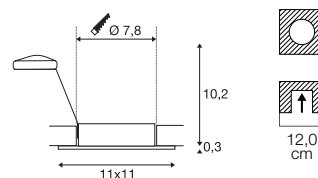


LED GU10 51mm | 4W | 36°
3000K | 280lm | EEK=F
4kWh/1000h

Prod. no. 1004973

Options	Prod. no.
1xGU10	
■ black	113440
1xGU10	
□ white	113441
1xGU10	
■ aluminium	113446

NEW TRIA 78 XL
DL, square, QPAR51



230V ~50Hz
Material: aluminium

- Material thickness of mounting surface: 18 mm



GU10 <50W



LED GU10 | 6W | 36°
2700K | 900lm | EEK=G
6kWh/1000h

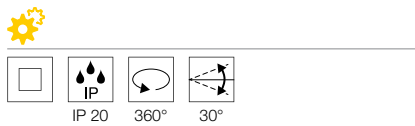
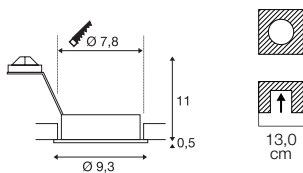
Prod. no. 1005273

Options	Prod. no.
1xGU10	
■ black	113450
1xGU10	
□ white	113451
1xGU10	
■ aluminium	113456



113440 351

NEW TRIA 78
DL, round, QPAR51



220-240V ~50/60Hz
Material: aluminium

- Leaf springs
- Material thickness of mounting surface: max. 20mm

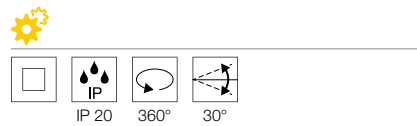
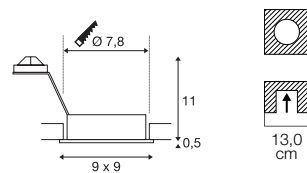

GU10 <50W

LED GU10 | 6W | 36°
2700K | 900lm | EEK=G
6kWh/1000h

Prod. no. 1005273

Options	Prod. no.
1xGU10	
■ black	111710
1xGU10	
□ white	111711
1xGU10	
■ aluminium	111716

NEW TRIA 78
DL, square, QPAR51



220-240V ~50/60Hz
Material: aluminium

- Leaf springs
- Material thickness of mounting surface: max. 20mm

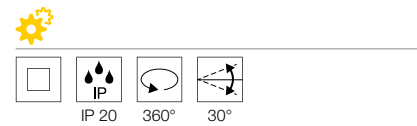
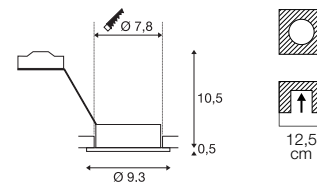
GU10 <50W

LED GU10 51mm | 4W | 36°
2700K | 270lm | EEK=G
4kWh/1000h

Prod. no. 1004972

Options	Prod. no.
1xGU10	
■ black	111720
1xGU10	
□ white	111721
1xGU10	
■ aluminium	111726

NEW TRIA 78
DL, round, QPAR51



220-240V ~50/60Hz
Material: aluminium


- Spring clips
- Material thickness of mounting surface: max. 18mm

GU10 <50W

LED GU10 51mm | 4W | 36°
3000K | 280lm | EEK=F
4kWh/1000h

Prod. no. 1004973

Options	Prod. no.
1xGU10	
■ black	113490
1xGU10	
□ white	113510
1xGU10	
■ aluminium	111360


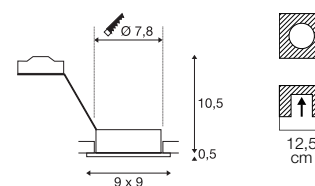


111711 352

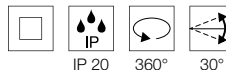
NEW TRIA 78
DL, square, QPAR51



SOCKET INSIDE <50 W



133511 353



220-240V ~50/60Hz
Material: aluminium

- Spring clips
- Material thickness of mounting surface: max. 18mm



GU10 <50W



LED GU10 | 6W | 10°
3000K | 450lm | EEK=G
6kWh/1000h



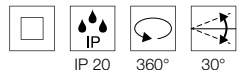
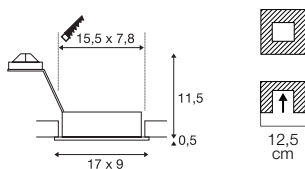
Prod. no. 1005278

Options	Prod. no.
1xGU10	
black	113491
1xGU10	
white	113511
1xGU10	
aluminium	111361

NEW TRIA 155
DL, double, QPAR51



SOCKET INSIDE <50 W



220-240V ~50/60Hz
Material: aluminium

- Spring clips
- Material thickness of mounting surface: max. 30mm



GU10 <50W




LED GU10 51mm | 4W | 36°
2700K | 270lm | EEC=G
4kWh/1000h



Prod. no. 1004972

Options	Prod. no.
2xGU10	
■ black	113492
2xGU10	
□ white	113512
2xGU10	
■ aluminium	111362

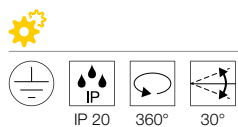
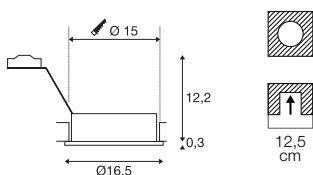
113492 354



113841 355



NEW TRIA 150
DL, round, QPAR111



230V ~50Hz
Material: aluminium

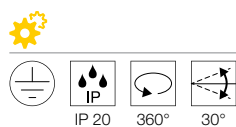
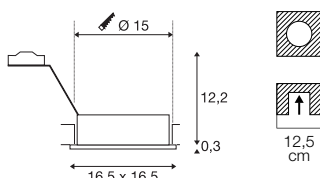
- Leaf springs
- Material thickness of mounting surface: max. 30 mm

QPAR111 | 12.5W | 30°
4000K | 1000lm | EEK=F
13kWh/1000h

Prod. no. 1005282

Options	Prod. no.
1xGU10	
■ black	113550
1xGU10	
□ white	113540
1xGU10	
■ aluminium	111380

NEW TRIA 150
DL, square, QPAR111



230V ~50Hz
Material: aluminium

- Leaf springs
- Material thickness of mounting surface: max. 30 mm

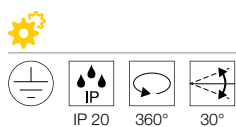
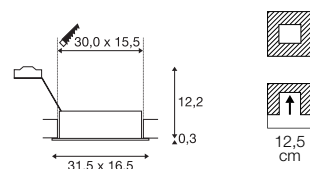
GU10 <75W

QPAR111 | 8W | 38°
2700K | 680lm | EEK=F
8kWh/1000h

Prod. no. 1005274

Options	Prod. no.
1xGU10	
■ black	113830
1xGU10	
□ white	113541
1xGU10	
■ aluminium	111381

NEW TRIA 300
DL, double, QPAR111



230V ~50Hz
Material: aluminium

- Spring clips
- Material thickness of mounting surface: max. 30 mm

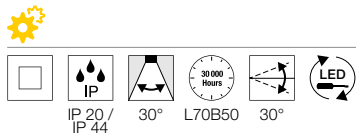
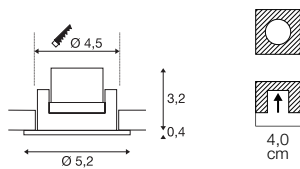
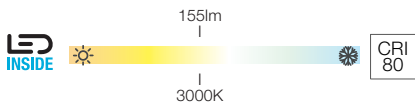
GU10 <75W

LED E27 | 7.3W | 25°
3000K | 530lm | EEK=F
7kWh/1000h

Prod. no. 1005292

Options	Prod. no.
2xGU10	
■ black	113840
2xGU10	
□ white	113841
2xGU10	
■ aluminium	111382

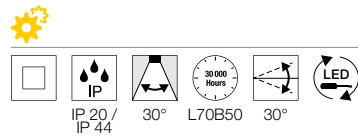
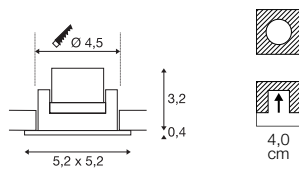
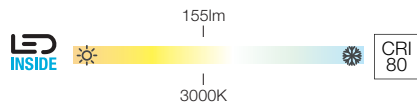

NEW TRIA 45
DL, round



220-240V ~50/60Hz | 700mA
Total wattage: 4.2W
Material: aluminium

- Spring clips
- Material thickness of mounting surface: max. 20mm

NEW TRIA 45
Single, square, CS



220-240V ~50/60Hz | 700mA
Total wattage: 4.2W
Material: aluminium

- Spring clips
- Material thickness of mounting surface: max. 20mm

Options	Prod. no.
155lm 3000K CRI80	
■ black	113970
□ white	113971
■ aluminium	113976

Options	Prod. no.
155lm 3000K CRI80	
■ black	114400
□ white	114401
■ aluminium	114406



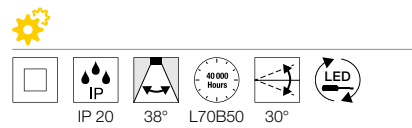
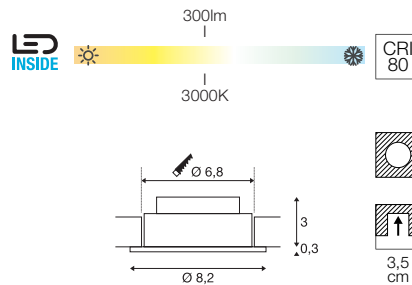


113956 357



113966 357

NEW TRIA 68
DL, round



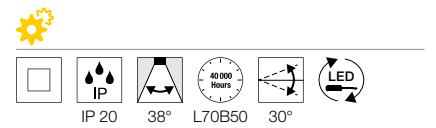
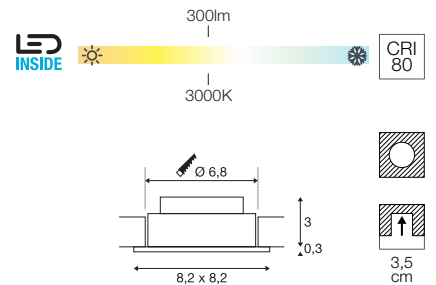
100-240V ~50/60Hz | 350mA
Total wattage: 5.3W
Material: aluminium

- Spring clips
- Material thickness of mounting surface: 20 mm

1003057, 113951, 113956	300lm 3000K	

Options	Prod. no.
300lm 3000K CRI80	
■ black	1003057
300lm 3000K CRI80	
□ white	113951
300lm 3000K CRI80	
▒ brushed aluminium	113956

NEW TRIA 68
DL, square



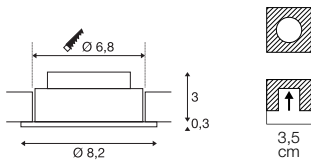
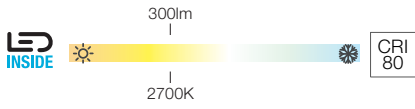
100-240V ~50/60Hz | 350mA
Total wattage: 5.3W
Material: aluminium

- Spring clips
- Material thickness of mounting surface: 20 mm

1003061, 113961, 113966	300lm 3000K	

Options	Prod. no.
300lm 3000K CRI80	
■ black	1003061
300lm 3000K CRI80	
□ white	113961
300lm 3000K CRI80	
▒ brushed aluminium	113966

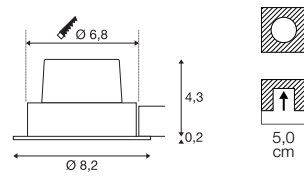
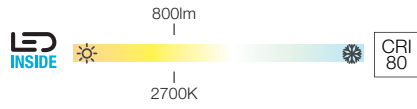
NEW TRIA 68
DL, round



100-240V ~50/60Hz | 350mA
Total wattage: 5.3W
Material: aluminium

- Spring clips and leaf springs
- Material thickness of mounting surface: 20 mm

NEW TRIA 68
DL, round, PHASE



220-240V ~50/60Hz | 500mA
Total wattage: 11W
Material: aluminium

- Spring clips and leaf springs
- Material thickness of mounting surface: 20 mm

1003058, 1003059, 1003060	300lm 2700K	
1003065, 1003066, 1003067	800lm 2700K	

Options	Prod. no.
300lm 2700K CRI80	
■ black	1003058
300lm 2700K CRI80	
□ white	1003059
300lm 2700K CRI80	
▒ brushed aluminium	1003060

Options	Prod. no.
800lm 2700K CRI80	
■ black	1003065
800lm 2700K CRI80	
□ white	1003066
800lm 2700K CRI80	
▒ brushed aluminium	1003067

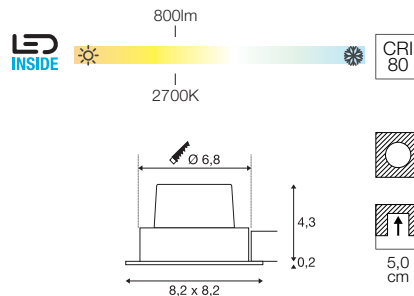




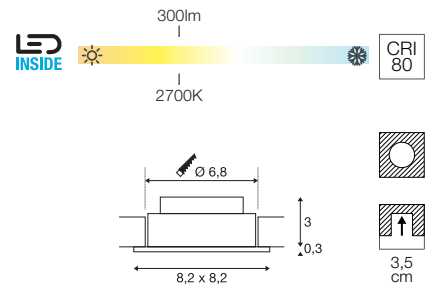
1003059 358



NEW TRIA 68
DL, square, PHASE



NEW TRIA 68
DL, square



220-240V ~50/60Hz | 500mA
Total wattage: 11W
Material: aluminium

- Spring clips and leaf springs
- Material thickness of mounting surface: 20 mm

100-240V ~50/60Hz | 350mA
Total wattage: 5.3W
Material: aluminium

- Spring clips and leaf springs
- Material thickness of mounting surface: 20 mm

1003066 358





1003068, 1003069, 1003070	800lm 2700K	

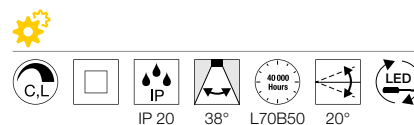
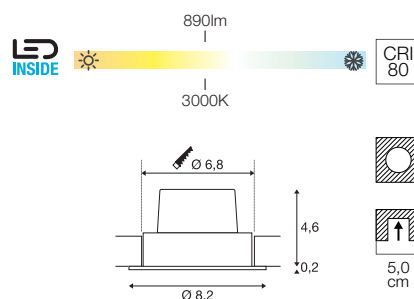
Options	Prod. no.
800lm 2700K CRI80	
■ black	1003068
800lm 2700K CRI80	
□ white	1003069
800lm 2700K CRI80	
▒ brushed aluminium	1003070

1003062, 1003063, 1003064	300lm 2700K	

Options	Prod. no.
300lm 2700K CRI80	
■ black	1003062
300lm 2700K CRI80	
□ white	1003063
300lm 2700K CRI80	
▒ brushed aluminium	1003064



NEW TRIA 68
DL, round, PHASE



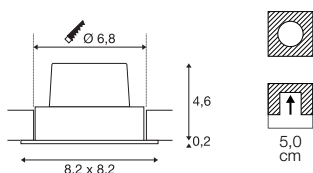
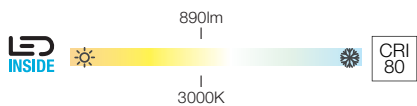
220-240V ~50/60Hz | 500mA
Total wattage: 11W
Material: aluminium

- Spring clips and leaf springs
- Material thickness of mounting surface: 20 mm

114380, 114381, 114386	890lm 3000K	

Options	Prod. no.
890lm 3000K CRI80	
■ black	114380
890lm 3000K CRI80	
□ white	114381
890lm 3000K CRI80	
▒ brushed aluminium	114386

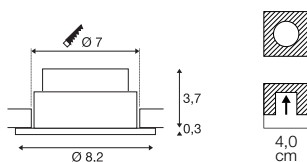
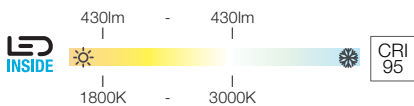
NEW TRIA 68
DL, square, PHASE



220-240V ~50/60Hz | 500mA
Total wattage: 11W
Material: aluminium

- Spring clips and leaf springs
- Material thickness of mounting surface: 20 mm

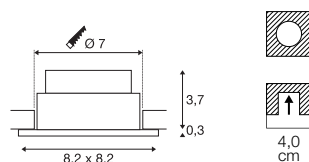
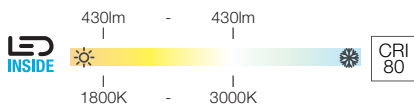
NEW TRIA 68
DL, round, PHASE



220-240V ~50/60Hz | 350mA
Total wattage: 7.2W
Material: aluminium

- Spring clips and leaf springs
- Material thickness of mounting surface: 20 mm

NEW TRIA 68
DL, square, PHASE



220-240V ~50/60Hz | 350mA
Total wattage: 7.2W
Material: aluminium

- Spring clips and leaf springs
- Material thickness of mounting surface: 20 mm

114390, 114391, 114396	890lm 3000K	

Options	Prod. no.
890lm 3000K CRI80	
■ black	114390
890lm 3000K CRI80	
□ white	114391
890lm 3000K CRI80	
▒ brushed aluminium	114396

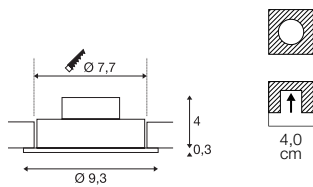
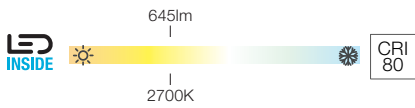
1001978, 1001989, 1001990	430lm 1800-3000K	

Options	Prod. no.
430lm 1800-3000K CRI95	
■ black	1001978
430lm 1800-3000K CRI95	
□ white	1001989
430lm 1800-3000K CRI95	
▒ brushed aluminium	1001990

1001991, 1001992, 1001993	430lm 1800-3000K	

Options	Prod. no.
430lm 1800-3000K CRI80	
■ black	1001991
430lm 1800-3000K CRI80	
□ white	1001992
430lm 1800-3000K CRI80	
▒ brushed aluminium	1001993

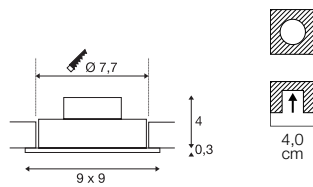
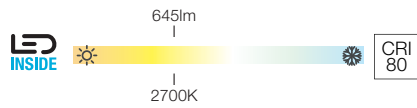
NEW TRIA 77
DL, round



220-240V ~50/60Hz | 350mA
Total wattage: 8W
Material: aluminium

- Spring clips
- Material thickness of mounting surface: max. 20mm

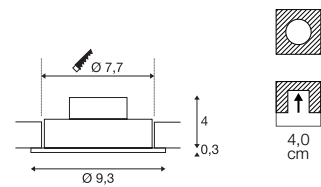
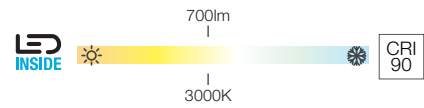
NEW TRIA 77
DL, square



220-240V ~50/60Hz | 350mA
Total wattage: 8W
Material: aluminium

- Spring clips
- Material thickness of mounting surface: max. 20mm

NEW TRIA 77
DL, round



220-240V ~50/60Hz | 350mA
Total wattage: 8W
Material: aluminium

- Spring clips
- Material thickness of mounting surface: max. 20mm

113870, 113871, 113876	645lm 2700K	

113880, 113881, 113886	645lm 2700K	

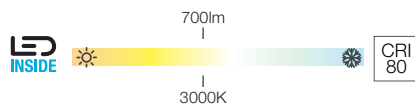
113900, 113901, 113906	700lm 3000K	

Options	Prod. no.
645lm 2700K CRI80	
■ black	113870
645lm 2700K CRI80	
□ white	113871
645lm 2700K CRI80	
▒ aluminium	113876

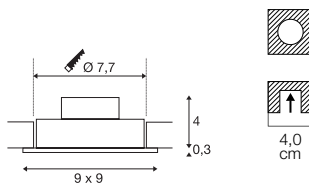
Options	Prod. no.
645lm 2700K CRI80	
■ black	113880
645lm 2700K CRI80	
□ white	113881
645lm 2700K CRI80	
▒ aluminium	113886

Options	Prod. no.
700lm 3000K CRI80	
■ black	113900
700lm 3000K CRI80	
□ white	113901
700lm 3000K CRI80	
▒ aluminium	113906

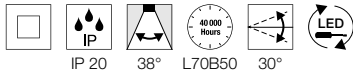
NEW TRIA 77
DL, square



CRI 80



4,0 cm



220-240V ~50/60Hz | 350mA
Total wattage: 8W
Material: aluminium

- Spring clips
- Material thickness of mounting surface: max. 20mm



		A → G
113910, 113911, 113916	700lm 3000K	A C E

Options	Prod. no.
700lm 3000K CRI80	
■ black	113910
700lm 3000K CRI80	
□ white	113911
700lm 3000K CRI80	
■ aluminium	113916

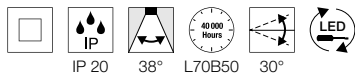
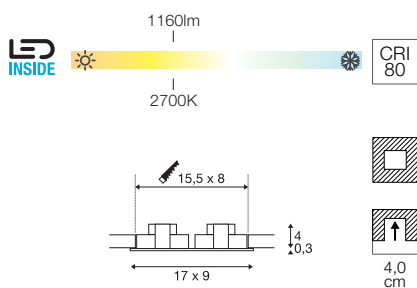

113916 363



NEW TRIA 155
DL, double



113891 364



220-240V ~50/60Hz | 350mA
Total wattage: 14W
Material: aluminium

- Spring clips
- Material thickness of mounting surface: max. 30 mm



113890, 113891, 113896	1160lm 2700K	

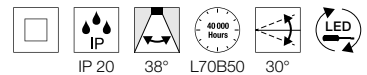
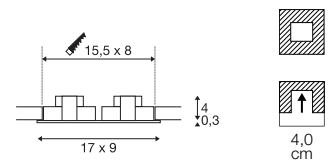
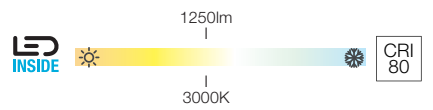
Options	Prod. no.
1160lm 2700K CRI80	
■ black	113890
1160lm 2700K CRI80	
□ white	113891
1160lm 2700K CRI80	
■ aluminium	113896





113890 364

NEW TRIA 155
DL, double



220-240V ~50/60Hz | 350mA
Total wattage: 14W
Material: aluminium

- Spring clips
- Material thickness of mounting surface: max. 30 mm



113920, 113921, 113926	1250lm 3000K	

Options	Prod. no.
1250lm 3000K CRI80 ■ black	113920
1250lm 3000K CRI80 □ white	113921
1250lm 3000K CRI80 ▒ aluminium	113926

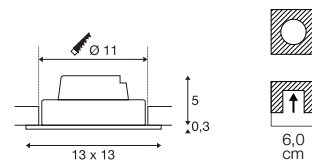
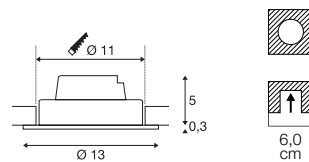
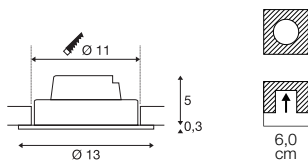
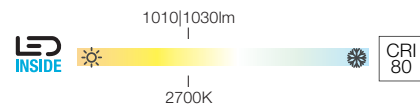
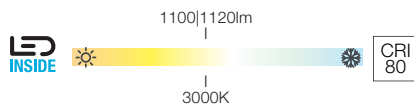
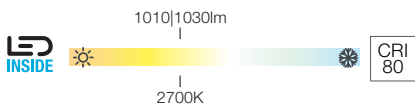
NEW TRIA 110
DL, round, PHASE



NEW TRIA 110
DL, round, PHASE



NEW TRIA 110
DL, square, PHASE



IP 20 38° L70B50 360° 20°

IP 20 38° L70B50 360° 20°

IP 20 38° L70B50 360° 20°

220-240V ~50/60Hz | 350mA
Total wattage: 14W
Material: aluminium

220-240V ~50/60Hz | 350mA
Total wattage: 14W
Material: aluminium

220-240V ~50/60Hz | 350mA
Total wattage: 14W
Material: aluminium

- Spring clips
- Material thickness of mounting surface: max. 20mm

- Spring clips
- Material thickness of mounting surface: max. 20mm

- Spring clips
- Material thickness of mounting surface: max. 20mm

114220, 114221	1010lm 1030lm 2700K	

114230, 114231	1100lm 1120lm 3000K	

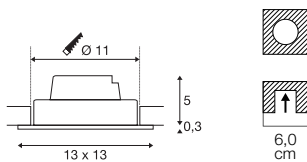
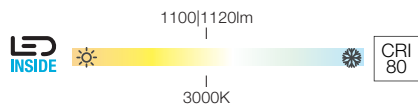
114240, 114241	1010lm 1030lm 2700K	

Options	Prod. no.
1010lm 2700K CRI80	
■ black	114220
1030lm 2700K CRI80	
□ white	114221

Options	Prod. no.
1100lm 3000K CRI80	
■ black	114230
1120lm 3000K CRI80	
□ white	114231

Options	Prod. no.
1010lm 2700K CRI80	
■ black	114240
1030lm 2700K CRI80	
□ white	114241

NEW TRIA 110
DL, square, PHASE



220-240V ~50/60Hz | 350mA
Total wattage: 14W
Material: aluminium

- Spring clips
- Material thickness of mounting surface: max. 20mm

		A → G
114250, 114251	1100lm 1120lm 3000K	A T G E

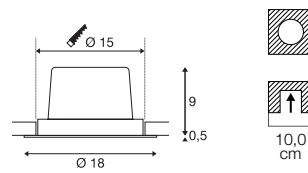
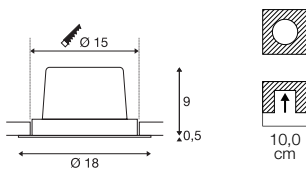
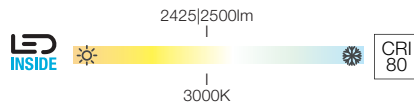
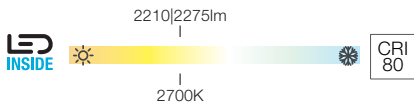
Options	Prod. no.
1100lm 3000K CRI80	
■ black	114250
1120lm 3000K CRI80	
□ white	114251

114231 366



NEW TRIA 150
DL, round, 1-10V

NEW TRIA 150
DL, round, 1-10V



100-240V ~50/60Hz | 700mA
Total wattage: 29W
Material: aluminium

100-240V ~50/60Hz | 700mA
Total wattage: 29W
Material: aluminium

- Spring clips
- Material thickness of mounting surface: max. 20mm

- Spring clips
- Material thickness of mounting surface: max. 20mm

114260, 114261	2210lm 2275lm 2700K	

114270, 114271	2425lm 2500lm 3000K	

Options	Prod. no.
2210lm 2700K CRI80	
■ black	114260
2275lm 2700K CRI80	
□ white	114261

Options	Prod. no.
2425lm 3000K CRI80	
■ black	114270
2500lm 3000K CRI80	
□ white	114271

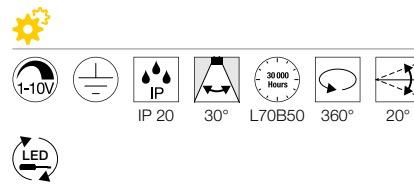
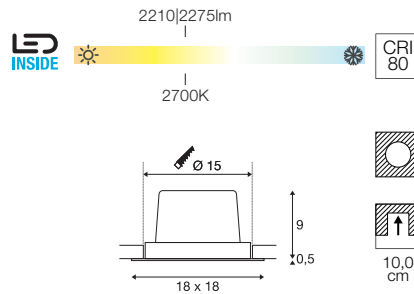


114271 368



114271 369

NEW TRIA 150
DL, square, 1-10V



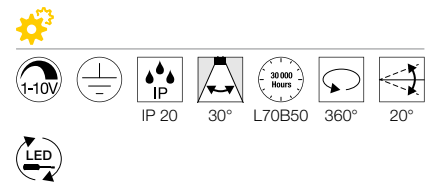
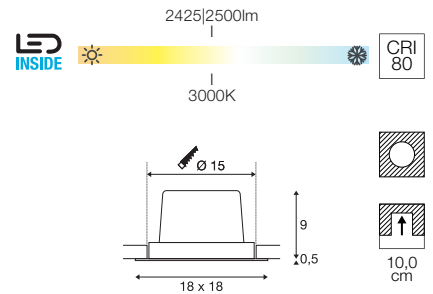
100-240V ~50/60Hz | 700mA
Total wattage: 29W
Material: aluminium

- Spring clips
- Material thickness of mounting surface: max. 20mm

114280, 114281	2210lm 2275lm 2700K	

Options	Prod. no.
2210lm 2700K CRI80	
■ black	114280
2275lm 2700K CRI80	
□ white	114281

NEW TRIA 150
DL, square, 1-10V



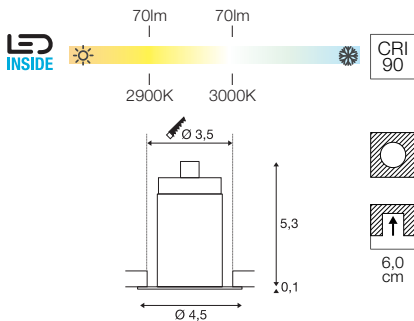
100-240V ~50/60Hz | 700mA
Total wattage: 29W
Material: aluminium

- Spring clips
- Material thickness of mounting surface: max. 20mm

114290, 114291	2425lm 2500lm 3000K	

Options	Prod. no.
2425lm 3000K CRI80	
■ black	114290
2500lm 3000K CRI80	
□ white	114291

**HORN MINI
EL**



350mA
Power consumption: 1W
Material: aluminium/polycarbonate (PC)

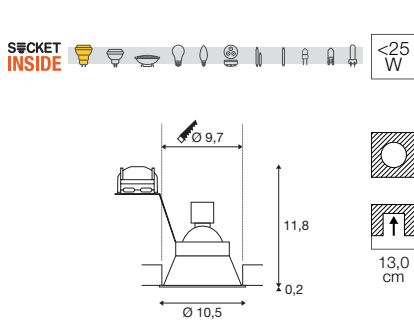
- Driver not included
- AMP plug included
- Different light colour with golden reflector

1000915, 1000917, 1000914	70lm 2900 3000K	

- Connector strip, 3 outlets
Prod. no. 111850
- LED driver 250mA | 15W incl. strain relief
Prod. no. 464031

Options	Prod. no.
70lm 3000K CRI90	
black	1000915
70lm 2900K CRI90	
black / gold	1000917
70lm 3000K CRI90	
white	1000914

**HORN
DL, single, QPAR51**



220-240V ~50/60Hz
Material: aluminium

GU10 <25W

LED GU10 51mm | 4W | 36°
3000K | 280lm | EEK=F
4kWh/1000h

Prod. no. 1004973

Options	Prod. no.
1xGU10	
black	113140
1xGU10	
white	113141

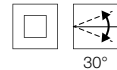
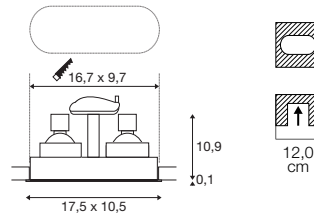


113141 370



113110 371

HORN
DL, double, QPAR51



220-240V ~50/60Hz
Material: aluminium



GU10 <25W



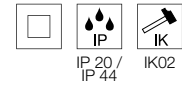
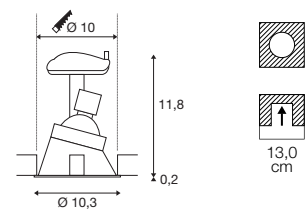
LED GU10 | 6W | 36°
2700K | 900lm | EEK=G
6kWh/1000h

Prod. no. 1005273



Options	Prod. no.
2xGU10	
■ black	1006121
2xGU10	
□ white	1006122

HORN
DL, single, asymmetric, QPAR51



220-240V ~50/60Hz
Material: aluminium



GU10 <25W



LED GU10 | 6W | 38°
2700K | 450lm | EEK=G
6kWh/1000h

Prod. no. 1005077

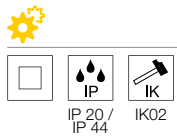
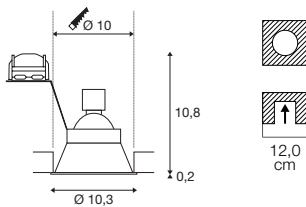


Options	Prod. no.
1xGU10	
■ black	113150
1xGU10	
□ white	113151



113151 371

HORN
DL, single, QPAR51



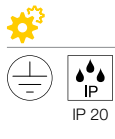
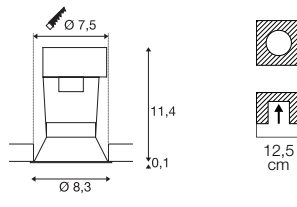
220-240V ~50/60Hz
Material: aluminium

GU10 <25W

LED GU10 51mm | 4W | 36°
3000K | 280lm | EEK=F
4kWh/1000h
Prod. no. 1004973

Options	Prod. no.
1xGU10	
■ black	113160
1xGU10	
□ white	113161

HORN
EL, single, QPAR51



220-240V ~50/60Hz
Material: steel

- Material thickness of mounting surface: max. 45mm

GU10 <50W

LED GU10 51mm | 4W | 36°
4000K | 290lm | EEK=F
4kWh/1000h
Prod. no. 1004974



Options	Prod. no.
1xGU10	
■ black	112910
1xGU10	
□ white	112911



113161 372







112911 372

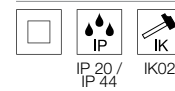
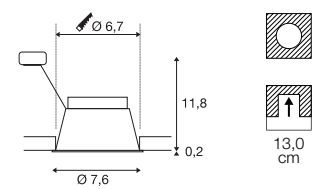


HORN
DL, GU10, blower door tested

NEW VARIANT



SOCKET INSIDE             <25 W



220-240V ~50/60Hz
Material: aluminium

- The downlight meets the RT2012 standards







GU10 <25W



LED GU10| 6W | 38°
3000K | 450lm | EEK=G
6kWh/1000h

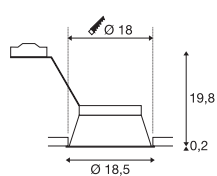


Prod. no. 1005080

Options	Prod. no.
1xGU10	
 black	1005435 
1xGU10	
 white	1005436 



HORN-T EL, QPAR111



230V ~50Hz
Material: steel

- Spring clips
- Material thickness of mounting surface: max. 30 mm



GU10 <75W



QPAR111 | 8W | 38°
2700K | 680lm | EEK=F
8kWh/1000h



Prod. no. 1005274

Options	Prod. no.
1xGU10	
■ black	113170
1xGU10	
□ white	113171

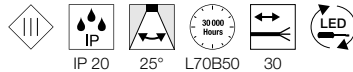
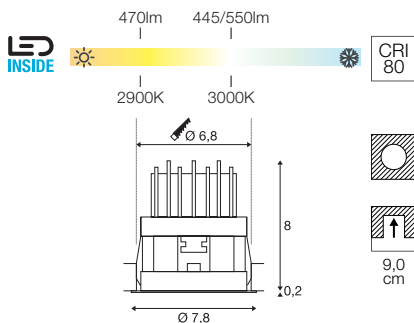
113170 374





1002592 375

HORN MAGNA



500mA
 Power consumption: 6W
 Material: aluminium/polycarbonate (PC)

- Spring clips
- Driver not included
- Different light colour with golden reflector



1002592, 1002594, 1002591	440/470/550lm 2900K 3000K	

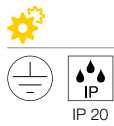
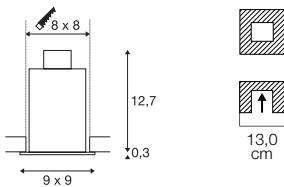


■ Honeycomb module
 Prod. no. 1002596



Options	Prod. no.
445lm 3000K CRI80	
■ black	1002592
470lm 2900K CRI90	
■ black / gold	1002594
550lm 3000K CRI80	
□ white	1002591

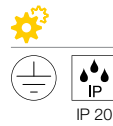
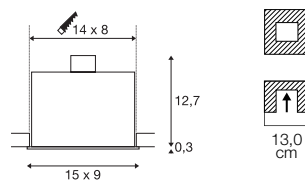
KADUX
EL, single, QPAR51



220-240V ~50/60Hz
Material: aluminium/steel

- Spring clips
- Material thickness of mounting surface: max. 30 mm

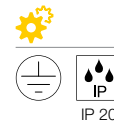
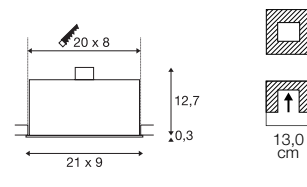
KADUX
EL, double, QPAR51



220-240V ~50/60Hz
Material: aluminium/steel

- Spring clips
- Material thickness of mounting surface: max. 30 mm

KADUX
EL, triple, QPAR51



220-240V ~50/60Hz
Material: aluminium/steel

- Spring clips
- Material thickness of mounting surface: max. 30 mm

GU10 <50W

LED GU10 51mm | 6W | 38°
2700K | 450lm | EEK=G
6kWh/1000h



Prod. no. 1005075

Options	Prod. no.
1xGU10	
■ black	115510
1xGU10	
□ white	115511

GU10 <50W

LED GU10 51mm | 4W | 36°
2700K | 270lm | EEK=G
4kWh/1000h



Prod. no. 1004972

Options	Prod. no.
2xGU10	
■ black	115520
2xGU10	
□ white	115521

GU10 <50W

LED GU10 | 6W | 36°
2700K | 900lm | EEK=G
6kWh/1000h



Prod. no. 1005273

Options	Prod. no.
3xGU10	
■ black	115530
3xGU10	
□ white	115531

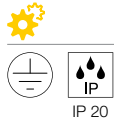
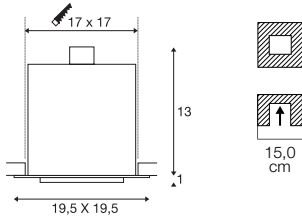


115521 376



115530 377

KADUX
EL, single, QPAR111



220-240V ~50/60Hz
Material: aluminium/steel

- Spring clips
- Material thickness of mounting surface: max. 25mm

GU10 <75W

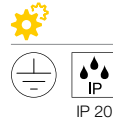
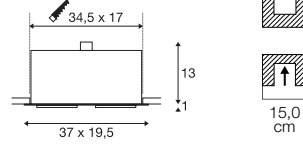
QPAR111 | 8W | 38°
2700K | 680lm | EEK=F
8kWh/1000h



Prod. no. 1005274

Options	Prod. no.
1xGU10	
■ black	115540
1xGU10	
□ white	115541

KADUX
EL, double, QPAR111



220-240V ~50/60Hz
Material: aluminium/steel

- Spring clips
- Material thickness of mounting surface: max. 25mm


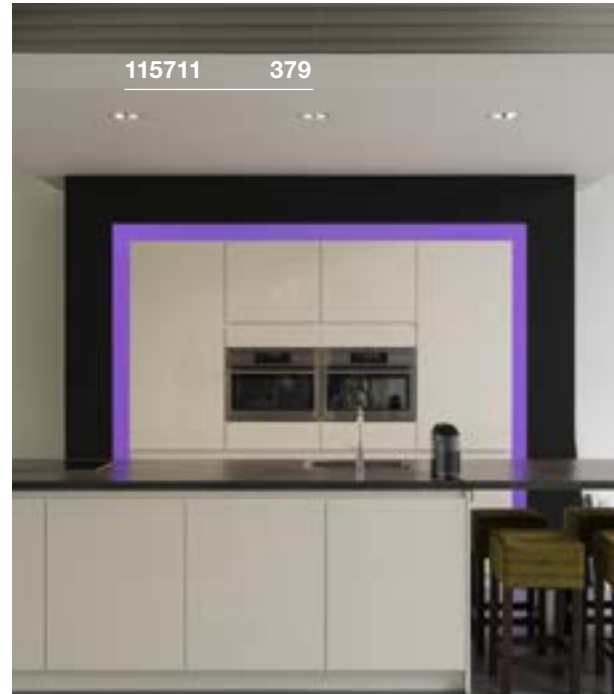
GU10 <75W

LED GU10 | 12.5W | 10°
2700K | 900lm | EEK=F
13kWh/1000h

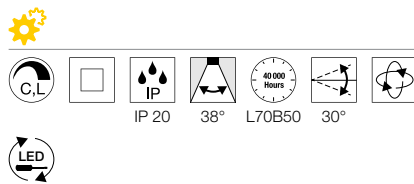
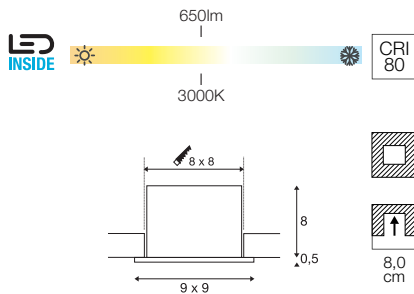


Prod. no. 1005275

Options	Prod. no.
2xGU10	
■ black	115550
2xGU10	
□ white	115551



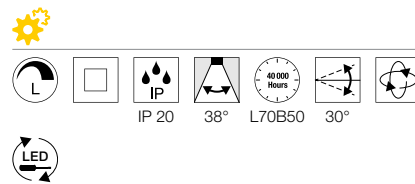
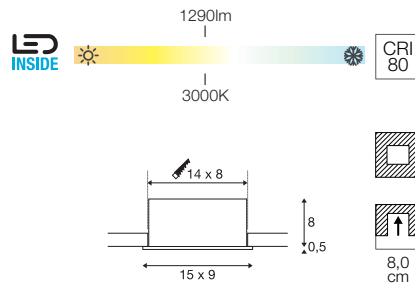
KADUX
EL, single, PHASE



220-240V ~50/60Hz | 350mA
Total wattage: 7.5W
Material: aluminium/steel

- Spring clips
- Material thickness of mounting surface: max. 30 mm

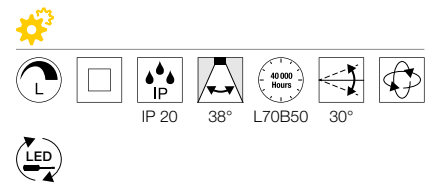
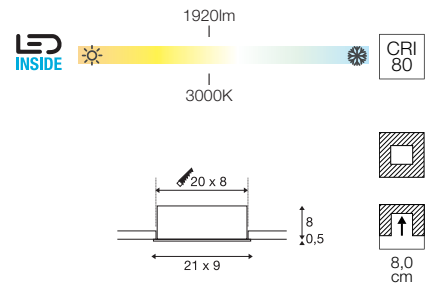
KADUX
EL, double, PHASE



220-240V ~50/60Hz | 350mA
Total wattage: 14W
Material: aluminium/steel

- Spring clips
- Material thickness of mounting surface: max. 30 mm

KADUX
EL, triple, PHASE



220-240V ~50/60Hz | 350mA
Total wattage: 20W
Material: aluminium/steel

- Spring clips
- Material thickness of mounting surface: max. 30 mm

115700, 115701	650lm 3000K	

Options	Prod. no.
650lm 3000K CRI80	
■ black	115700
650lm 3000K CRI80	
□ white	115701

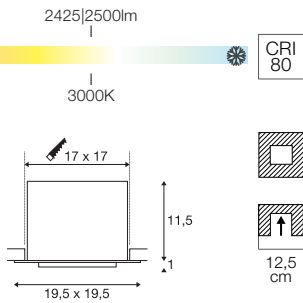
115710, 115711	1290lm 3000K	

Options	Prod. no.
1290lm 3000K CRI80	
■ black	115710
1290lm 3000K CRI90	
□ white	115711

115720, 115721	1920lm 3000K	

Options	Prod. no.
1920lm 3000K CRI80	
■ black	115720
1920lm 3000K CRI90	
□ white	115721

KADUX
DL, single, 1-10V



100-240V ~50/60Hz | 700mA
Total wattage: 29W
Material: aluminium/steel

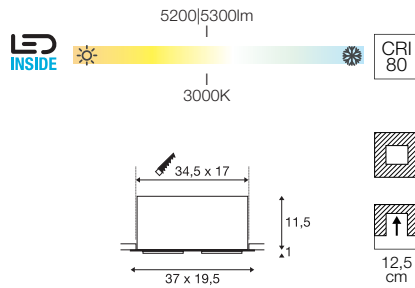
- Spring clips
- Material thickness of mounting surface: max. 25mm

115730, 115731	2425lm 2500lm 3000K	

1-10V dimming
Prod. no. 470505

Options	Prod. no.
2425lm 3000K CRI80	
■ black	115730
2500lm 3000K CRI80	
□ white	115731

KADUX
EL, double, 1-10V



100-240V ~50/60Hz | 1400mA
Total wattage: 54W
Material: aluminium/steel

- Spring clips
- Material thickness of mounting surface: max. 25mm

115740, 115741	5200lm 5300lm 3000K	

1-10V dimming
Prod. no. 470505

Options	Prod. no.
5200lm 3000K CRI80	
■ black	115740
5300lm 3000K CRI80	
□ white	115741

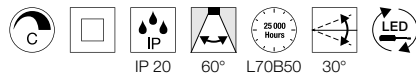
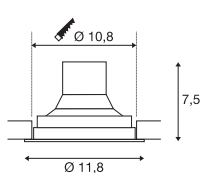




SUPROS 78
EL, PHASE



116310 382



220-240V ~50/60Hz | 250mA
Total wattage: 12W
Material: aluminium

- Spring clips
- Material thickness of mounting surface: max. 25mm



		A → G
116310, 116311	700lm 3000K	A E



- Lens 20°
Prod. no. 116302
- Lens 40°
Prod. no. 116304

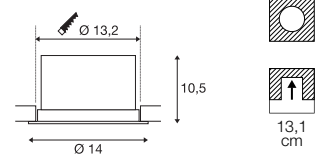
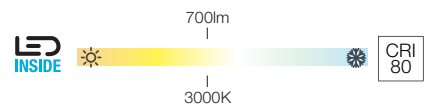
Options	Prod. no.
700lm 3000K CRI80 60°	
■ black	116310
700lm 3000K CRI80 60°	
□ white	116311





116320 383

SUPROS 78
EL, MOVE, PHASE



220-240V ~50/60Hz | 250mA
Total wattage: 12W
Material: aluminium

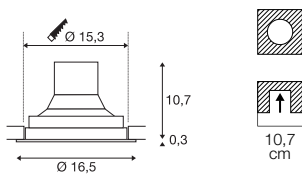
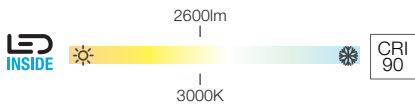
- Spring clips
- Material thickness of mounting surface: max. 25mm

		A → G
116320, 116321	700lm 3000K	A E

-
- Lens 20°
Prod. no. 116302
 - Lens 40°
Prod. no. 116304

Options	Prod. no.
700lm 3000K CRI80 60°	
<input checked="" type="checkbox"/> black	116320
700lm 3000K CRI80 60°	
<input type="checkbox"/> white	116321

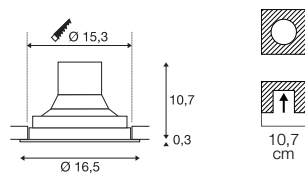
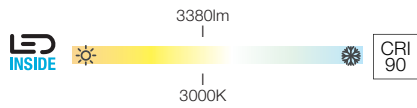
SUPROS DL



220-240V ~50/60Hz | 750mA
 Total wattage: 31W
 Material: aluminium

- Spring clips
- Material thickness of mounting surface: max. 25mm

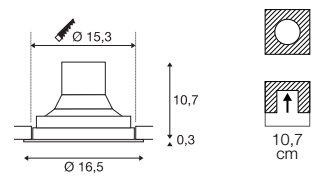
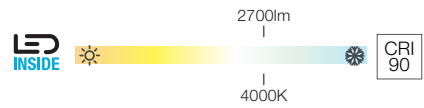
SUPROS DL



220-240V ~50/60Hz | 950mA
 Total wattage: 36W
 Material: aluminium

- Spring clips
- Material thickness of mounting surface: max. 25mm

SUPROS DL



220-240V ~50/60Hz | 750mA
 Total wattage: 31W
 Material: aluminium

- Spring clips
- Material thickness of mounting surface: max. 25mm

1003299, 1003300	2600lm 3000K	

- Reflector 20°
Prod. no. 114102
- Reflector 40°
Prod. no. 114104

1003301, 1003302	3380lm 3000K	

- Reflector 20°
Prod. no. 114102
- Reflector 40°
Prod. no. 114104

1003303, 1003304	2700lm 4000K	

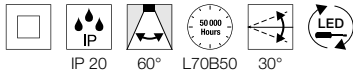
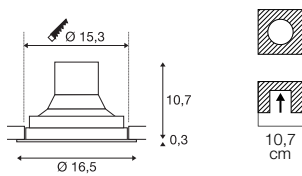
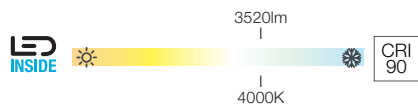
- Reflector 20°
Prod. no. 114102
- Reflector 40°
Prod. no. 114104

Options	Prod. no.
2600lm 3000K CRI90 60°	
■ black	1003299
2600lm 3000K CRI90 60°	
□ white	1003300

Options	Prod. no.
3380lm 3000K CRI90 60°	
■ black	1003301
3380lm 3000K CRI90 60°	
□ white	1003302

Options	Prod. no.
2700lm 4000K CRI90 60°	
■ black	1003303
2700lm 4000K CRI90 60°	
□ white	1003304

SUPROS
DL



220-240V ~50/60Hz | 950mA
Total wattage: 36W
Material: aluminium

- Spring clips
- Material thickness of mounting surface: max. 25mm



		A → G
1003305, 1003306	3520lm 4000K	A T G E



	Reflector 20° Prod. no. 114102	
	Reflector 40° Prod. no. 114104	

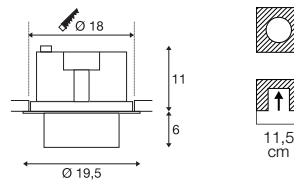
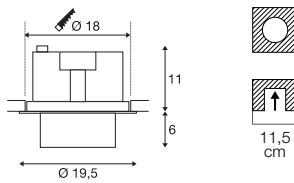
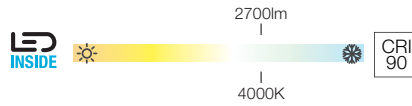
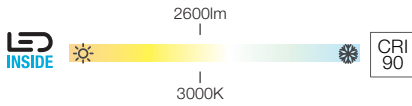
Options	Prod. no.
3520lm 4000K CRI90 60°	
■ black	1003305
3520lm 4000K CRI90 60°	
□ white	1003306



SUPROS
DL, MOVE



SUPROS
DL, MOVE



220-240V ~50/60Hz | 750mA
Total wattage: 31W
Material: aluminium

220-240V ~50/60Hz | 750mA
Total wattage: 31W
Material: aluminium

- Spring clips
- Material thickness of mounting surface: 25 mm

- Spring clips
- Material thickness of mounting surface: 25 mm

1003307, 1003308	2600lm 3000K	

1003311, 1003312	2700lm 4000K	

Reflector 20° Prod. no. 114102	
Reflector 40° Prod. no. 114104	

Reflector 20° Prod. no. 114102	
Reflector 40° Prod. no. 114104	

Options	Prod. no.
2600lm 3000K CRI90 60°	
■ black	1003307
2600lm 3000K CRI90 60°	
□ white	1003308

Options	Prod. no.
2700lm 4000K CRI90 60°	
■ black	1003311
2700lm 4000K CRI90 60°	
□ white	1003312

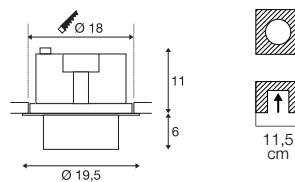
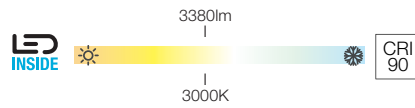


1003308 386



1003310 387

SUPROS
DL, MOVE



220-240V ~50/60Hz | 950mA
Total wattage: 36W
Material: aluminium

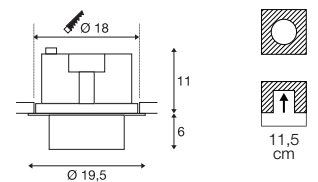
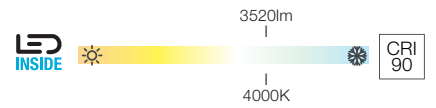
- Spring clips
- Material thickness of mounting surface: 25 mm

1003309, 1003310	3380lm 3000K	

	Reflector 20° Prod. no. 114102 Reflector 40° Prod. no. 114104	
--	--	------

Options	Prod. no.
3380lm 3000K CRI90 60°	
■ black	1003309
3380lm 3000K CRI90 60°	
□ white	1003310

SUPROS
DL, MOVE



220-240V ~50/60Hz | 950mA
Total wattage: 36W
Material: aluminium

- Spring clips
- Material thickness of mounting surface: 25 mm

1003313, 1003314	3520lm 4000K	

	Reflector 20° Prod. no. 114102 Reflector 40° Prod. no. 114104	
--	--	------

Options	Prod. no.
3520lm 4000K CRI90 60°	
■ black	1003313
3520lm 4000K CRI90 60°	
□ white	1003314

1003008 389

N°10
HAIRROOM

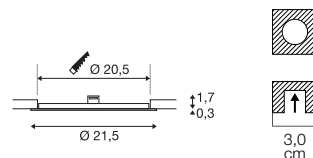
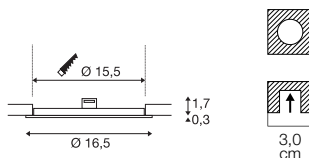
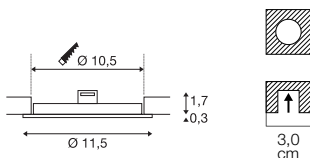

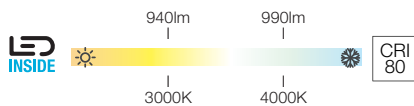
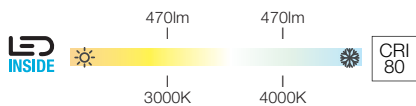
SENDER 12
EL, round



SENDER 18
EL, round



SENDER 24
EL, round



200mA
Power consumption: 7W
Material: aluminium

350mA
Power consumption: 12W
Material: aluminium

500mA
Power consumption: 13W
Material: aluminium

- Spring clips
- Driver not included

- Spring clips
- Driver not included

- Spring clips
- Driver not included

1003008, 1004694	470lm 440lm 3000 4000K	

1003009, 1004695	940lm 990lm 3000K 4000K	

1003010, 1004696	1200lm 1300lm 3000K 4000K	

LED driver 10W | 200mA | dimmable | incl. strain relief
Prod. no. 1003254

LED driver 15W | 350mA | dimmable | incl. strain relief
Prod. no. 1002803

LED driver 15W | 500mA | dimmable | incl. strain relief
Prod. no. 464144

Options	Prod. no.
470lm 3000K CRI80 <input type="checkbox"/> white	1003008
470lm 4000K CRI90 <input type="checkbox"/> white	1004694

Options	Prod. no.
940lm 3000K CRI80 <input type="checkbox"/> white	1003009
990lm 4000K CRI90 <input type="checkbox"/> white	1004695

Options	Prod. no.
1200lm 3000K CRI80 <input type="checkbox"/> white	1003010
1300lm 4000K CRI90 <input type="checkbox"/> white	1004696

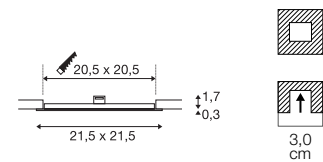
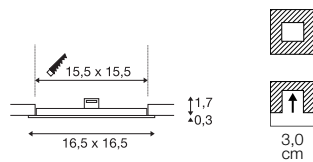
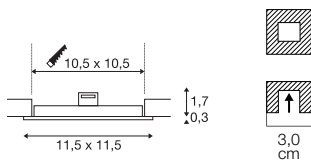
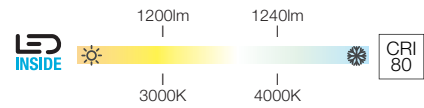
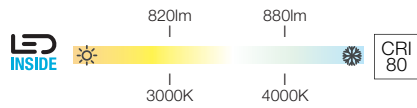
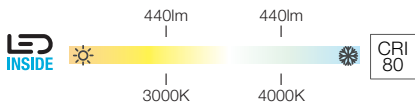

SENSER 12
EL, round



SENSER 18
EL, round



SENSER 24
EL, round



200mA
Power consumption: 7W
Material: aluminium

350mA
Power consumption: 12W
Material: aluminium

500mA
Power consumption: 13W
Material: aluminium

- Spring clips
- Driver not included

- Spring clips
- Driver not included

- Spring clips
- Driver not included

1003011, 1004697	440lm 3000K 4000K	

1003012, 1004698	820lm 880lm 3000K 4000K	

1003013, 1004699	1200lm 1240lm 3000K 4000K	

LED driver 10W | 200mA | dimmable | incl. strain relief
Prod. no. 1003254

LED driver 15W | 350mA | dimmable | incl. strain relief
Prod. no. 1002803

LED driver 15W | 500mA | dimmable | incl. strain relief
Prod. no. 464144


Options	Prod. no.
440lm 3000K CRI80 <input type="checkbox"/> white	1003011
440lm 4000K CRI90 <input type="checkbox"/> white	1004697

Options	Prod. no.
820lm 3000K CRI80 <input type="checkbox"/> white	1003012
880lm 4000K CRI90 <input type="checkbox"/> white	1004698

Options	Prod. no.
1200lm 3000K CRI80 <input type="checkbox"/> white	1003013
1240lm 4000K CRI90 <input type="checkbox"/> white	1004699



1003011 390





112682 393



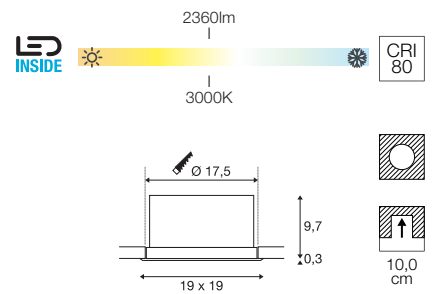
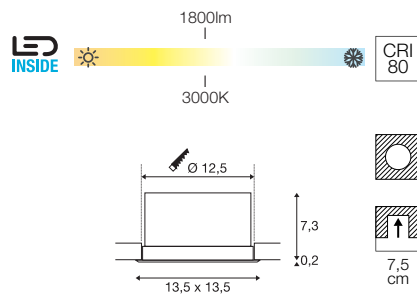
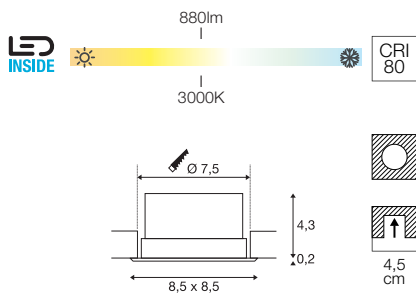
112702 393



VERLUX
EL, square, PHASE

VERLUX
EL, square, PHASE

VERLUX
EL, square, PHASE



220-240V ~50/60Hz | 500mA
Total wattage: 12W
Material: aluminium/plastic

220-240V ~50/60Hz | 500mA
Total wattage: 22W
Material: aluminium/plastic

220-240V ~50/60Hz | 700mA
Total wattage: 31W
Material: aluminium/plastic

- Spring clips
- Material thickness of mounting surface: max. 30 mm

- Spring clips
- Material thickness of mounting surface: max. 30 mm

- Spring clips
- Material thickness of mounting surface: max. 30 mm

		A → G
112682	880lm 3000K	A ↑ G E

		A → G
112692	1800lm 3000K	A ↑ G E

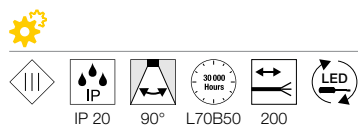
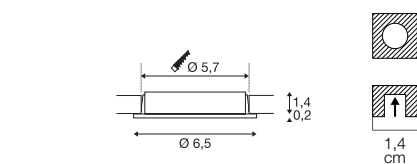
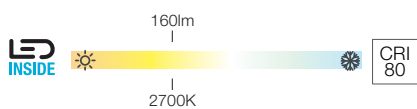

		A → G
112702	2360lm 3000K	A ↑ G F

Options	Prod. no.
880lm 3000K CRI80 □ white	112682

Options	Prod. no.
1800lm 3000K CRI80 □ white	112692

Options	Prod. no.
2360lm 3000K CRI80 □ white	112702

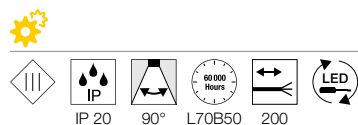
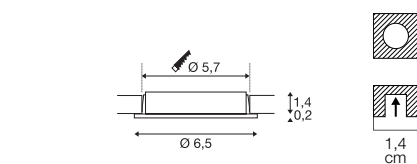
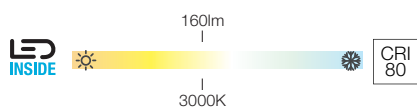

DL 126
EL



12V DC
Power consumption: 2.8W
Material: aluminium/plastic

- Mounting spring

DL 126
EL



12V DC
Power consumption: 2.8W
Material: aluminium/plastic


- Mounting spring

112161, 112165, 112162	160lm 2700K	

112221, 112225, 112222	160lm 3000K	

Options	Prod. no.
160lm 2700K CRI80	
white	112161
160lm 2700K CRI80	
grey	112165
160lm 2700K CRI80	
chrome	112162

Options	Prod. no.
160lm 3000K CRI80	
white	112221
160lm 3000K CRI80	
grey	112225
160lm 3000K CRI80	
chrome	112222

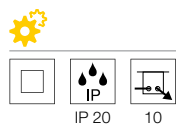
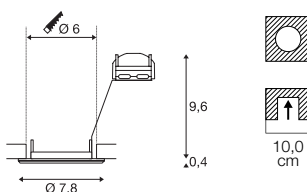




1000714 395



PIKA
DL, round, QPAR51, rigid



220-240V ~50/60Hz
Material: aluminium

- Spring clips
- Material thickness of mounting surface: max. 13mm

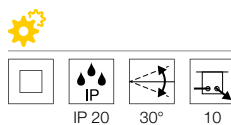
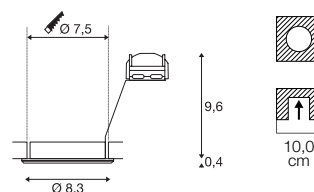
GU10 <50W

LED GU10 | 6W | 38°
2700K | 450lm | EEK=G
6kWh/1000h

Prod. no. 1005077

Options	Prod. no.
1xGU10	
white	1000714
1xGU10	
grey	1000717
1xGU10	
chrome	1000715
1xGU10	
brass	1000716

PIKA
DL, round, QPAR51, pivoting



220-240V ~50/60Hz
Material: aluminium

- Spring clips
- Material thickness of mounting surface: max. 15mm

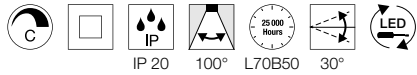
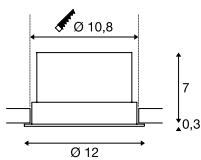
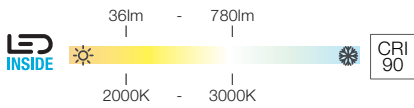
GU10 <50W

LED GU10 51mm | 6W | 38°
2700K | 450lm | EEK=G
6kWh/1000h

Prod. no. 1005075

Options	Prod. no.
1xGU10	
white	1000718
1xGU10	
grey	1000721
1xGU10	
chrome	1000719
1xGU10	
brass	1000720

OCULUS
CL, MOVE, PHASE



220-240V ~50/60Hz | 250mA
Total wattage: 11W
Material: aluminium/glass

- Mounting spring
- Material thickness of mounting surface: 7-20 mm
- Additional frosted lens included



1004668, 1004669	36-780lm 2000-3000K	A → G F

Options	Prod. no.
36-780lm 2000-3000K CRI90	
■ black	1004668
36-780lm 2000-3000K CRI90	
□ white	1004669

1004668 396





117331 397

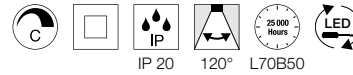
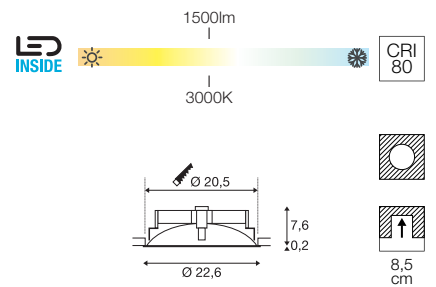
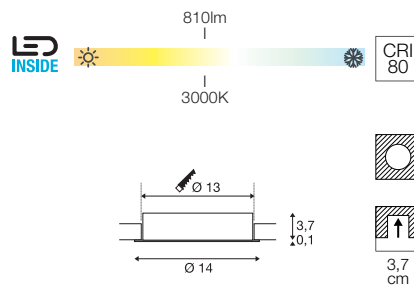



117311 397

OCCULDAS 14
EL, indirect, PHASE

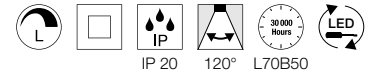


OCCULDAS 23
EL, indirect, PHASE



220-240V ~50/60Hz | 350mA
Total wattage: 15W
Material: aluminium/steel

- Mounting spring
- Material thickness of mounting surface: max. 10-30 mm



200-240V ~50/60Hz | 700mA
Total wattage: 26W
Material: aluminium/steel

- Mounting spring
- Material thickness of mounting surface: max. 10-30 mm



117331	810lm 3000K	

Options Prod. no.
810lm | 3000K | CRI80
□ white 117331



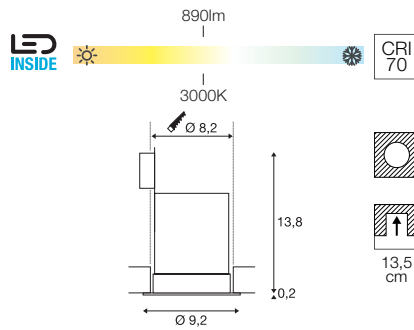
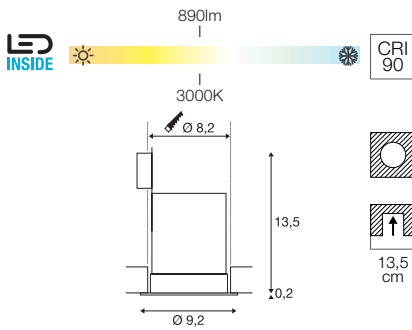


117311	1500lm 3000K	

Options Prod. no.
1500lm | 3000K | CRI80
□ white 117311

CONTONE®
DL, round, adjustable,
PHASE

CONTONE®
DL, round, rigid, PHASE

161271 398



220-240V ~50/60Hz | 350mA
Total wattage: 16W
Material: aluminium

220-240V ~50/60Hz | 350mA
Total wattage: 16W
Material: aluminium

- Material thickness of mounting surface: max. 25mm

- Material thickness of mounting surface: max. 25mm

161271	890lm 3000K	

161291	890lm 3000K	

Options	Prod. no.
890lm 3000K CRI90	
<input type="checkbox"/> white	161271

Options	Prod. no.
890lm 3000K CRI70	
<input type="checkbox"/> white	161291

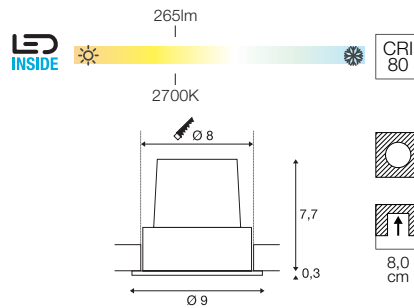


161291 398



114481 399

H-LIGHT
DL, round, PHASE



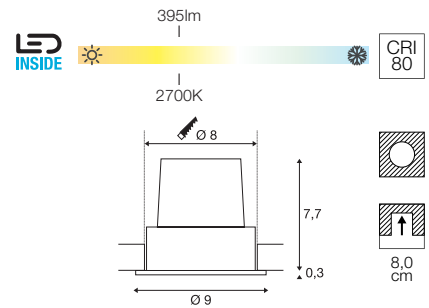
220-240V ~50/60Hz | 500mA
Total wattage: 11W
Material: aluminium

- Spring clips
- Material thickness of mounting surface: max. 30 mm

114480, 114481	265lm 2700K	A → G
		A F G E

Options	Prod. no.
265lm 2700K CRI80	
■ black	114480
265lm 2700K CRI80	
□ white	114481

H-LIGHT
DL, oval, PHASE



220-240V ~50/60Hz | 500mA
Total wattage: 11W
Material: aluminium

- Spring clips
- Material thickness of mounting surface: max. 30 mm

114490, 114491	395lm 2700K	A → G
		A F G E

Options	Prod. no.
395lm 2700K CRI80	
■ black	114490
395lm 2700K CRI80	
□ white	114491

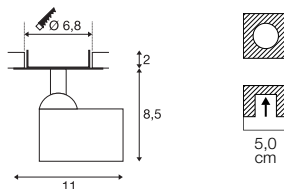
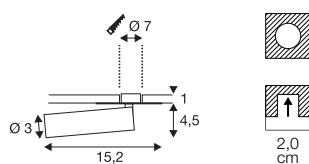
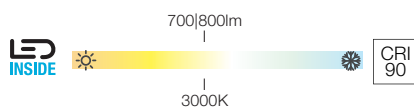
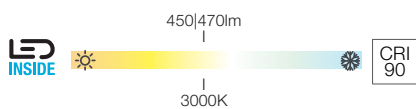




114490 399

KARPO 30
EL



HELIA
EL



500mA
Power consumption: 7.5W
Material: aluminium/steel

500mA
Power consumption: 9W
Material: aluminium

- Spring clips
- Material thickness of mounting surface: max. 12 mm
- Driver not included


- Spring clips
- Material thickness of mounting surface: 15 mm
- Driver not included

152380, 152381	450lm 470lm 3000K	


156530, 156531	700lm 800lm 3000K	

Options	Prod. no.
450lm 3000K CRI90	
■ black	152380
470lm 3000K CRI90	
□ white	152381

Options	Prod. no.
700lm 3000K CRI90	
■ black	156530
800lm 3000K CRI90	
□ white	156531



152380 400

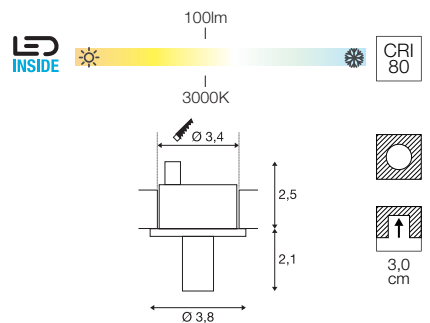


156531 400



1001156 401

LIGHTPOINT
EL



350mA
Power consumption: 1W
Material: aluminium/polymethylacrylate (PMMA)

- Material thickness of mounting surface:
- Driver not included



1001156, 1001155	100lm 3000K	A → G A ↑ F



- Connector strip, 3 outlets
Prod. no. 111850
- LED driver 3W | 350mA |
incl. strain relief
Prod. no. 464107

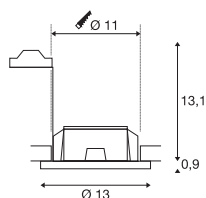
Options	Prod. no.
100lm 3000K CRI80 □ white	1001156
100lm 3000K CRI90 ■ chrome	1001155

PLASTRA

RL, round, QPAR51



SOCKET INSIDE            <35 W



13,5 cm



IP 20

220-240V ~50/60Hz
Material: plaster/steel

- Spring clips and mounting plate
- Material thickness of mounting surface: max. 25mm



GU10 <35W



LED GU10 51mm | 4W | 36°
3000K | 280lm | EEC=F
4kWh/1000h



Prod. no. 1004973

Options	Prod. no.
1xGU10	
<input type="checkbox"/> white	148070

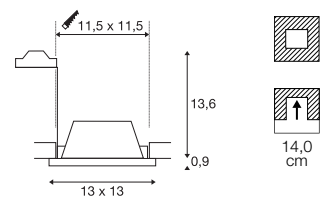
148070

402





148071 403

PLASTRA
RL, square, QPAR51**SOCKET INSIDE** <35 W

IP 20

220-240V ~50/60Hz
Material: plaster/steel

- Spring clips and mounting plate
- Material thickness of mounting surface: max. 25mm

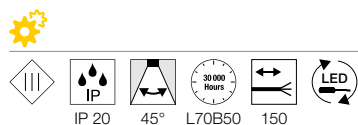
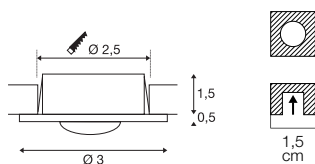
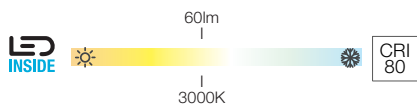


GU10 <35W

LED GU10 51mm | 4W | 36°
2700K | 270lm | EEK=G
4kWh/1000h**Prod. no. 1004972**

Options	Prod. no.
1xGU10	
<input type="checkbox"/> white	148071

DEKLED
EL



350mA
Material: aluminium/polycarbonate (PC)

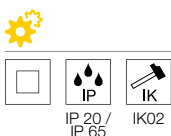
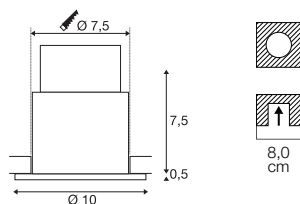
- Spring clips
- Material thickness of mounting surface: 10 mm

112242	60lm 3000K	

LED driver 320mA | 3W incl. strain relief
Prod. no. 464108

Options	Prod. no.
60lm 3000K CRI80 aluminium	112242

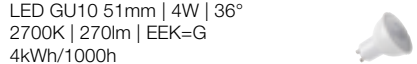
VARU
EL, QPAR51



220-240V ~50/60Hz
Material: aluminium/glass

- Spring clips
- Material thickness of mounting surface: 15 mm

	GU10 <5W Diameter: 5 cm
	LED GU10 51mm 4W 36° 2700K 270lm EEK=G 4kWh/1000h Prod. no. 1004972



Options	Prod. no.
1xGU10 black	1001930
1xGU10 white/black	1001931

112242 404



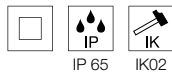
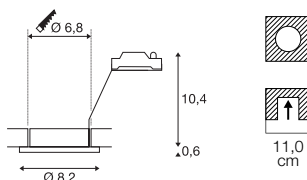
1001931 404





1001166 405

DOLIX OUT
EL, round, QPAR51



220-240V ~50/60Hz
Material: aluminium/glass

- Spring clips
- Material thickness of mounting surface: max. 20mm



GU10 <50W


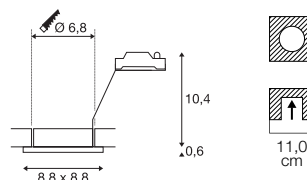


LED GU10 51mm | 4W | 36°
3000K | 270lm | EEK=G
4kWh/1000h

Prod. no. 1004973

Options	Prod. no.
1xGU10	
□ white	1001165
1xGU10	
■ chrome	1001166
1xGU10	
■ grey	1001167
1xGU10	
■ silver	1001168

DOLIX OUT
EL, square, QPAR51



220-240V ~50/60Hz
Material: aluminium/glass

- Spring clips
- Material thickness of mounting surface: max. 20mm



GU10 <50W



LED GU10 | 6W | 36°
2700K | 900lm | EEK=G
6kWh/1000h

Prod. no. 1005273

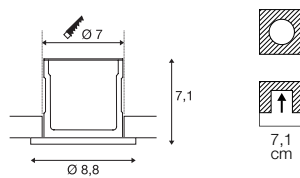
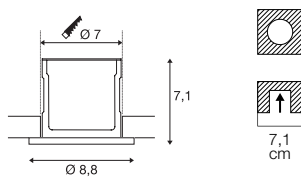
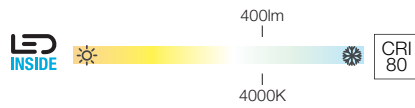
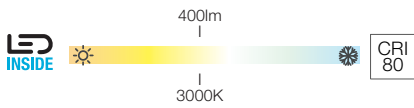
Options	Prod. no.
1xGU10	
□ white	1001169
1xGU10	
■ chrome	1001170
1xGU10	
■ grey	1001171
1xGU10	
■ silver	1001172



1001172 405

KAMUELA ECO
EL, round, PHASE

KAMUELA ECO
EL, round, PHASE



220-240V ~50Hz
Total wattage: 6.5W
Material: aluminium/plastic

220-240V ~50Hz
Total wattage: 6.5W
Material: aluminium/plastic

- Spring clips
- Material thickness of mounting surface: max. 40mm
- Fire resistant for at least 90 minutes compliant with BS 476-21


- Spring clips
- Material thickness of mounting surface: max. 40mm
- Fire resistant for at least 90 minutes compliant with BS 476-21

1001015, 1001016	400lm 3000K	

1001017, 1001018	400lm 4000K	

Options	Prod. no.
400lm 3000K CRI80	
■ black	1001015
400lm 3000K CRI80	
□ white	1001016

Options	Prod. no.
400lm 4000K CRI80	
■ black	1001017
400lm 4000K CRI80	
□ white	1001018

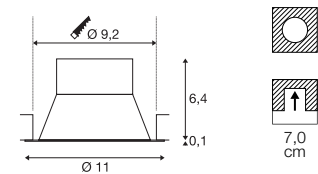
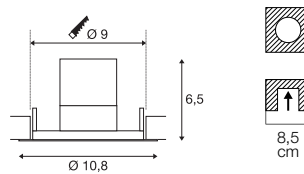
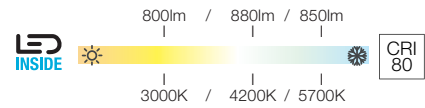
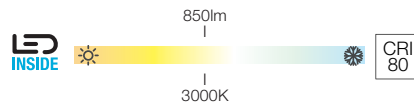




1001264 407

KINI
EL, PHASE

AKALO D83
EL, PHASE



220-240V ~50/60Hz | 260mA
Total wattage: 12W
Material: aluminium/polycarbonate (PC)

220-240V ~50/60Hz | 120mA
Total wattage: 9W
Material: aluminium/polycarbonate (PC)

- Spring clips
- Material thickness of mounting surface: 5-20mm

- Spring clips
- Material thickness of mounting surface: 20 mm
- Kelvin value can be configured via rear switch

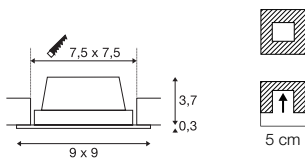
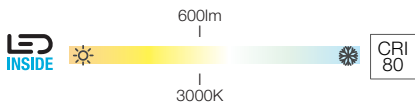
1000833	850lm 3000K	

1001264	800/880/850lm 3000/4200/5700K	

Options	Prod. no.
850lm 3000K CRI80 <input type="checkbox"/> white	1000833

Options	Prod. no.
800/880/850lm 3000/4200/5700K CRI80 <input type="checkbox"/> white	1001264

FRAME BASIC SET
RL



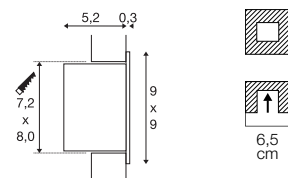
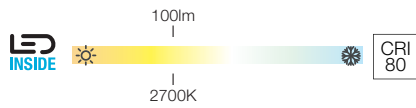
220-240V ~50/60Hz | 350mA
Total wattage: 8.3W
Material: aluminium/acrylic

- Spring clips
- Material thickness of mounting surface: max. 20mm

112720, 112721	445lm 3000K	

Options	Prod. no.
600lm 3000K CRI80 ■ black	112720
600lm 3000K CRI80 □ white	112721

FRAME CURVE
EL, HV



100-277V ~50/60Hz | 350mA
Total wattage: 3.1W
Material: aluminium

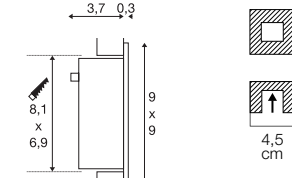
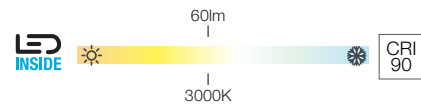

- Spring clips
- Material thickness of mounting surface: 10-30 mm

1000574, 1000575	100lm 2700K	

- Flush frame
Prod. no. 112780
 ■ Panel connection
Prod. no. 112781

Options	Prod. no.
100lm 2700K CRI80 □ white	1000574
100lm 2700K CRI90 ■ grey	1000575

FRAME CURVE
EL




350mA
Total wattage: 1W
Material: aluminium

- Spring clips
- Material thickness of mounting surface: max. 10-30 mm
- AMP connector incl. / driver excl.

113292, 111292	60lm 3000K	

- Connector strip, 3 outlets
Prod. no. 111850
 ■ Cable extension, 1m
Prod. no. 111861
 ■ Flush frame
Prod. no. 112780
 ■ Panel connection
Prod. no. 112781
 □ LED driver 350mA | 3W
 incl. strain relief
Prod. no. 464107

Options	Prod. no.
60lm 3000K CRI90 □ white	113292
60lm 3000K CRI90 ■ grey	111292

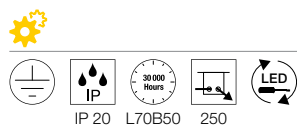
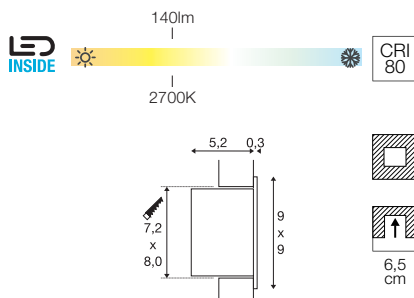


111292 408



1000577 409

FRAME BASIC RL, HV



100-277V ~50/60Hz | 350mA
Total wattage: 3.1W
Material: aluminium

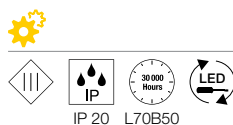
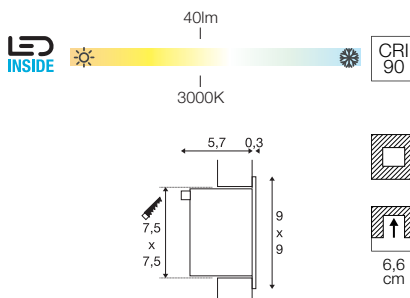
- Spring clips
- Material thickness of mounting surface: 10-30 mm

1000576, 1000577	140lm 2700K	

- Flush frame
Prod. no. 112780
- Panel connection
Prod. no. 112781

Options	Prod. no.
140lm 2700K CRI80 <input type="checkbox"/> white	1000576
140lm 2700K CRI90 <input checked="" type="checkbox"/> grey	1000577

FRAME BASIC RL



350mA
Total wattage: 1W
Material: aluminium/glass

- Spring clips
- Material thickness of mounting surface: max. 10-30 mm
- AMP connector incl. / driver excl.

113262, 111262	40lm 3000K	

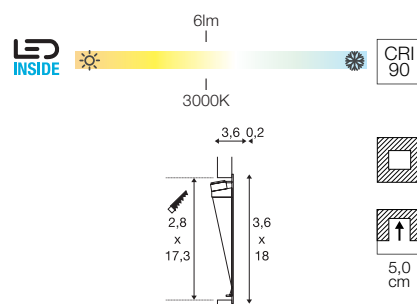
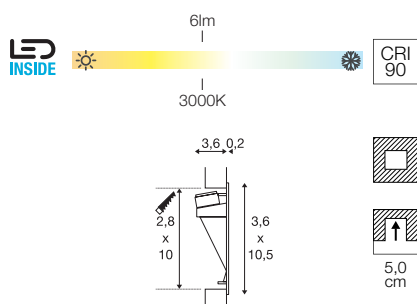
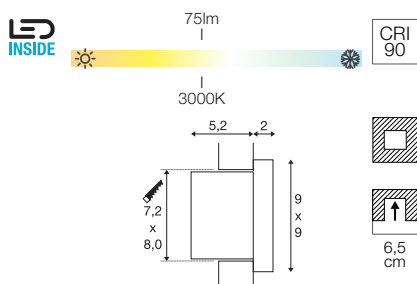


- Connector strip, 3 outlets
Prod. no. 111850
- Cable extension, 1m
Prod. no. 111861
- Flush frame
Prod. no. 112780
- Panel connection
Prod. no. 112781
- LED driver 350mA | 3W
 incl. strain relief
Prod. no. 464107

Options	Prod. no.
40lm 3000K CRI90 <input type="checkbox"/> white	113262
40lm 3000K CRI90 <input checked="" type="checkbox"/> grey	111262

QUAD FRAME 9
WL

NOTAPO S
RL

NOTAPO L
RL



100-240V ~50/60Hz | 350mA
Total wattage: 3W
Material: aluminium/aluminium

700mA
Total wattage: 2W
Material: aluminium

700mA
Total wattage: 2W
Material: aluminium

- Spring clips
- Material thickness of mounting surface: 10-30 mm

- Spring clips
- Open cable end

- Spring clips
- Open cable end

1003466	75lm 3000K	

1002979	6lm 3000K	

1002980	6lm 3000K	

- +**
- Flush frame
Prod. no. 112780
 - Panel connection
Prod. no. 112781

- +**
- LED driver 700mA | 10.5W dimmable incl. strain relief
Prod. no. 464142
 - LED driver 700mA | 30W incl. strain relief
Prod. no. 464200
 - NOTAPO | mounting frame
Prod. no. 1002981

- +**
- LED driver 700mA | 10.5W dimmable incl. strain relief
Prod. no. 464142
 - LED driver 700mA | 30W incl. strain relief
Prod. no. 464200
 - NOTAPO | mounting frame
Prod. no. 1002981

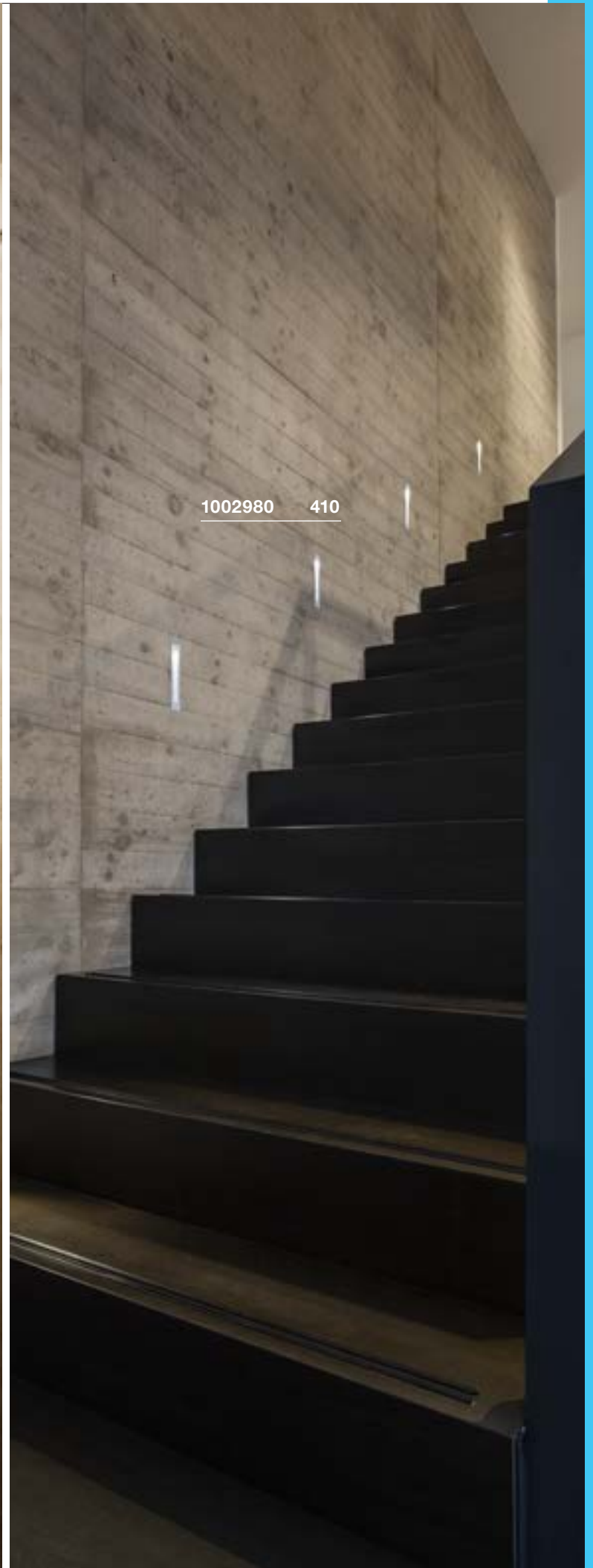
Options	Prod. no.
75lm 3000K CRI90 <input type="checkbox"/> white	1003466

Options	Prod. no.
6lm 3000K CRI90 H: 10.5 cm <input type="checkbox"/> white	1002979

Options	Prod. no.
6lm 3000K CRI90 H: 18 cm <input type="checkbox"/> white	1002980



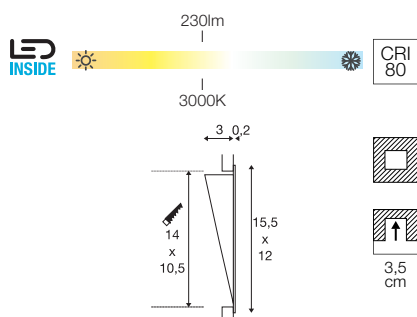
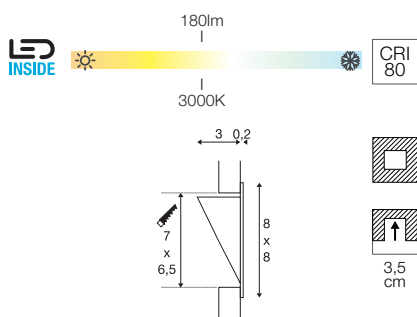
1003466 410



1002980 410

DOWNUNDER PUR 80 EL

DOWNUNDER PUR 150 EL



IP 20 L70B50

IP 20 L70B50

350mA
 Total wattage: 3.6W
 Material: aluminium/steel

500mA
 Total wattage: 5.2W
 Material: aluminium/steel

- Mounting spring
- Material thickness of mounting surface: max. 15mm

- Mounting spring
- Material thickness of mounting surface: max. 15mm

151950	180lm 3000K	


151952	230lm 3000K	

Mounting frame
Prod. no. 151960
 LED driver 320mA | 10W
Prod. no. 464140

Mounting frame
Prod. no. 151962
 LED driver 500mA | 15W dimmable
Prod. no. 464144

Options	Prod. no.
180lm 3000K CRI80	
<input type="checkbox"/> white	151950

Options	Prod. no.
230lm 3000K CRI80	
<input type="checkbox"/> white	151952

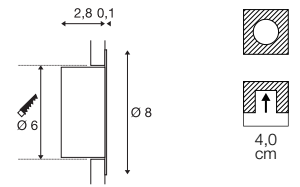
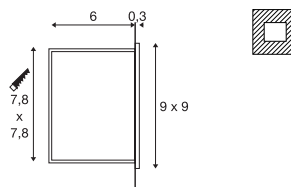
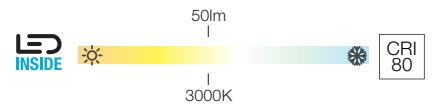
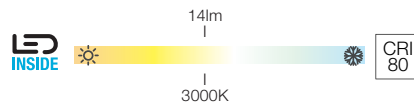




1002982 413

MOBALA
EL

WORD
EL



IP 20 L70B50

IP 20 L70B50 35

100-240V ~50/60Hz | 24V
 Total wattage: 1.3W
 Material: aluminium

350mA
 Total wattage: 1.2W
 Material: steel

- This product is suitable for installation in cavity walls and flush-mounted sockets for switches/sockets
- Open cable end

1002982	14lm 3000K	

1002922	50lm 3000K	

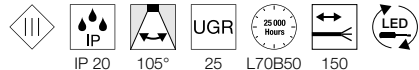
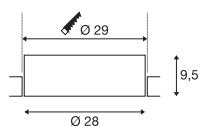
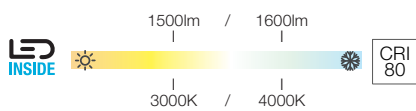
-
- MOBALA | panel connection
Prod. no. 1002983
 - MOBALA | mounting frame
Prod. no. 1002984

-
- LED driver 320mA | 3W incl. strain relief
Prod. no. 464108

Options	Prod. no.
14lm 3000K CRI80 □ white	1002982

Options	Prod. no.
50lm 3000K CRI80 □ white	1002922

MEDO 30
EL, frameless



350mA
Total wattage: 14W
Material: aluminium/polymethylacrylate (PMMA)

- Open cable end



		A → G
1001901	1500/1600lm 3000/4000K	A → G C

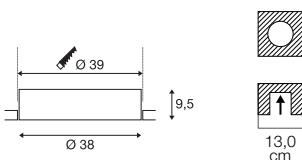
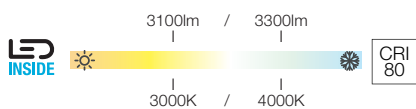


□ LED driver 20W | 350mA | 1-10V/
DALI dimmable | incl. strain relief
Prod. no. 1002423

Options	Prod. no.
1500/1600lm 3000/4000K CRI80	
□ white	1001901



MEDO 40
EL, frameless



700mA
Total wattage: 28W
Material: aluminium/polymethylacrylate (PMMA)

- Open cable end



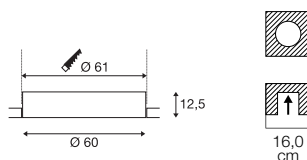
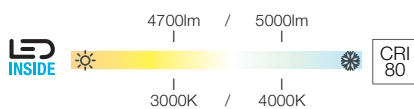
1001902	3100/3300lm 3000/4000K	



- LED driver 40W | 700/900/1000mA incl. strain relief
Prod. no. 1006120
- LED driver 40W | 700mA | dimmable
Prod. no. 1005446
- LED driver 40W | 700mA | 1-10V/ DALI dimmable | incl. strain relief
Prod. no. 1002424

Options	Prod. no.
3100/3300lm 3000/4000K CRI80	
<input type="checkbox"/> white	1001902

MEDO 60
EL, frameless



1000/1050mA
Total wattage: 36W
Material: aluminium/polymethylacrylate (PMMA)

- Open cable end



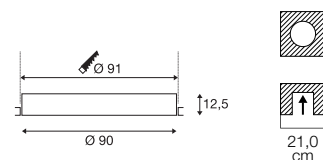
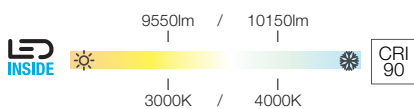
1001903	4700/5000lm 3000/4000K	



- LED driver 40W | 700/900/1000mA incl. strain relief
Prod. no. 1006120
- LED driver 40W | 700mA | dimmable
Prod. no. 1005446
- LED driver 40W | 700mA | 1-10V/ DALI dimmable | incl. strain relief
Prod. no. 1002424

Options	Prod. no.
4700/5000lm 3000/4000K CRI80	
<input type="checkbox"/> white	1001903

MEDO 90
EL, frameless



1000/1050mA
Total wattage: 72W
Material: aluminium/polymethylacrylate (PMMA)

- 2 LED drivers are required.
- Open cable end



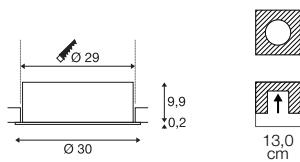
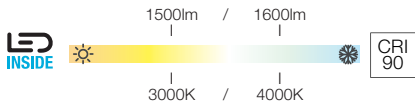
1001904	9550/10150lm 3000/4000K	



- LED driver 40W | 700/900/1000mA incl. strain relief
Prod. no. 1006120
- LED driver 40W | 700mA | dimmable
Prod. no. 1005446
- LED driver 40W | 700mA | 1-10V/ DALI dimmable | incl. strain relief
Prod. no. 1002424

Options	Prod. no.
9550/10150lm 3000/4000K CRI90	
<input type="checkbox"/> white	1001904

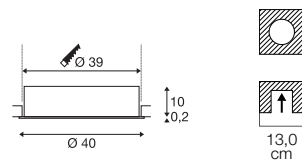
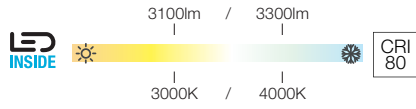
MEDO 30
EL, mounting frame



350mA
Total wattage: 14W
Material: aluminium/polymethylacrylate (PMMA)

- Open cable end

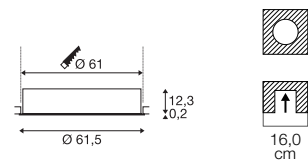
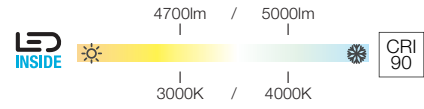
MEDO 40
EL, mounting frame



700mA
Total wattage: 28W
Material: aluminium/polymethylacrylate (PMMA)

- Open cable end

MEDO 60
EL, mounting frame



1000/1050mA
Total wattage: 36W
Material: aluminium/polymethylacrylate (PMMA)

- Open cable end

1001905	1500/1600lm 3000/4000K	

LED driver 20W | 350mA | 1-10V/
DALI dimmable | incl. strain relief
Prod. no. 1002423

1001906	3100/3300lm 3000/4000K	

LED driver 40W | 700/900/1000mA
incl. strain relief
Prod. no. 1006120

 LED driver 40W | 700mA |
dimmable
Prod. no. 1005446

 LED driver 40W | 700mA | 1-10V/
DALI dimmable | incl. strain relief
Prod. no. 1002424

1001907	4700/5000lm 3000/4000K	

LED driver 40W | 700/900/1000mA
incl. strain relief
Prod. no. 1006120

 LED driver 40W | 700mA |
dimmable
Prod. no. 1005446

 LED driver 40W | 700mA | 1-10V/
DALI dimmable | incl. strain relief
Prod. no. 1002424

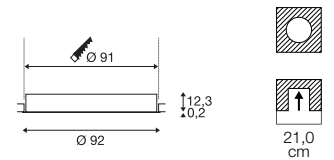
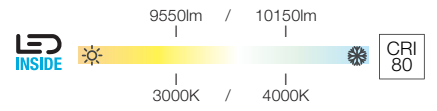
Options	Prod. no.
1500/1600lm 3000/4000K CRI90 <input type="checkbox"/> white	1001905

Options	Prod. no.
3100/3300lm 3000/4000K CRI80 <input type="checkbox"/> white	1001906

Options	Prod. no.
4700/5000lm 3000/4000K CRI90 <input type="checkbox"/> white	1001907



MEDO 90
EL, mounting frame



1000/1050mA
Total wattage: 72W
Material: aluminium/polymethylacrylate (PMMA)

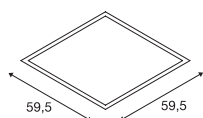
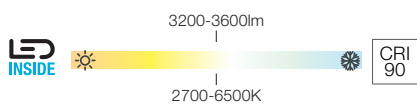
- 2 LED drivers are required
- Open cable end

1001908	9550/10150lm 3000/4000K	

- +**
- LED driver 40W | 700/900/1000mA incl. strain relief
Prod. no. 1006120
 - LED driver 40W | 700mA dimmable
Prod. no. 1005446
 - LED driver 40W | 700mA | 1-10V/ DALI dimmable | incl. strain relief
Prod. no. 1002424

Options	Prod. no.
9550/10150lm 3000/4000K CRI80 <input type="checkbox"/> white	1001908

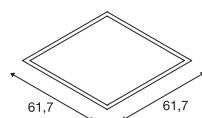
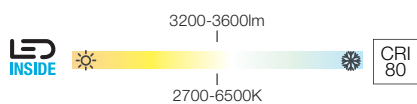
CONNECTED LED PANEL
595x595mm, UGR<19



100-240V ~50/60Hz | 1050mA
Total wattage: 43W
Material: aluminium/acrylic

- Remote control and dimming with Remote Control CCT/DIM [1002994] or Gateway [1002411]

CONNECTED LED PANEL
620x620mm, UGR<19



100-240V ~50/60Hz | 1050mA
Total wattage: 43W
Material: aluminium/acrylic

- Remote control and dimming with Remote Control CCT/DIM [1002994] or Gateway [1002411]

1001250	3200-3600lm 2700-6500K	

Options **Prod. no.**
3200-3600lm | 2700-6500K | CRI90
 white **1001250**

1001251	3200-3600lm 2700-6500K	

Options **Prod. no.**
3200-3600lm | 2700-6500K | CRI80
 white **1001251**

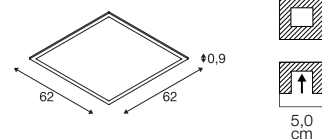
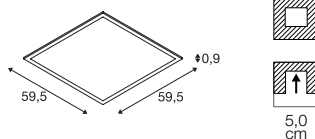

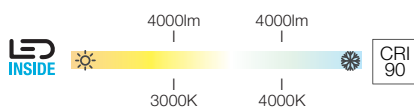




1003084 419

LED PANEL
600x600mm

LED PANEL
620x620mm



1050mA
Power consumption: 35W
Material: aluminium/polystyrene (PS)

1050mA
Power consumption: 35W
Material: aluminium/polystyrene (PS)

- Open cable end

- Open cable end

1003083, 1003084	4000lm 3000 4000K	

1003073, 1003074	4000lm 3000 4000K	

-
- LED driver 1050mA | 40W Triac phase-control dimmable
Prod. no. 464804
 - LED driver 50W | 700-1400mA | 1-10V/DALI dimmable | incl. strain relief
Prod. no. 1002425

-
- LED driver 1050mA | 40W Triac phase-control dimmable
Prod. no. 464804
 - LED driver 50W | 700-1400mA | 1-10V/DALI dimmable | incl. strain relief
Prod. no. 1002425

Options	Prod. no.
4000lm 3000K CRI90 <input type="checkbox"/> white	1003083
4000lm 4000K CRI90 <input type="checkbox"/> white	1003084

Options	Prod. no.
4000lm 3000K CRI90 <input type="checkbox"/> white	1003073
4000lm 4000K CRI90 <input type="checkbox"/> white	1003074

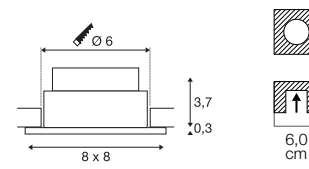
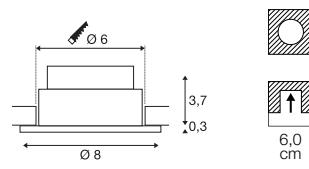
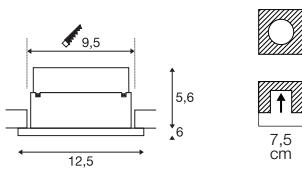
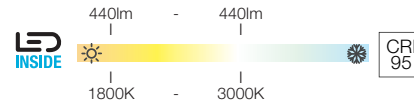
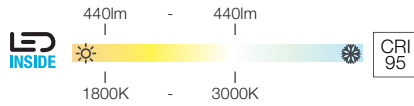
P-LIGHT
EL



PATTA-I
EL, round, PHASE



PATTA-I
DL, square, PHASE



220-240V ~50Hz
Total wattage: 5W
Material: ABS / Polycarbonate (PC)

220-240V ~50/60Hz | 350mA
Total wattage: 7.3W
Material: aluminium/glass

220-240V ~50/60Hz | 350mA
Total wattage: 7.3W
Material: aluminium/glass

- Spring clips
- Material thickness of mounting surface: max. 25mm
- Can be used as emergency lighting. Auto test function. Ni-Mh battery 2x 3.6V 1.5Ah included. Emergency operation via battery 3 hrs. Beam angle 90°

- Products are delivered with spring clips. Leaf springs are included with the product and can be replaced
- Material thickness of mounting surface: 20 mm

- Products are delivered with spring clips. Leaf springs are included with the product and can be replaced
- Material thickness of mounting surface: 20 mm

Accumulator
Prod. no. 240024

1002098, 1002099, 1002100	440lm 1800-3000K	

1002101, 1002102, 1002103	440lm 1800-3000K	

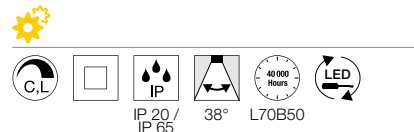
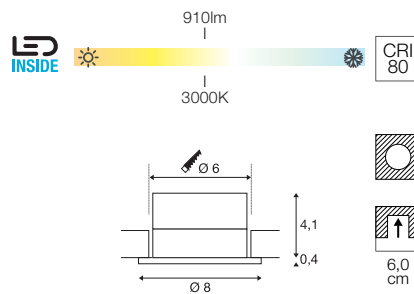
Options	Prod. no.
120lm 6000K CRI70	
<input type="checkbox"/> white	240006

Options	Prod. no.
440lm 1800-3000K CRI95	
<input checked="" type="checkbox"/> black	1002098
440lm 1800-3000K CRI95	
<input type="checkbox"/> white	1002099
440lm 1800-3000K CRI95	
<input type="checkbox"/> brushed aluminium	1002100

Options	Prod. no.
440lm 1800-3000K CRI95	
<input checked="" type="checkbox"/> black	1002101
440lm 1800-3000K CRI95	
<input type="checkbox"/> white	1002102
440lm 1800-3000K CRI95	
<input type="checkbox"/> brushed aluminium	1002103



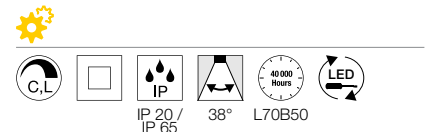
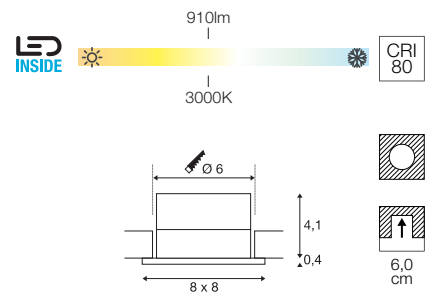

PATTA-I
EL, round, PHASE



220-240V ~50/60Hz | 500mA
Total wattage: 11W
Material: aluminium/glass

- Spring clips
- Material thickness of mounting surface: 25 mm

PATTA-I
EL, square, PHASE



220-240V ~50/60Hz | 500mA
Total wattage: 11W
Material: aluminium/glass

- Spring clips
- Material thickness of mounting surface: 25 mm




114420, 114421, 114426	910lm 3000K	A → G	A ↑ G E

Options	Prod. no.
910lm 3000K CRI80	
■ black	114420
910lm 3000K CRI80	
□ white	114421
910lm 3000K CRI80	
▒ brushed aluminium	114426

114430, 114431, 114436	910lm 3000K	A → G	A ↑ G E

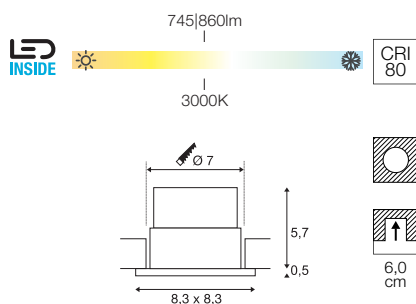
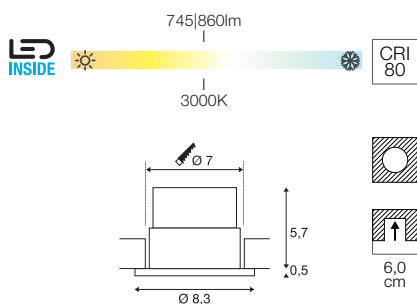
Options	Prod. no.
910lm 3000K CRI80	
■ black	114430
910lm 3000K CRI80	
□ white	114431
910lm 3000K CRI80	
▒ brushed aluminium	114436



PATTA-F
EL, round, PHASE



PATTA-F
EL, square, PHASE



220-240V ~50/60Hz | 500mA
Total wattage: 11W
Material: aluminium/glass

- Spring clips
- Material thickness of mounting surface: 20 mm

220-240V ~50/60Hz | 500mA
Total wattage: 11W
Material: aluminium/glass

- Spring clips
- Material thickness of mounting surface: 20 mm

114440, 114441	745lm 860lm 3000K	

114450, 114451	745lm 860lm 3000K	

Options	Prod. no.
745lm 3000K CRI80	
■ black	114440
860lm 3000K CRI80	
□ white	114441

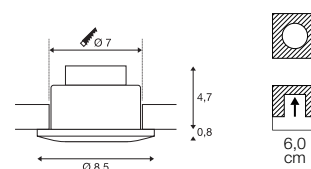
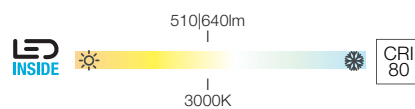
Options	Prod. no.
745lm 3000K CRI80	
■ black	114450
860lm 3000K CRI80	
□ white	114451



114450 422



OUT 65
EL, round, PHASE



IP 20 / IP 65 38° L70B50

220-240V ~50/60Hz | 500mA
Total wattage: 11W
Material: aluminium/glass

- Spring clips
- Material thickness of mounting surface: 20 mm



		A → G
114460, 114461	510lm 640lm 3000K	A F G → E

Options	Prod. no.
510lm 3000K CRI80	
■ black	114460
640lm 3000K CRI80	
□ white	114461

A PROFESSIONAL SET-UP.

HIGH-VOLTAGE 3-PHASE TRACK SYSTEMS FOR NEW LIGHTING ACCENTS.

Well-designed lighting is essential, especially where there's plenty to see. High-voltage 3-phase track systems are perfect for shops and exhibition stands. They create the perfect illumination and present products and exhibits in just the right light.




1001865 458



1004267 67

3-phase spots from the NUMINOS® down and spotlight system can be found on pages 62 to 71.
Or for easy online configuration, visit:
www.numinos.slv.com





1006157 444

HIGH-VOLTAGE 3-PHASE TRACK SYSTEMS

NEW						NEW	NEW		
	440	441	441	443	443	444	444	444	445
							NEW		
	445	446	446	447	448	448	450	451	451
	451	452	452	453	453	453	454	454	454
	454	456	456	457	457	458	459	459	459
	459								



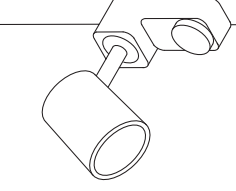
Suitable mounting rails and accessories can be found on pages 431-439

You can find more lights and variants at www.slv.com
 Manufacturer's details for our recommended lamps are given in the chapter 'Lamps', from page 808


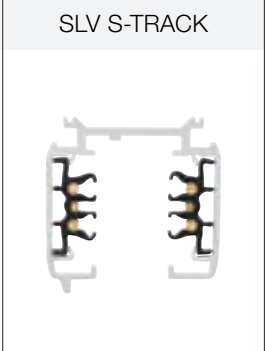
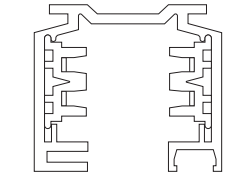
COMPATIBILITY

3-phase track systems

Compatible with lights/adapters from:

 Use	SLV	Global/Nordic	EUTRAC®
			
without DALI	✓	✓	★
with DALI	✓	✓	✗

Compatible with tracks and track components from:

 Use	SLV S-TRACK	Global/Nordic	EUTRAC®
			
without DALI	✓	✓	✓
with DALI	✓	✓	✓★★

- ★ Subject to prior testing using light and track samples
- ★★ But without DALI functionality

Details not guaranteed.

Technical data and dimensions are subject to change without notice.

During the planning phase of the project, check the project using samples to ensure functionality.

Compatibility refers only to tracks/lights.

Tracks and track components from different manufacturers should not be combined.

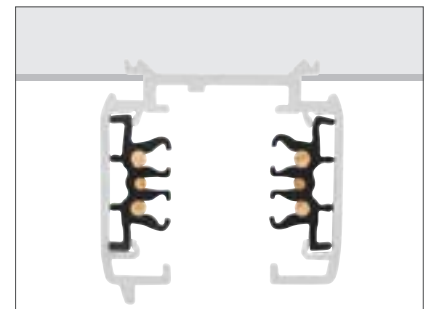
The SLV track systems and components are highly compatible with lights and adapters from: EUTRAC®, Staff/Zumtobel, Neuco, Lytespan 3, Mela and Nordlux. Subject to prior testing using lights and track samples.





S-TRACK

3-phase surface-mounted track DALI



	1 m	1 m	2 m	2 m
Nominal voltage (V)	220-240V ~50/60Hz	220-240V ~50/60Hz	220-240V ~50/60Hz	220-240V ~50/60Hz
Max. current (A)	16	16	16	16
Max. mech. load	30 kg	30 kg	30 kg	30 kg
Material	aluminium	aluminium	aluminium	aluminium
Colour	■ black	□ white	■ black	□ white
L x W x H (cm)	100 x 3.6 x 3.6	100 x 3.6 x 3.6	200 x 3.6 x 3.6	200 x 3.6 x 3.6
Prod. no.	1004937	1004938	1002631	1002632

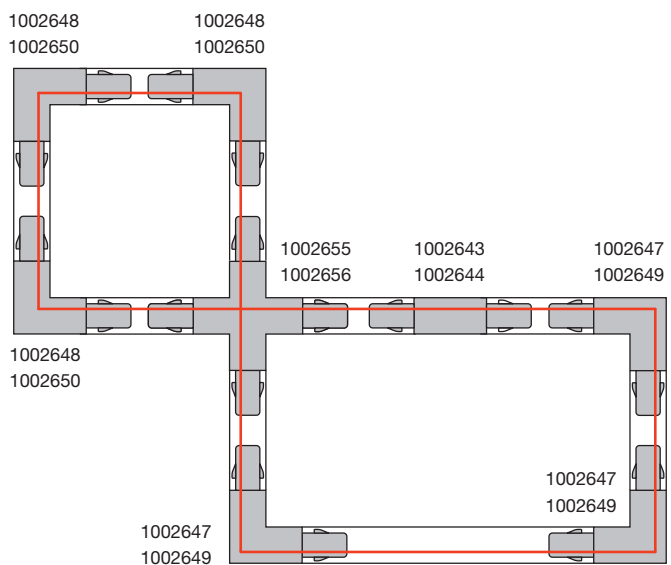
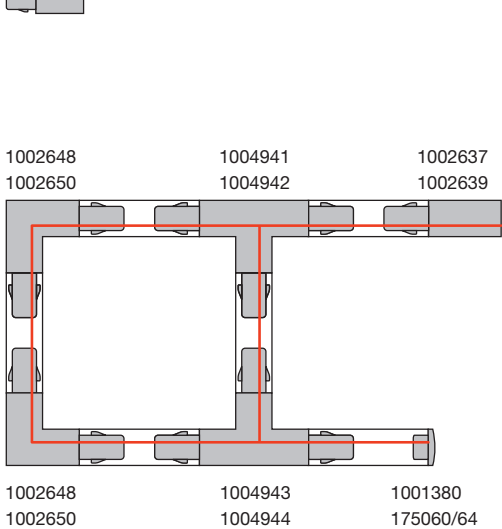
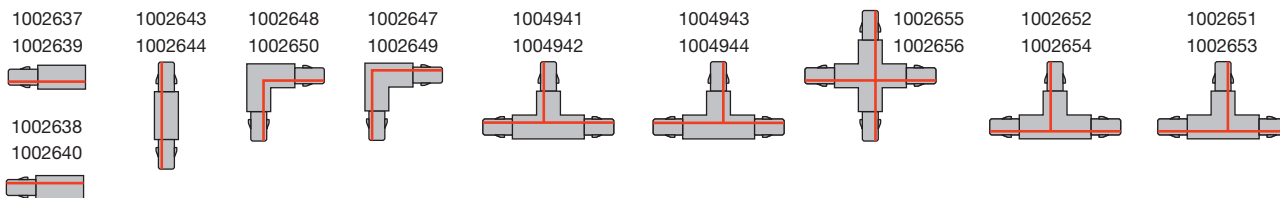
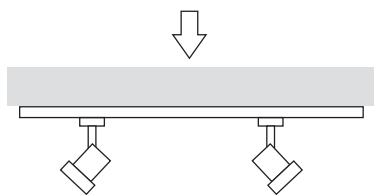


	3 m	3 m	4 m	4 m
Nominal voltage (V)	220-240V ~50/60Hz	220-240V ~50/60Hz	220-240V ~50/60Hz	220-240V ~50/60Hz
Max. current (A)	16	16	16	16
Max. mech. load	30 kg	30 kg	30 kg	30 kg
Material	aluminium	aluminium	aluminium	aluminium
Colour	■ black	□ white	■ black	□ white
L x W x H (cm)	300 x 3.6 x 3.6	300 x 3.6 x 3.6	400 x 3.6 x 3.6	400 x 3.6 x 3.6
Prod. no.	1002633	1002634	1002635	1002636

S-TRACK

3-phase DALI surface-mounted track
 Planning assistance and accessories at a glance

View of components from above on the installation side



**Feed-in, DALI, earth left**

10 A max. | polycarbonate (PC)
L: 13.9 cm W: 3.5 cm H: 3.3 cm

■ black Prod. no.: **1002637**
□ white Prod. no.: **1002639**

**Insulating connector**

Polycarbonate (PC)
L: 6.8 cm W: 3.1 cm H: 2.6 cm

■ black Prod. no.: **175080**
□ white Prod. no.: **1001382**

**Feed-in, DALI, earth right**

16 A max. | polycarbonate (PC)
L: 13.9 cm W: 3.5 cm H: 3.3 cm

■ black Prod. no.: **1002638**
□ white Prod. no.: **1002640**

**Mounting bracket**

Steel
L: 4 cm W: 3.4 cm H: 1.25 cm

■ black Prod. no.: **1002657**
□ white Prod. no.: **1002658**

**Feed-in, DALI, earth external**

16 A max. | polycarbonate (PC)
L: 11.9 cm W: 11.9 cm H: 3.3 cm

■ black Prod. no.: **1002647**
□ white Prod. no.: **1002649**

**3-phase adapter, DALI**

10 A max. | polycarbonate (PC)
L: 11.3 cm W: 5.5 cm H: 3.3 cm

■ black Prod. no.: **1002660**
□ white Prod. no.: **1002659**

**Feed-in, DALI, earth internal**

16 A max. | polycarbonate (PC)
L: 11.9 cm W: 11.9 cm H: 3.3 cm

■ black Prod. no.: **1002648**
□ white Prod. no.: **1002650**

**Mech. 3-phase adapter**


Aluminium / polycarbonate (PC)
L: 6.6 cm W: 6.6 cm H: 3.1 cm

■ black Prod. no.: **175210**
□ white Prod. no.: **1001395**

**T-connector, DALI, earth external, left***

16 A max. | polycarbonate (PC)
L: 20.3 cm W: 11.9 cm H: 3.3 cm

■ black Prod. no.: **1002652**
□ white Prod. no.: **1002654**

**Cover**

Polycarbonate (PC)
L: 200 cm W: 2.2 cm H: 0.75 cm

■ black Prod. no.: **1004939**
□ white Prod. no.: **1004940**

**T-connector, DALI, earth external, right***


16 A max. | polycarbonate (PC)
L: 20.3 cm W: 11.9 cm H: 3.3 cm

■ black Prod. no.: **1002651**
□ white Prod. no.: **1002653**

**End cap**

Polycarbonate (PC)
L: 3.5 cm W: 3.3 cm H: 3.2 cm

■ black Prod. no.: **175060**
□ white Prod. no.: **1001380**

**T-connector, DALI, earth internal left***


16 A max. | polycarbonate (PC)
L: 20.3 cm W: 11.9 cm H: 3.3 cm

■ black Prod. no.: **1004941**
□ white Prod. no.: **1004942**

**Pendant suspension**

Aluminium / polycarbonate (PC)
L: 6 cm W: 6 cm H: 4 cm | max. 10 kg

■ black Prod. no.: **175160**
□ white Prod. no.: **1001390**

**T-connector, DALI, earth internal right***

16 A max. | polycarbonate (PC)
L: 20.3 cm W: 11.9 cm H: 3.3 cm

■ black Prod. no.: **1004943**
□ white Prod. no.: **1004944**

**Joint connector**

Aluminium
L: 18.2 cm W: 3.3 cm H: 2.1 cm

■ black Prod. no.: **175180**
□ white Prod. no.: **1001392**

**X-connector, DALI***

16 A max. | polycarbonate (PC)
L: 20.3 cm W: 20.3 cm H: 3.3 cm

■ black Prod. no.: **1002655**
□ white Prod. no.: **1002656**

**Hook**


Polycarbonate (PC) / steel
H: 5.2 cm diameter: 2.6 cm | max. 10 kg

■ black Prod. no.: **175190**
□ white Prod. no.: **1001393**

**Longitudinal connector: DALI**

16 A max. | polycarbonate (PC)
L: 10.6 cm W: 2.5 cm H: 2.8 cm

■ black Prod. no.: **1002641**
□ white Prod. no.: **1002642**

**Ceiling rose**

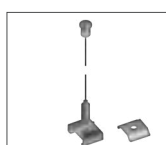
16 A max. | polycarbonate (PC)
H: 3.56 cm diameter: 14.32 cm

■ black Prod. no.: **1004684**
□ white Prod. no.: **1004685**

**Longitudinal connector, DALI***

10 A max. | polycarbonate (PC)
L: 20.3 cm W: 3.5 cm H: 3.3 cm

■ black Prod. no.: **1002643**
□ white Prod. no.: **1002644**

**Wire rope suspension, 2-piece**

Stainless steel/brass
L: 500 cm | max. 10 kg

■ nickel Prod. no.: **1002845**

**Flexible connector, DALI**

16 A max. | polycarbonate (PC)
L: 28.5 cm W: 3.5 cm H: 3.3 cm

■ black Prod. no.: **1002645**
□ white Prod. no.: **1002646**

* with feed-in capacity



EUTRAC®

3-phase surface-mounted track

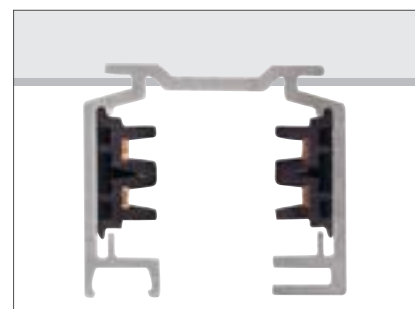


	1 m	1 m	1 m	2 m	2 m	2 m
Nominal voltage (V)	220-240V ~50/60Hz	220-240V ~50/60Hz	220-240V ~50/60Hz	220-240V ~50/60Hz	220-240V ~50/60Hz	220-240V ~50/60Hz
Max. current (A)	16	16	16	16	16	16
Material	aluminium/ polycarbonate (PC)	aluminium/ polycarbonate (PC)	aluminium/ polycarbonate (PC)	aluminium/ polycarbonate (PC)	aluminium/ polycarbonate (PC)	aluminium/ polycarbonate (PC)
Colour	■ black	□ white	■ grey	■ black	□ white	■ grey
L x W x H (cm)	100 x 3.6 x 3.2	100 x 3.6 x 3.2	100 x 3.6 x 3.2	200 x 3.6 x 3.2	200 x 3.6 x 3.2	200 x 3.6 x 3.2
Prod. no.	145100	1001510	145102	145200	1001511	145202

Manufacturer: EUTRAC® Stromschienen GmbH

	3 m	3 m	3 m
Nominal voltage (V)	220-240V ~50/60Hz	220-240V ~50/60Hz	220-240V ~50/60Hz
Max. current (A)	16	16	16
Material	aluminium/ polycarbonate (PC)	aluminium/ polycarbonate (PC)	aluminium/ polycarbonate (PC)
Colour	■ black	□ white	■ grey
L x W x H (cm)	300 x 3.6 x 3.2	300 x 3.6 x 3.2	300 x 3.6 x 3.2
Prod. no.	145300	1001512	145302

Manufacturer: EUTRAC® Stromschienen GmbH

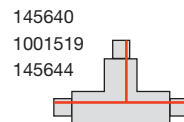
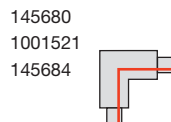
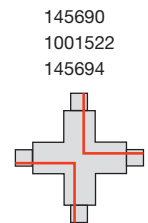
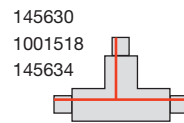
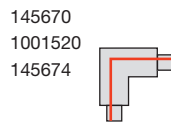
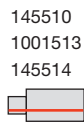
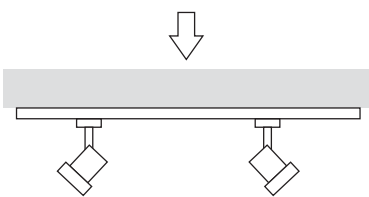


EUTRAC®

Manufacturer: EUTRAC® Stromschienen GmbH

3-phase surface-mounted track Planning assistance and accessories at a glance

View of components from above on the installation side



Example: earth external

145670
1001520
145674

145670
1001520
145674

145680
1001521
145684

145520
1001514
145524

Example: earth internal

145510
1001513
145514

145670
1001520
145674

145680
1001521
145684

145690
1001522
145694

145680
1001521
145684

145510
1001513
145514

145630
1001518
145634

145640
1001519
145644

145520
1001514
145524

145680
1001521
145684

**Feed-in, earth left**

16 A max. | polycarbonate (PC)
L: 11.2 cm W: 3.6 cm H: 3.2 cm

■ black Prod. no.: **145510**
□ white **1001513**
■ grey **145514**

**Joint connector**

Polycarbonate (PC)
L: 10 cm W: 3.6 cm H: 1.9 cm

■ black Prod. no.: **145600**
□ white **1001523**
■ grey **145604**

**Feed-in, earth right**

16 A max. | polycarbonate (PC)
L: 11.2 cm W: 3.6 cm H: 3.2 cm

■ black Prod. no.: **145520**
□ white **1001514**
■ grey **145524**

**Flex connector**

16 A max. | polycarbonate (PC)/steel
L: 22 cm W: 3.6 cm H: 3.2 cm

■ black Prod. no.: **145580**
□ white **1001524**
■ grey **145584**

**Centre feed-in**

16 A max. | polycarbonate (PC)
L: 13 cm W: 3.6 cm H: 3.6 cm

■ black Prod. no.: **145530**
□ white **1001515**
■ grey **145534**

**Socket**

6.3 A max. | polycarbonate (PC)
L: 9.6 cm W: 6.5 cm H: 9 cm

■ black Prod. no.: **145700**
□ white **1001525**

**Longitudinal connector***

16 A max. | polycarbonate (PC)/steel
L: 26 cm W: 3.6 cm H: 3.2 cm

■ black Prod. no.: **145660**
□ white **1001517**
■ grey **145664**

**3-phase light adapter**

10 A max. | polycarbonate (PC)

■ black Prod. no.: **145990**
□ white **1001542**
■ grey **145994**

**Longitudinal connector**

16 A max. | polycarbonate (PC)
L: 5.8 cm W: 1.5 cm H: 2.6 cm

■ black Prod. no.: **145560**
□ white **1001516**
■ grey **145564**

**Pendant clip**

Aluminium
L: 5 cm W: 3.6 cm H: 1.9 cm

■ black Prod. no.: **145730**
□ white **1001530**
■ grey **145734**

**L-connector, earth internal***

16 A max. | polycarbonate (PC) / steel
L: 15 cm W: 15 cm H: 3.2 cm

■ black Prod. no.: **145680**
□ white **1001521**
■ grey **145684**

**Point outlet**

16 A max. | polycarbonate (PC)
H: 3.1 cm diameter: 11.9 cm

■ black Prod. no.: **145830**
□ white **1001526**
■ grey **145834**

**L-connector, earth external***


16 A max. | polycarbonate (PC)/steel
L: 15 cm W: 15 cm H: 3.2 cm

■ black Prod. no.: **145670**
□ white **1001520**
■ grey **145674**

**End cap**

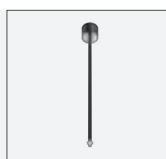
Polycarbonate (PC)
L: 3.6 cm W: 1.7 cm H: 3.2 cm

■ black Prod. no.: **145590**
□ white **1001527**
■ grey **145594**

**T-connector, earth internal left***

16 A max. | polycarbonate (PC)/steel
L: 26 cm W: 18.5 cm H: 3.2 cm

■ black Prod. no.: **145630**
□ white **1001518**
■ grey **145634**

**Pendant suspension**


Polycarbonate (PC)/steel
L: 60 cm H: 63.5 cm diameter: 7 cm

■ black Prod. no.: **145720**
□ white **1001529**
■ grey **145724**

**T-connector, earth internal right***

16 A max. | polycarbonate (PC)/steel
L: 26 cm W: 18.5 cm H: 3.2 cm

■ black Prod. no.: **145640**
□ white **1001519**
■ grey **145644**

**Pendant suspension**

Polycarbonate (PC)/steel
L: 120 cm H: 122 cm diameter: 7 cm

■ black Prod. no.: **145710**
□ white **1001528**
■ grey **145714**

**X-connector***

16 A max. | polycarbonate (PC)/steel
L: 26 cm W: 26 cm H: 3.2 cm
2 separate power circuits

■ black Prod. no.: **145690**
□ white **1001522**
■ grey **145694**

**Wire rope suspension 2 piece**

Stainless steel/brass
L: 500 cm | max. 10 kg

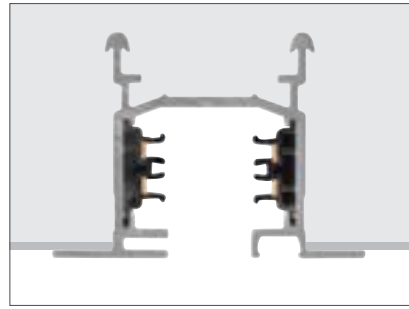
■ nickel Prod. no.: **1002845**

* with feed-in capacity



EUTRAC®

3-phase recessed track with matching accessories



	2 m	3 m
Nominal voltage (V)	220-240V ~50/60Hz	220-240V ~50/60Hz
Max. current (A)	16	16
Material	aluminium/ polycarbonate (PC)	aluminium/ polycarbonate (PC)
Colour	<input type="checkbox"/> white	<input type="checkbox"/> white
L x W x H (cm)	200 x 5.9 x 4.1	300 x 5.9 x 4.1
Recessed W (cm)	4	4
Prod. no.	1001531	1001532

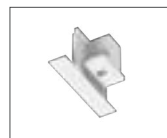
Manufacturer: EUTRAC® Stromschienen GmbH



Feed-in, earth left

16 A max. | polycarbonate (PC)/steel
L: 12.2 cm W: 6 cm H: 3.4 cm

white Prod. no. 1001533



End cap

Polycarbonate (PC)
L: 2.7 cm W: 6 cm H: 3.2 cm


white Prod. no. 1001538



Feed, earth right

16 A max. | polycarbonate (PC)/steel
L: 12.2 cm W: 6 cm H: 3.4 cm

white Prod. no. 1001534



Longitudinal connector with stabilizer

16 A max. | polycarbonate (PC)/steel
L: 6.2 cm W: 2.5 cm H: 2.7 cm


white Prod. no. 1001539



Recessed L-connector with feed-in

16 A max. | polycarbonate (PC)/steel
L: 16 cm W: 16 cm H: 3.2 cm
Earth external, with feed-in capability

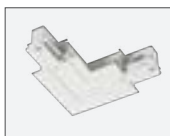
white Prod. no. 1001536



Spring clip

Steel
L: 2 cm W: 1 cm H: 2.5 cm

grey Prod. no. 145551



Recessed L-connector with feed-in

16 A max. | polycarbonate (PC)/steel
L: 16 cm W: 16 cm H: 3.2 cm
Earth internal, with feed-in capability

white Prod. no. 1001537



3-phase light adapter

10 A max. | polycarbonate (PC)

white Prod. no. 1001542

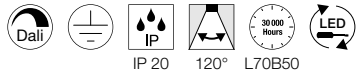
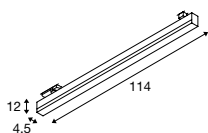
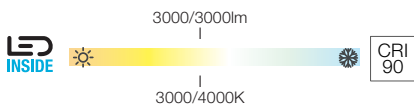
SIGHT TRACK
3Ph., DALI



NEW



1002661 440




220-240V ~50/60Hz | 700mA
Total wattage: 39W
Material: aluminium/acrylic



1005397, 1005399	3000/3000lm 3000/4000K	

Options	Prod. no.
3000/3000lm 3000/4000K CRI 90	
■ black	1005397 ■
3000/3000lm 3000/4000K CRI 90	
□ white	1005399 ■



1002662 440

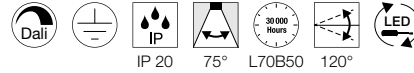
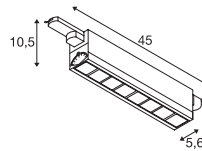
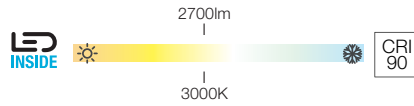


1004691 441



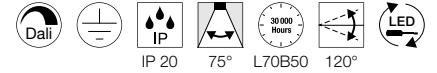
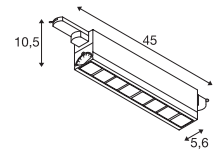
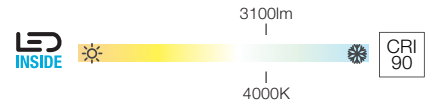
1004690 441

SIGHT MOVE
3Ph., DALI



220-240V ~50/60Hz | 350mA
Total wattage: 26W
Material: aluminium/poly (methyl methacrylate)
(PMMA)

SIGHT MOVE
3Ph., DALI



220-240V ~50/60Hz | 350mA
Total wattage: 26W
Material: aluminium/poly (methyl methacrylate)
(PMMA)



1004690, 1004691	2700lm 3000K	

Options	Prod. no.
2700lm 3000K CRI90	
■ black	1004690
2700lm 3000K CRI90	
□ white	1004691



1004692, 1004693	3100lm 4000K	

Options	Prod. no.
3100lm 4000K CRI90	
■ black	1004692
3100lm 4000K CRI90	
□ white	1004693



1004769 443



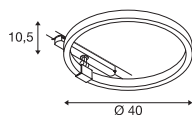
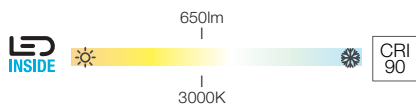


1004770 443



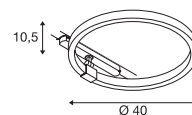
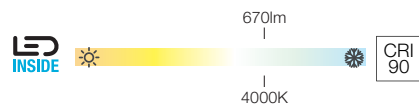
1004771 443

ONE 40 TRACK
3Ph., DALI



220-240V ~50/60Hz | 350mA
Total wattage: 15.2W
Material: aluminium

ONE 40 TRACK
3Ph., DALI



220-240V ~50/60Hz | 350mA
Total wattage: 15.2W
Material: aluminium



1004769, 1004770	650lm 3000K	

Options	Prod. no.
650lm 3000K CRI90	
■ black	1004769
650lm 3000K CRI90	
□ white	1004770



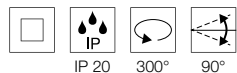
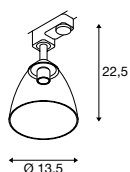
1004771, 1004772	670lm 4000K	

Options	Prod. no.
670lm 4000K CRI90	
■ black	1004771
670lm 4000K CRI90	
□ white	1004772

PARA CONE GL
3Ph., GU10



NEW



220-240V ~50/60Hz
Material: aluminium/glass



GU10 <25W



LED GU10 | 3,2W
2700K | 270lm | EEK=G
4kWh/1000h



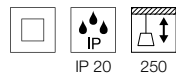
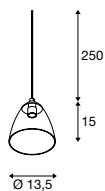
Prod. no. 1003101

Options	Prod. no.
1xGU10	
■ black	1006157 ■
1xGU10	
□ white	1006158 ■

PARA CONE GL
PD, GU10



NEW



220-240V ~50/60Hz
Material: aluminium/glass



GU10 <25W



LED GU10 | 3,2W
2700K | 270lm | EEK=G
4kWh/1000h



Prod. no. 1003101

Options	Prod. no.
1xGU10	
■ black	1006159 ■
1xGU10	
□ white	1006160 ■



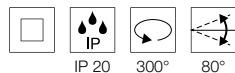
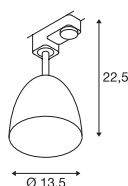


1006159 444



1002876 445

PARA CONE 14
3Ph., QPAR111



220-240V ~50/60Hz
Material: steel



GU10 <25W

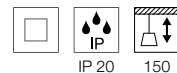
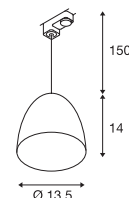


LED GU10 | 6W | 36°
2700K | 900lm | EEK=G
6kWh/1000h

Prod. no. 1005273

Options	Prod. no.
1xGU10	
■ black	1002876
1xGU10	
□ white	1002877
1xGU10	
■ copper	1002878

PARA CONE 14
3Ph., PD, QPAR51



220-240V ~50/60Hz
Material: steel

- Textile cable
- Black/gold version with golden reflector
- All other versions with white reflector



GU10 <25W

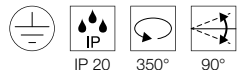
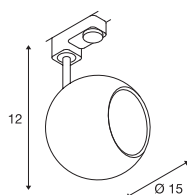



LED GU10 | 6W | 38°
3000K | 450lm | EEK=G
6kWh/1000h

Prod. no. 1005080

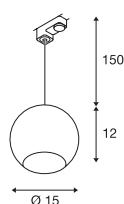
Options	Prod. no.
1xGU10	
■ black	153140
1xGU10	
□ white	153141
1xGU10	
■ copper	1002686

LIGHT EYE® 150 TRACK
3Ph. QPAR111



230V ~50Hz
Material: steel

LIGHT EYE® 150
3Ph. PD, QPAR111




230V ~50Hz
Material: steel



1000707

446



153112

446

1000709

446



GU10 <75W



QPAR111 | 12,5W | 30°
4000K | 1000lm | EEK=F
13kWh/1000h



Prod. no. 1005282



GU10 <75W



QPAR111 | 12,5W | 30°
2700K | 950lm | EEK=F
13kWh/1000h



Prod. no. 1005276

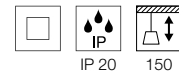
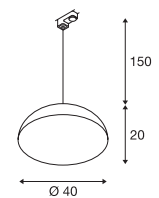
Options	Prod. no.
1xGU10	
■ black/chrome	1000707
1xGU10	
■ white/chrome	1000708

Options	Prod. no.
1xGU10	
■ black/chrome	1000709
1xGU10	
■ chrome	153112



153130 447

FORCHINI M 40 TRACK
 3Ph., PD, E27

SOCKET INSIDE **<40 W**

 230V ~50Hz
 Material: aluminium/steel

 E27 <40W
 Diameter: 6.8 cm L: 15.2 cm

 LED E27 | 7.5W | 320°
 2500K | 700lm | EEK=F
 8kWh/1000h

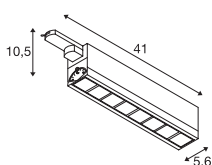
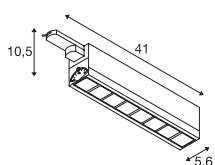
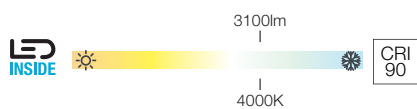
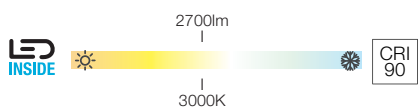
Prod. no. 1005265

Options	Prod. no.
1xE27	
■ black/gold	153130

SIGHT MOVE
3Ph.



SIGHT MOVE
3Ph.



220-240V ~50/60Hz | 350mA
 Total wattage: 26W
 Material: aluminium/poly (methyl methacrylate) (PMMA)

220-240V ~50/60Hz | 350mA
 Total wattage: 26W
 Material: aluminium/poly (methyl methacrylate) (PMMA)

1004686, 1004687	2700lm 3000K	

1004688, 1004689	3100lm 4000K	

Options	Prod. no.
2700lm 3000K CRI90	
■ black	1004686
2700lm 3000K CRI90	
□ white	1004687

Options	Prod. no.
3100lm 4000K CRI90	
■ black	1004688
3100lm 4000K CRI90	
□ white	1004689



1004686 448

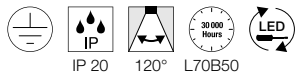
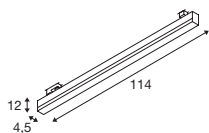
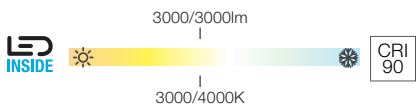
1004686 448



SIGHT TRACK
3Ph.



NEW




220-240V ~50/60Hz | 700mA
Total wattage: 37W
Material: aluminium/acrylic



		A → G
1005400, 1005401, 1005402	3000/3000lm 3000/4000K	A G F

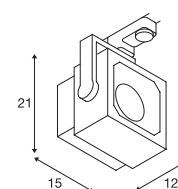
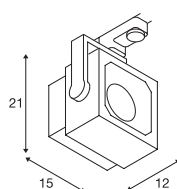
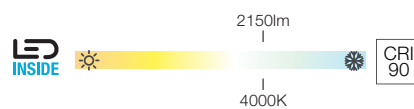

Options	Prod. no.
3000/3000lm 3000/4000K CRI 90	
■ black	1005400 ■
3000/3000lm 3000/4000K CRI 90	
□ white	1005401 ■
3000/3000lm 3000/4000K CRI 90	
■ grey	1005402 ■





EURO CUBE
3Ph.

EURO CUBE
3Ph.



220-240V ~50/60Hz | 700mA
Total wattage: 28.5W
Material: aluminium

220-240V ~50/60Hz | 700mA
Total wattage: 28.5W
Material: aluminium



		A → G
152750, 152751	2100lm 3000K	A F



		A → G
152780, 152781	2150lm 4000K	A F

Options	Prod. no.
2100lm 3000K CRI90 60°	
■ black	152750
2100lm 3000K CRI90 60°	
□ white	152751

Options	Prod. no.
2150lm 4000K CRI90 60°	
■ black	152780
2150lm 4000K CRI90 60°	
□ white	152781

EURO SPOT TRACK
3Ph., QPAR111

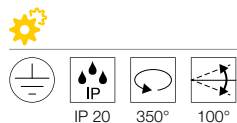
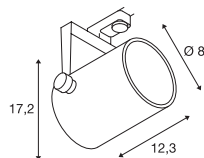
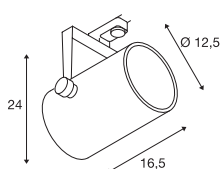
EURO SPOT TRACK
3Ph., QPAR51



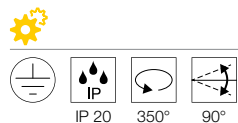
<75 W



<25 W



220-240V ~50Hz
Material: aluminium



220-240V ~50Hz
Material: aluminium/glass

GU10 <75W

GU10 <25W

QPAR111 | 12,5W | 30°
4000K | 1000lm | EEK=F
13kWh/1000h



Prod. no. 1005282




LED GU10 51mm | 6W | 38°
2700K | 450lm | EEK=G
6kWh/1000h



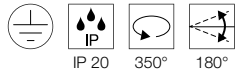
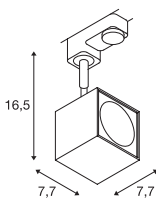
Prod. no. 1005076

Options	Prod. no.
1xGU10	
■ black	153420
1xGU10	
□ white	153421

Options	Prod. no.
1xGU10	
■ black	153850
1xGU10	
□ white	153851



ALTRA DICE TRACK 3Ph., QPAR51



220-240V ~50/60Hz
Material: aluminium



GU10 <50W
Diameter: 5 cm L: 5.7 cm

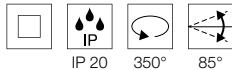
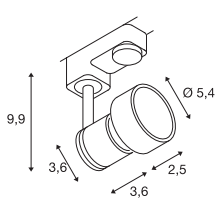


LED GU10 51mm | 4W | 36°
3000K | 280lm | EEK=F
4kWh/1000h

Prod. no. 1004973

Options	Prod. no.
1xGU10	
■ black	152320
1xGU10	
□ white	152321

PURI TRACK 3Ph., QPAR51



220-240V ~50/60Hz
Material: aluminium/polycarbonate (PC)

- Decorative ring for QPAR51 included



GU10 <50W
Diameter: 11 cm L: 7.8 cm

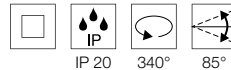
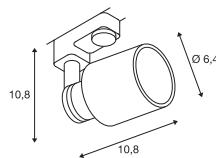


LED GU10 51mm | 4W | 36°
2700K | 270lm | EEK=G
4kWh/1000h

Prod. no. 1004972

Options	Prod. no.
1xGU10	
■ black	153560
1xGU10	
□ white	153561
1xGU10	
■ grey	153564

PURI TRACK 3Ph., QPAR51



220-240V ~50/60Hz
Material: aluminium/plastic



GU10 <10W



LED GU10 51mm | 6W | 38°
2700K | 450lm | EEK=G
6kWh/1000h

Prod. no. 1005076

Options	Prod. no.
1xGU10	
■ black	1001871
1xGU10	
□ white	1001872

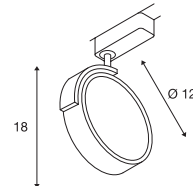
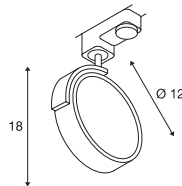
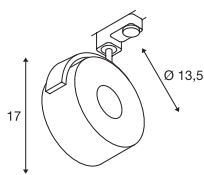
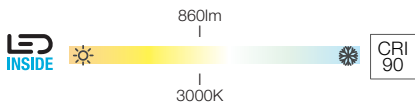
KALU TRACK
3Ph., PHASE



KALU TRACK
3Ph., QPAR111



KALU TRACK
3Ph., QR111



220-240V ~50/60Hz
Total wattage: 13W
Material: aluminium

220-240V ~50/60Hz | 12V
Material: aluminium/plastic

220-240V ~50/60Hz | 12V
Material: aluminium/plastic

• Product cannot be used with our ceiling roses (145830/1001527/145834)

152600, 152601	860lm 3000K	

GU10 <75W
 QPAR111 | 8W | 38°
 2700K | 680lm | EEK=F
 8kWh/1000h
Prod. no. 1005274

G53 <50W
 LED G53 | 15W | 40°
 2700K | 800lm | EEK=G
 17kWh/1000h
Prod. no. 560232

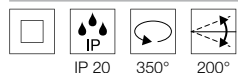
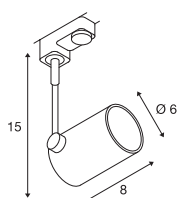
Options	Prod. no.
860lm 3000K CRI90	
■ black	152600
860lm 3000K CRI80	
□ white	152601

Options	Prod. no.
1xGU10	
■ black	152610
1xGU10	
□ white	152611

Options	Prod. no.
1xG53	
■ black	153580
1xG53	
□ white	153581

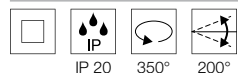
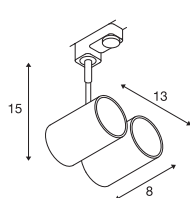


BIMA
3Ph., single, QPAR51



220-240V ~50/60Hz
Material: aluminium

BIMA
3Ph., double, QPAR51



220-240V ~50/60Hz
Material: aluminium



GU10 <50W
Diameter: 5 cm L: 5.7 cm



LED GU10 51mm | 4W | 36°
3000K | 280lm | EEK=F
4kWh/1000h



Prod. no. 1004973

Options	Prod. no.
1xGU10	
■ black	152240
1xGU10	
□ white	152241
1xGU10	
■ grey	152242



GU10 <50W
Diameter: 5 cm L: 5.7 cm



LED GU10 51mm | 4W | 36°
3000K | 280lm | EEK=F
4kWh/1000h



Prod. no. 1004973

Options	Prod. no.
2xGU10	
■ black	152230
2xGU10	
□ white	152231
2xGU10	
■ grey	152232

1000657 457

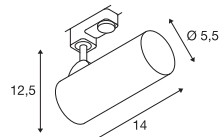
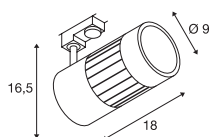
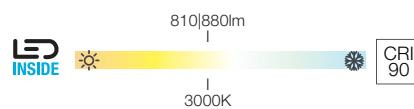






152960 457

STRUCTEC ZOOM 3 Ph,

HELIA 50 TRACK 3Ph.



220-240V ~50/60Hz | 900mA
Total wattage: 34W
Material: aluminium

220-240V ~50/60Hz | 500mA
Total wattage: 11W
Material: aluminium

- Beam angle can be adjusted from 25°-60° via zoom function



1000656, 1000657	2800lm 3000K	



152960, 152961	810lm 880lm 3000K	

Options	Prod. no.
2800lm 3000K CRI90	
■ black	1000656
2800lm 3000K CRI90	
□ white	1000657

Options	Prod. no.
810lm 3000K CRI90	
■ black	152960
880lm 3000K CRI90	
□ white	152961

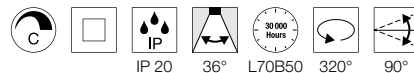
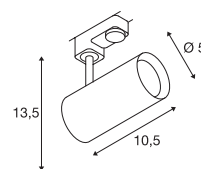
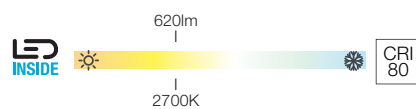


152430 459



1001420 459

NOBLO SPOT
3Ph.



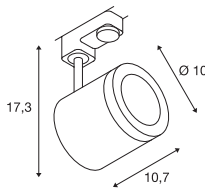
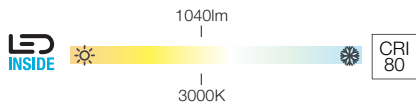
220-240V ~50/60Hz | 350mA
Total wattage: 7.5W
Material: aluminium



1001865, 1001866	620lm 2700K	

Options	Prod. no.
620lm 2700K CRI80	
■ black	1001865
620lm 2700K CRI80	
□ white	1001866

ENOLA C TRACK
3Ph.



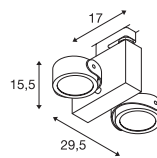
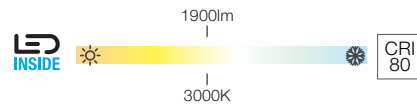
IP 20 | 55° | L70B50 | 350° | 90°

220-240V ~50/60Hz | 500mA
Total wattage: 11W
Material: aluminium

152430, 152431	1040lm 3000K	

Options	Prod. no.
1040lm 3000K CRI80 55°	
■ black	152430
1040lm 3000K CRI80 55°	
□ white	152431

TEC KALU TRACK
3Ph., double, PHASE



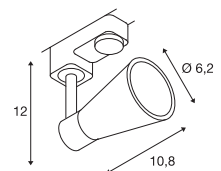
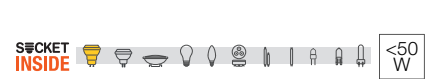
IP 20 | 60° | L70B50 | 350° | 120°

220-240V ~50/60Hz | 700mA
Total wattage: 31W
Material: aluminium/polycarbonate (PC)

1001419, 1001420	1900lm 3000K	

Options	Prod. no.
1900lm 3000K CRI80 60°	
■ black	1001419
1900lm 3000K CRI80 60°	
■ white/black	1001420

AVO TRACK
3Ph., QPAR51



IP 20 | 350° | 90°

230V ~50/60Hz
Material: steel

152430, 152431	1040lm 3000K	

GU10 <50W
Diameter: 5 cm

Prod. no. 1005078

Options	Prod. no.
1xGU10	
■ black	152640
1xGU10	
□ white	152641

STAY ON TRACK.

SIMPLY GREAT ILLUMINATION WITH HIGH-VOLTAGE SINGLE-PHASE TRACK SYSTEMS.

Thanks to the drilled holes in their cross-section, these flat aluminium tracks can be attached to your wall or ceiling quickly and easily. You can choose between a recessed version and a surface-mounted version, both of which are available in multiple colours.






1006159 472

1004935 471





























143450 478





143440 482

HIGH-VOLTAGE SINGLE-PHASE TRACK

 470	 470	NEW  471	NEW  471	NEW  472	NEW  472	 471	 474
 475	 476	 476	 477	 478	 478	 478	 479
 480	 480	 480	 481	 482	 482	 483	 483
 484	 484	 485	 485				

You can find suitable mounting rails and accessories on pages 465-469

 You can find more lights and variants at www.slv.com
You can find manufacturer's details for our recommended lamps in the chapter 'Lamps', from page 808

1000713 476



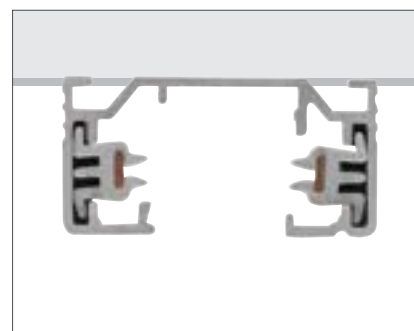
SINGLE-PHASE

MOUNTING TRACK



	1 m	1 m	1 m	2 m	2 m	2 m
Nominal voltage (V)	220-240V ~50/60Hz	220-240V ~50/60Hz	220-240V ~50/60Hz	220-240V ~50/60Hz	220-240V ~50/60Hz	220-240V ~50/60Hz
Max. current (A)	16	16	16	16	16	16
Material	aluminium	aluminium	aluminium	aluminium	aluminium	aluminium
Colour	■ black	□ white	■ grey	■ black	□ white	■ grey
L x W x H (cm)	100 x 3.5 x 1.8	100 x 3.5 x 1.8	100 x 3.5 x 1.8	200 x 3.5 x 1.8	200 x 3.5 x 1.8	200 x 3.5 x 1.8
Prod. no.	143010	143011	143012	143020	143021	143022

	3 m	3 m	3 m
Nominal voltage (V)	220-240V ~50/60Hz	220-240V ~50/60Hz	220-240V ~50/60Hz
Max. current (A)	16	16	16
Material	aluminium	aluminium	aluminium
Colour	■ black	□ white	■ grey
L x W x H (cm)	300 x 3.5 x 1.8	300 x 3.5 x 1.8	300 x 3.5 x 1.8
Prod. no.	1002151	1002152	1002153

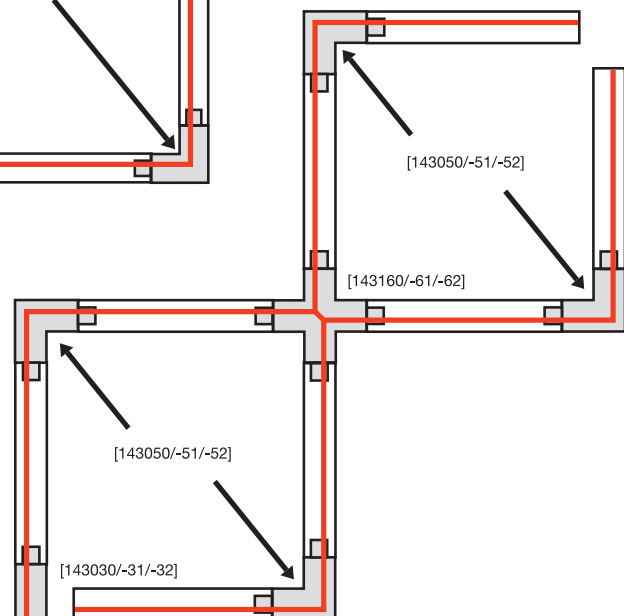
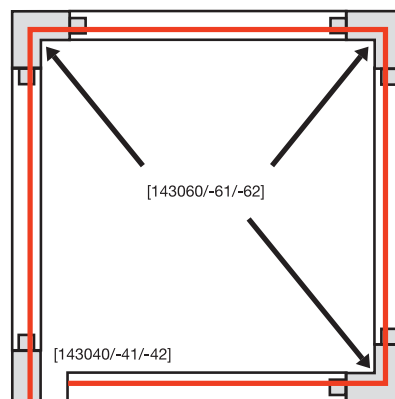
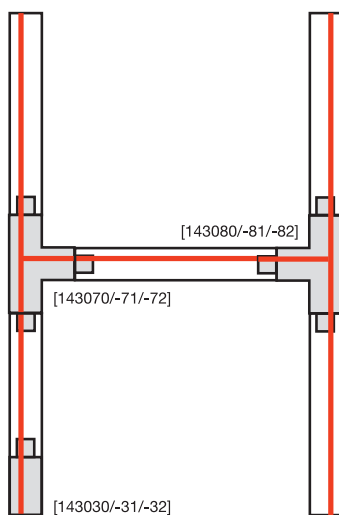
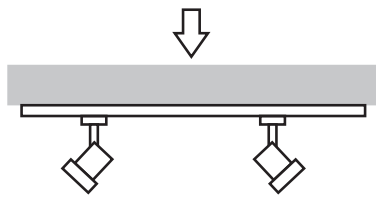


SINGLE-PHASE

Mounting track

Planning assistance and accessories at a glance

View of components from above on the installation side



**Feed-in, earth left**

16 A max. | polycarbonate (PC)
L: 6.5 cm W: 3.5 cm H: 1.8 cm

■ black Prod. no.: **143030**
□ white **143031**
■ grey **143032**

**Stabilising longitudinal connector**

Steel
L: 19.7 cm W: 3.2 cm H: 1.3 cm
For reinforcement when mounting several tracks with ceiling suspension (1002845)

■ nickel Prod. no.: **143151**

**Feed-in, earth right**

16 A max. | polycarbonate (PC)
L: 10.4 cm W: 3.5 cm H: 1.8 cm

■ black Prod. no.: **143040**
□ white **143041**
■ grey **143042**

**Stabilising corner connector**


Steel
L: 11.5 cm W: 11.5 cm H: 0.5 cm
For reinforcement when mounting several tracks with ceiling suspension (1002845)

■ nickel Prod. no.: **143152**

**Longitudinal connector***

16 A max. | polycarbonate (PC)
L: 17.2 cm W: 3.5 cm H: 1.8 cm

■ black Prod. no.: **143100**
□ white **143101**
■ grey **143102**

**Stabilising X-connector**

Steel
L: 19.7 cm W: 19.7 cm H: 0.5 cm
For reinforcement when mounting several tracks with ceiling suspension (1002845).

■ grey Prod. no.: **143169**

**Longitudinal connector**

16 A max. | polycarbonate (PC)
L: 6.4 cm W: 3.5 cm H: 1.8 cm

■ black Prod. no.: **143090**
□ white **143091**
■ grey **143092**

**Single-phase light adapter**

6 A max. | polycarbonate (PC)
L: 8.2 cm W: 3.5 cm H: 4.2 cm

■ black Prod. no.: **143120**
□ white **143121**
■ grey **143124**

**Corner connector, earth inside**

16 A max. | polycarbonate (PC)
L: 10.4 cm W: 10.4 cm H: 1.8 cm

■ black Prod. no.: **143060**
□ white **143061**
■ grey **143062**

**Single-phase light adapter with hooks**

6 A max. | polycarbonate (PC)
L: 8.2 cm W: 3.5 cm H: 7.4 cm

■ black Prod. no.: **143170**
□ white **143171**
■ grey **143172**

**Corner connector, earth outside**

16 A max. | polycarbonate (PC)
L: 10.4 cm W: 10.4 cm H: 1.8 cm

■ black Prod. no.: **143050**
□ white **143051**
■ grey **143052**

**Cover**

Polycarbonate (PC)
L: 200 cm W: 1.8 cm H: 0.75 cm

■ black Prod. no.: **1004783**
□ white **1004785**
■ grey **1004784**

**T-connector, earth external, left**

16 A max. | polycarbonate (PC)
L: 17.2 cm W: 10.4 cm H: 1.8 cm

■ black Prod. no.: **143070**
□ white **143071**
■ grey **143072**

**End cap**


Polycarbonate (PC)
L: 0.4 cm W: 3.5 cm H: 1.8 cm

■ black Prod. no.: **143130**
□ white **143131**
■ grey **143132**

**T-connector, earth external, right**

16 A max. | polycarbonate (PC)
L: 17.2 cm W: 10.4 cm H: 1.8 cm

■ black Prod. no.: **143080**
□ white **143081**
■ grey **143082**

**Ceiling rose**

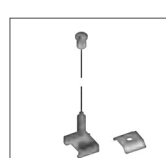
6 A max. | polycarbonate (PC)
H: 2.5 cm Diameter: 12.1 cm

■ black Prod. no.: **143380**
□ white **143381**
■ grey **143382**

**X-connector**

16 A max. | polycarbonate (PC)
L: 9.5 cm W: 17.2 cm H: 1.8 cm

■ black Prod. no.: **143160**
□ white **143161**
■ grey **143162**

**Wire rope suspension, 2-piece**

Stainless-steel / brass
L: 500 cm | max. 10 kg

■ nickel Prod. no.: **1002845**

**Flex connector**

16 A max. | polycarbonate (PC)
L: 16.4 cm W: 3.5 cm H: 1.8 cm

■ black Prod. no.: **143110**
□ white **143111**
■ grey **143112**

* with feed-in capacity

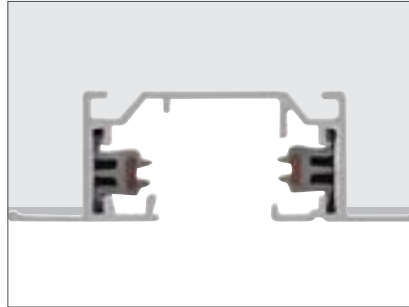


143580 483

1001406 143

SINGLE-PHASE

Recessed track with matching accessories



	2 m
Nominal voltage (V)	220-240V ~50/60Hz
Max. current (A)	16
Material	aluminium
Colour	<input type="checkbox"/> white
L x W x H (cm)	200 x 5.5 x 1.8
Recessed W (cm)	4
Prod. no.	143221



Feed-in, earth left

16 A max. | plastic
L: 10.8 cm W: 5.5 cm H: 2 cm
 white Prod. no. **143231**



End cap

Plastic
L: 2.7 cm W: 5.5 cm H: 1.8 cm
 white Prod. no. **143281**



Feed-in, earth right

16 A max. | plastic
L: 10.8 cm W: 5.5 cm H: 2 cm
 white Prod. no. **143241**



Retainer

Steel
L: 7.5 cm W: 1.5 cm H: 4 cm
 nickel Prod. no. **143230**



Longitudinal connector

16 A max. | plastic/steel
L: 6.5 cm W: 1.8 cm H: 1.7 cm
 white Prod. no. **143271**



Single-phase adapter with hook

6 A max. | polycarbonate (PC)
L: 8.2 cm W: 3.5 cm H: 7.4 cm
 black Prod. no.: **143170**
 white **143171**
 grey **143172**



Corner connector, earth inside

16 A max. | plastic
L: 11.2 cm W: 11.2 cm H: 2 cm
 white Prod. no. **143261**



Single-phase light adapter

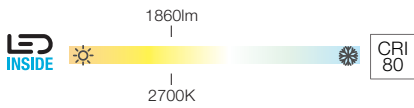

6 A max. | polycarbonate (PC)
L: 8.2 cm W: 3.5 cm H: 4.2 cm
 black Prod. no.: **143120**
 white **143121**
 grey **143124**




Corner connector, earth outside

16 A max. | plastic
L: 11.2 cm W: 11.2 cm H: 2 cm
 white Prod. no. **143251**

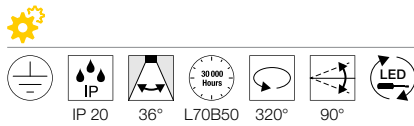
NOBLO SPOT
1Ph., triple track set



PURI TRACK
1Ph., triple track set

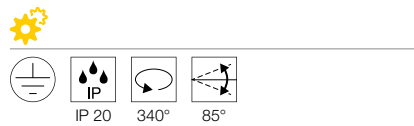


1002611 470



220-240V ~50/60Hz | 350mA
Material: aluminium

- 2 x 1m high-voltage track
- 1 x feed-in/longitudinal connector
- 1 x 2 end caps
- 3 x NOBLO light heads



230V ~50Hz
Material: aluminium

- 2 x 1m high-voltage track
- 1 x longitudinal connector
- 1 x 2 end caps
- 3 x PURI light heads
- 3 x LED GU10 lamps
- 3 x decorative rings for GU10



143191 470

1002610, 1002611, 1002612	1860lm 2700K	

GU10

Options	Prod. no.
1860lm 2700K CRI80	
■ black	1002610
1860lm 2700K CRI80	
□ white	1002611
1860lm 2700K CRI80	
■ grey	1002612

Options	Prod. no.
3xGU10	
■ black	143190
3xGU10	
□ white	143191
3xGU10	
■ grey	143194



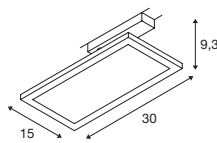
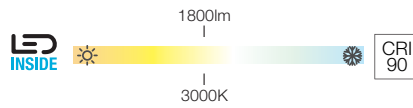
1004933 471



1004935 471

PANEL TRACK
1Ph., square

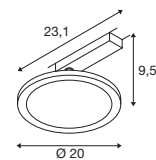
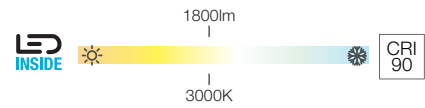

NEW



220-240V ~50/60Hz | 450mA
Total wattage: 18W
Material: polycarbonate (PC)/steel

PANEL TRACK
1Ph., round

NEW



220-240V ~50/60Hz | 450mA
Total wattage: 18W
Material: polycarbonate (PC)/steel



1004933, 1004934	1800lm 3000K	

Options	Prod. no.
1800lm 3000K CRI90	
■ black	1004933 ■
1800lm 3000K CRI90	
□ white	1004934 ■



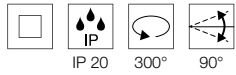
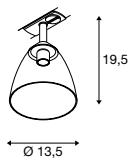
1004935, 1004936	1800lm 3000K	

Options	Prod. no.
1800lm 3000K CRI90	
■ black	1004935 ■
1800lm 3000K CRI90	
□ white	1004936 ■

PARA CONE GL
1Ph., GU10



NEW



220-240V ~50/60Hz
Material: aluminium/glass



GU10 <25W



LED GU10 | 3,2W
2700K | 270lm | EEK=G
4kWh/1000h



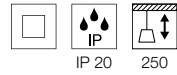
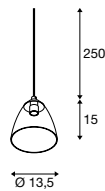
Prod. no. 1003101

Options	Prod. no.
1xGU10	
■ black	1006155 ■
1xGU10	
□ white	1006156 ■

PARA CONE GL
PD, GU10



NEW



220-240V ~50/60Hz
Material: aluminium/glass



GU10 <25W



LED GU10 | 3,2W
2700K | 270lm | EEK=G
4kWh/1000h



Prod. no. 1003101

Options	Prod. no.
1xGU10	
■ black	1006159 ■
1xGU10	
□ white	1006160 ■

1006155 472





1006160 472

ACCESSORIES

Fitu single ceiling rose

16A max.
Steel
H: 3.9 cm
Diameter: 8.5 cm
Incl. strain relief



Options	Prod. no.
■ black	132600
□ white	132601
■ chrome	132605

Fitu triple ceiling rose

16A max.
Steel
H: 5.4 cm
Diameter: 22 cm
Incl. strain relief



Options	Prod. no.
■ black	132610
□ white	132611
■ chrome	132615 ▼

Ceiling rose, 3-piece

16A max.
Steel
L: 60 cm W: 8.5 cm H: 5 cm
Incl. strain relief



Options	Prod. no.
■ black	1001818
□ white	1001819

Single-phase light adapter

6A max.
Polycarbonate (PC)
L: 8.2 cm W: 3.5 cm H: 4.2 cm
Max. mechanical load 2 kg



Options	Prod. no.
■ black	143120
□ white	143121
■ grey	143124

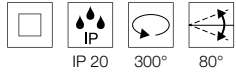
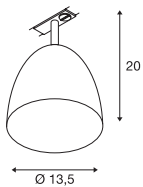
3-phase light adapter

10A max.
Plastic
Max. mechanical load 5 kg




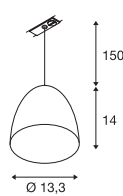
Options	Prod. no.
■ black	145990
□ white	1001542
■ grey	145994

PARA CONE 14
1Ph., QPAR51



220-240V ~50/60Hz
Material: steel

PARA CONE 14
1Ph., PD, QPAR51



230V ~50Hz
Material: steel

- Textile cable
- Black/gold version with golden reflector
- All other versions with white reflector



GU10 <25W



LED GU10 | 3.2W
2700K | 270lm | EEK=G
4kWh/1000h



Prod. no. 1003101

Options	Prod. no.
1xGU10	
■ glossy black	1002873
1xGU10	
□ glossy white	1002874
1xGU10	
■ copper	1002875



GU10 <35W



LED GU10 | 3.2W
2700K | 270lm | EEK=G
4kWh/1000h



Prod. no. 1003101

Options	Prod. no.
1xGU10	
■ glossy black	143990
1xGU10	
□ glossy white	143991
1xGU10	
■ copper	1001968



1002873 474

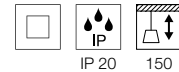
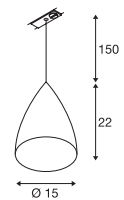


143594 475

TONGA®
1Ph., PD, E14



SOCKET INSIDE <60 W



220-240V ~50/60Hz
Material: aluminium/glass



1001968 474



E14 <60W
Diameter: 5 cm L: 13 cm



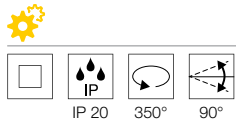
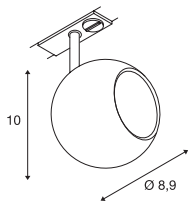
LED E14 | 4.2W | 320°
2700K | 370lm | EEK=F
4kWh/1000h



Prod. no. 1005284

Options	Prod. no.
1xE14	
■ grey/milky	143594

LIGHT EYE® 90
1Ph., QPAR51



230V ~50/60Hz
Material: steel

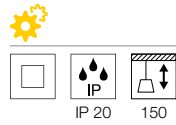
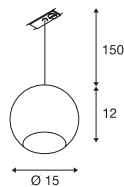
GU10 <50W

LED GU10 51mm | 4W | 36°
2700K | 270lm | EEK=G
4kWh/1000h

- Decorative lamp ring, diameter 5.7 cm
Prod. no. 151040
- Decorative lamp ring, diameter 5.7 cm
Prod. no. 151041
- Decorative lamp ring, diameter 5.7 cm
Prod. no. 151049

Options	Prod. no.
1xGU10	
black/chrome	144010
1xGU10	
white/chrome	144011
1xGU10	
copper	144019

LIGHT EYE® 150
1Ph., PD, QPAR111





220-240V ~50/60Hz
Material: steel

GU10 <75W

QPAR111 | 12.5W | 30°
2700K | 950lm | EEK=F
13kWh/1000h

- Decorative lamp ring, diameter 5.7 cm
Prod. no. 100713
- Decorative lamp ring, diameter 5.7 cm
Prod. no. 143621
- Decorative lamp ring, diameter 5.7 cm
Prod. no. 143620

Options	Prod. no.
1xGU10	
black/chrome	1000713
1xGU10	
white/chrome	143621
1xGU10	
chrome	143620

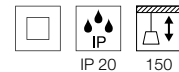
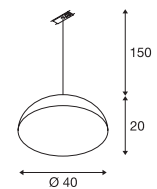




143932 477

FORCHINI M 40 TRACK
1Ph., E27

SOCKET INSIDE                <40 W



IP 20 150

220-240V ~50/60Hz
Material: aluminium/steel

- Pendant light adapter colour silver-grey [143930] / black [143932]





E27 <40W
Diameter: 6.8 cm L: 15.2 cm



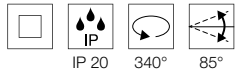
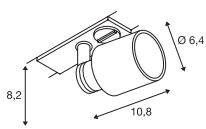

LED E27 | 7.5W | 320°
2700K | 800lm | EEK=F
8kWh/1000h



Prod. no. 1005303

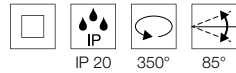
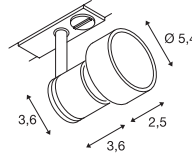
Options	Prod. no.
1xE27	
 black/gold	143930
1xE27	
 black/gold	143932

PURI TRACK
1Ph., QPAR51



220-240V ~50/60Hz
Material: aluminium/plastic

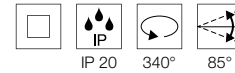
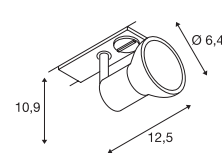
PURI TRACK
1Ph., QPAR51



220-240V ~50/60Hz
Material: aluminium/polycarbonate (PC)

- Decorative ring for QPAR51 included

PURIA TRACK
1Ph., QPAR51



220-240V ~50/60Hz
Material: aluminium/plastic



GU10 <10W



LED GU10 51mm | 6W | 38°
2700K | 450lm | EEK=G
6kWh/1000h



Prod. no. 1005077

Options	Prod. no.
1xGU10	
■ black	1001868
1xGU10	
□ white	1001869
1xGU10	
■ grey	1001870



GU10 <50W



LED GU10 51mm | 4W | 36°
2700K | 270lm | EEK=G
4kWh/1000h



Prod. no. 1004972

Options	Prod. no.
1xGU10	
■ black	143390
1xGU10	
□ white	143391
1xGU10	
■ grey	143392



GU10 <10W




LED GU10 51mm | 4W | 36°
3000K | 270lm | EEK=G
4kWh/1000h



Prod. no. 1004973

Options	Prod. no.
1xGU10	
■ black	143450
1xGU10	
□ white	143451
1xGU10	
■ grey	143454



143390 478

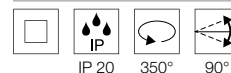
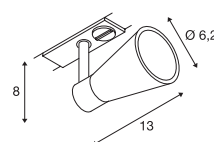


143450 478

AVO TRACK
1Ph., QPAR51



SOCKET INSIDE <50 W



220-240V ~50/60Hz
Material: steel



GU10 <50W
Diameter: 5 cm



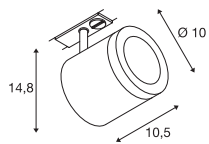
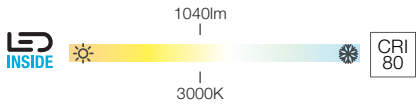
LED GU10 51mm | 6W | 38°
2700K | 450lm | EEK=G
6kWh/1000h



Prod. no. 1005076

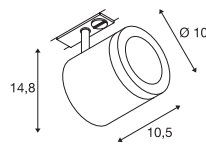
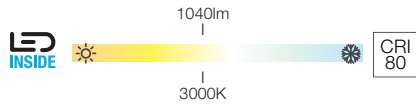
Options	Prod. no.
1xGU10 ■ black	144200
1xGU10 □ white	144201
1xGU10 ■ grey	144204

ENOLA C TRACK
1-phase



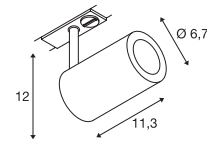
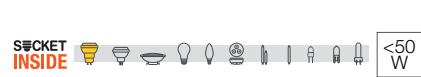
220-240V ~50/60Hz | 500mA
Total wattage: 11W
Material: aluminium/glass

ENOLA C TRACK
1-phase



220-240V ~50/60Hz | 500mA
Total wattage: 11W
Material: aluminium/glass

ENOLA B TRACK
1Ph., QPAR51



220-240V ~50/60Hz
Material: aluminium/steel

1000711, 143941	1040lm 3000K	A → G A G E
--------------------	-----------------	-------------------

1000712, 143951	1040lm 3000K	A → G A G E
--------------------	-----------------	-------------------


1005079	LED GU10 51mm 6W 38° 3000K 470lm EEK=F 6kWh/1000h	
---------	---	--

GU10 <50W
 Diameter: 5 cm L: 6.7 cm
 Prod. no. 1005079

Options	Prod. no.
1040lm 3000K CRI80 35°	
■ black	1000711
1040lm 3000K CRI80 35°	
□ white	143941

Options	Prod. no.
1040lm 3000K CRI80 55°	
■ black	1000712
1040lm 3000K CRI80 55°	
□ white	143951

Options	Prod. no.
1xGU10	
■ black	1002110
1xGU10	
□ white	1002111
1xGU10	
■ grey	1002113



1002110 480


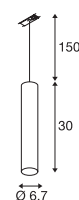


143960 481

ENOLA B
PD, QPAR51



SOCKET INSIDE <50 W



230V ~50Hz
Material: aluminium/steel



GU10 <50W



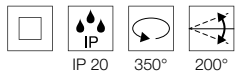
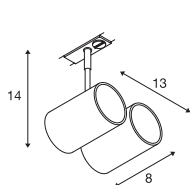
LED GU10 51mm | 4W | 36°
2700K | 270lm | EEK=G
4kWh/1000h



Prod. no. 1004972

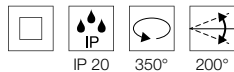
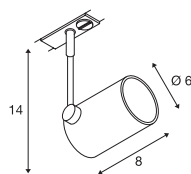
Options	Prod. no.
1xGU10	
■ black	143960
1xGU10	
□ white	143961
1xGU10	
■ grey	143964

BIMA
1Ph., double, QPAR51




220-240V ~50/60Hz
Material: aluminium

BIMA
1Ph., single, QPAR51



220-240V ~50/60Hz
Material: aluminium



143430 482



143440 482



GU10 <50W
Diameter: 5 cm L: 5.7 cm



LED GU10 51mm | 4W | 36°
2700K | 270lm | EEK=G
4kWh/1000h



Prod. no. 1004972

Options	Prod. no.
2xGU10	
■ black	143430
2xGU10	
□ white	143431
2xGU10	
■ grey	143432



GU10 <50W
Diameter: 5 cm L: 5.7 cm



LED GU10 51mm | 6W | 38°
3000K | 470lm | EEK=F
6kWh/1000h




Prod. no. 1005080

Options	Prod. no.
1xGU10	
■ black	143440
1xGU10	
□ white	143441
1xGU10	
■ grey	143442

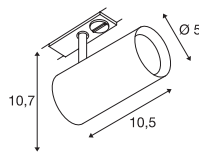
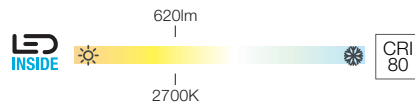



1001862 483



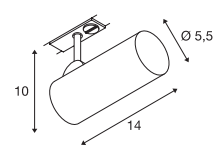
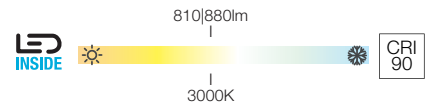

143581 483

NOBLO SPOT
Single-phase



220-240V ~50/60Hz | 350mA
Total wattage: 7.5W
Material: aluminium

HELIA 50 TRACK
Single-phase



220-240V ~50/60Hz | 500mA
Total wattage: 11W
Material: aluminium

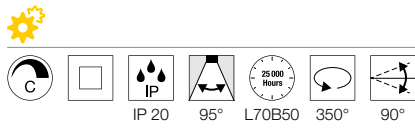
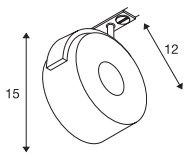
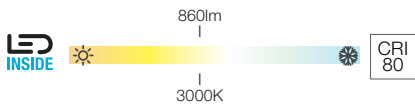
1001862, 1001863, 1001864	620lm 2700K	

143580, 143581	810lm 880lm 3000K	

Options	Prod. no.
620lm 2700K CRI80	
■ black	1001862
620lm 2700K CRI90	
□ white	1001863
620lm 2700K CRI90	
■ grey	1001864

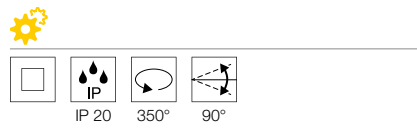
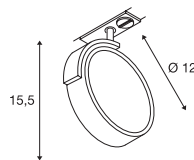
Options	Prod. no.
810lm 3000K CRI90	
■ black	143580
880lm 3000K CRI90	
□ white	143581

KALU TRACK
1Ph., PHASE



220-240V ~50/60Hz
Total wattage: 13W
Material: aluminium

KALU TRACK
1Ph., QPAR111



220-240V ~50/60Hz
Material: aluminium/plastic

GU10 <75W

QPAR111 | 12.5W | 30°
2700K | 950lm | EEK=F
13kWh/1000h

Prod. no. 1005276

1002854, 143731	860lm 3000K	

Options	Prod. no.
860lm 3000K CRI80	
■ black	1002854
860lm 3000K CRI80	
□ white	143731

Options	Prod. no.
1xGU10	
■ black	143540
1xGU10	
□ white	143541
1xGU10	
■ grey	143544

143731 484



1002854 484

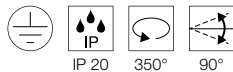
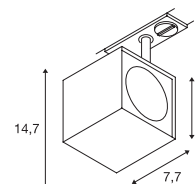
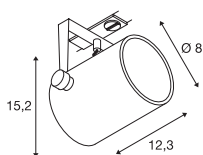




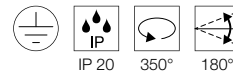
143350 485

EURO SPOT TRACK
1Ph., QPAR51

ALTRA DICE TRACK
1Ph., QPAR51



220-240V ~50/60Hz
Material: aluminium/glass



220-240V ~50/60Hz
Material: aluminium



GU10 <25W



GU10 <50W



LED GU10 51mm | 6W | 38°
3000K | 470lm | EEK=F
6kWh/1000h



Prod. no. 1005079



LED GU10 51mm | 4W | 36°
2700K | 270lm | EEK=G
4kWh/1000h



Prod. no. 1004972

Options	Prod. no.
1xGU10	
■ black	1001861
1xGU10	
□ white	143811

Options	Prod. no.
1xGU10	
■ black	143350
1xGU10	
□ white	143351
1xGU10	
■ grey	143354

SNAPPY AND CHIC.

THE DECORATIVE HIGH-VOLTAGE
EASYTEC® II TRACK SYSTEM.

With this decorative track system, you can create your own lighting mood in just a few steps. The aluminium support rails are available in different colours, allowing perfect coordination with any environment.





184450 492

184440 492

184440 492





HIGH-VOLTAGE EASYTEC® II TRACK SYSTEM



Matching tracks and accessories can be found on page 491





You can find more lights and variants at www.slv.com
 Manufacturer's details for our recommended lamps are given in the chapter 'Lamps', from page 808



185590 495

EASYTEC® II

Track with matching accessories



	2 m	2 m
Nominal voltage (V)	220-240V ~50/60Hz	220-240V ~50/60Hz
Max. current (A)	16	16
Material	aluminium	aluminium
Colour	■ black	■ grey
L x W x H (cm)	200 x 1 x 3	200 x 1 x 3
Prod. no.	184020	184022



Flexible feed-in

16A max. | aluminium
L: 7.5 cm W: 7.5 cm H: 6 cm
Cable length 40 cm

■ black Prod. no.: 184004
■ grey 184002



Ceiling suspension, adjustable

Aluminium
Adjustable from 18-26 cm

■ black Prod. no.: 184060
■ grey 184062



Shortbox feed-in

16A max. | aluminium/steel
W: 22 cm H: 10.5 cm

■ black Prod. no.: 184010
■ grey 184012



Flex connector

16 A max. | plastic
L: 21.5 cm W: 3 cm H: 4 cm

■ black Prod. no.: 184300
■ grey 184302



Longitudinal connector electrical

16A max. | aluminium

■ black Prod. no.: 184030
■ grey 184032



End caps

Plastic

■ black Prod. no.: 184140
■ grey 184142



Insulating connector

Aluminium

■ black Prod. no.: 184170
■ grey 184172



Easytec® II Pendant light adapter

3A max. | aluminium/plastic
L: 13 cm
Max. mechanical load 2 kg

■ black Prod. no.: 184290
■ grey 184292



Flexible ceiling suspension, adjustable

Aluminium
Adjustable from 23-31 cm

■ black Prod. no.: 184330
■ grey 184332

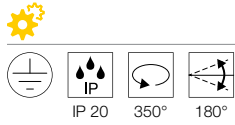
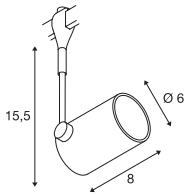



Bending tool for radi > 25cm

Steel/plastic

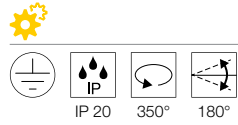
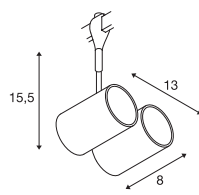
■ grey Prod. no.: 184000

BIMA
EASYTEC® II, single, QPAR51



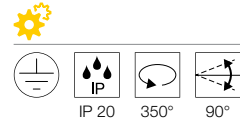
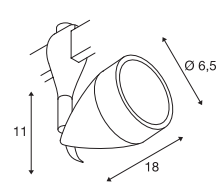
220-240V ~50/60Hz
Material: aluminium

BIMA
EASYTEC® II, double, QPAR51



220-240V ~50/60Hz
Material: aluminium

KANO
EASYTEC® II, QPAR51



220-240V ~50/60Hz
Material: aluminium/glass

GU10 <50W
Diameter: 5.1 cm L: 5.7 cm

LED GU10 51mm | 5W | 38°
2700-6500K | 380lm | EEK=F
5kWh/1000h

Prod. no. 1005311

Options	Prod. no.
1xGU10	
■ black	184450
1xGU10	
■ grey	184452

GU10 <50W
Diameter: 5.1 cm L: 5.7 cm

LED GU10 51mm | 4W | 36°
3000K | 280lm | EEK=F
4kWh/1000h

Prod. no. 1004973

Options	Prod. no.
2xGU10	
■ black	184440

GU10 <50W
Diameter: 5.1 cm L: 5.7 cm

LED GU10 51mm | 6W | 38°
3000K | 470lm | EEK=F
6kWh/1000h

Prod. no. 1005079

Options	Prod. no.
1xGU10	
■ grey	184071

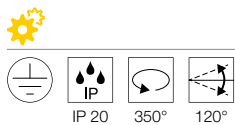
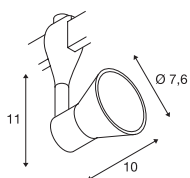
184450 492



184440 492



ANILA
EASYTEC® II, QPAR51



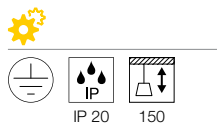
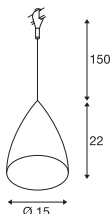
220-240V ~50/60Hz
Material: aluminium/glass

GU10 <50W
Diameter: 5.1 cm L: 5.7 cm

LED GU10 51mm | 4W | 36°
2700K | 270lm | EEK=G
4kWh/1000h
Prod. no. 1004972

Options	Prod. no.
1xGU10	
■ black	184630
1xGU10	
■ grey	184634

TONGA®
EASYTEC® II, PD, E14



220-240V ~50/60Hz
Material: aluminium/glass

E14 <60W
Diameter: 5 cm L: 13 cm

C35 | 4.2W | 320°
2700K | 380lm | EEK=F
5kWh/1000h
Prod. no. 1005284

Options	Prod. no.
1xE14	
■ black	184530
1xE14	
■ grey	184534



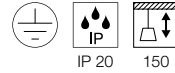
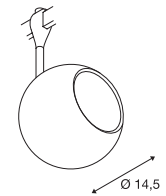
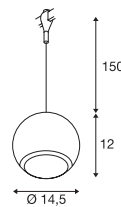
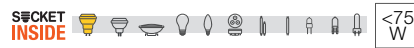




185590 495

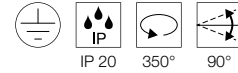
LIGHT EYE® 150
EASYTEC® II, PD, QPAR111



LIGHT EYE® 150 TRACK
EASYTEC® II, QPAR111



220-240V ~50/60Hz
Material: steel



220-240V ~50/60Hz
Material: steel



GU10 <75W



GU10 <75W



QPAR111 | 12.5W | 30°
2700K | 950lm | EEK=F
13kWh/1000h

Prod. no. 1005276



QPAR111 | 12.5W | 30°
2700K | 950lm | EEK=F
13kWh/1000h

Prod. no. 1005276

Options	Prod. no.
1xGU10	
■ black	184590
1xGU10	
■ black/chrome	185590

Options	Prod. no.
1xGU10	
■ black/chrome	185580

A PASSION FOR DETAIL.

ACCENT LIGHTING WITH A LOW-VOLTAGE CABLE SYSTEM.

Light helps to give your rooms their own special atmosphere. Wherever you want to create a cosy yet professional look, low-voltage cable systems are the perfect solution, offering scope for individual lighting concepts and creating a sense of comfort.






1002862 504




139112 504





139131 503

LOW-VOLTAGE CABLE SYSTEM



Matching accessories can be found on pages 500-501

 You can find more lights and variants at www.slv.com
 Manufacturer's details for our recommended lamps are given in the chapter 'Lamps', from page 808

TENSEO

Low-voltage cable system with matching accessories



TENSEO 4 mm ²	10 m	10 m	10 m	20 m	20 m	20 m
Max. voltage	48V	48V	48V	48V	48V	48V
Max. current load	25A	25A	25A	25A	25A	25A
Material	copper/ plastic	copper/ plastic	copper/ plastic	copper/ plastic	copper/ plastic	copper/ plastic
Colour	■ black	□ white	□ transparent	■ black	□ white	□ transparent
Diameter (cm)	0,4	0,4	0,4	0,4	0,4	0,4
Length (cm)	1000	1000	1000	2000	2000	2000
Prod. no.	1002602	1002603	1002604	139030	139031	139024

TENSEO 4 mm ²	100 m	100 m	10 m
Max. voltage	48V	48V	48V
Max. current load	25A	25A	25A
Material	copper/ plastic	copper/ plastic	copper/ plastic
Colour	■ black	□ white	□ transparent
Diameter (cm)	0,4	0,4	0,4
Length (cm)	10000	10000	10000
Prod. no.	139040	139041	139004

TENSEO 6 mm ²	20 m	20 m	20 m	100 m	100 m	100 m
Max. voltage	48V	48V	48V	48V	48V	48V
Max. current load	25A	25A	25A	25A	25A	25A
Material	copper/ plastic	copper/ plastic	copper/ plastic	copper/ plastic	copper/ plastic	copper/ plastic
Colour	■ black	□ white	□ transparent	■ black	□ white	□ transparent
Diameter (cm)	0,6	0,6	0,6	0,6	0,6	0,6
Length (cm)	2000	2000	2000	10000	10000	10000
Prod. no.	139050	139051	139026	139060	139061	139006



TENSEO Transformer | 12V AC
 50VA conventional | steel/brass
 H: 11 cm diameter: 11.1 cm
 ■ black Prod. no. 1002691
 □ white 1002692
 ■ chrome 1002693



Wall/ceiling bracket, flexible
 Steel/brass
 H: 11.5 cm diameter: 5 cm
 ■ black Prod. no. 186310
 □ white 186311
 ■ chrome 186312



TENSEO Transformer | 12V AC
 105VA conventional | steel/brass
 H: 11 cm diameter: 11.1 cm
 □ white Prod. no. 138981
 ■ chrome 138982



Redirector
 Steel/brass
 H: 16 cm diameter: 5 cm
 ■ black Prod. no. 186640
 □ white 186641
 ■ chrome 186642



TENSEO Transformer | 12V AC
 210VA conventional | steel/brass
 H: 11 cm diameter: 11.1 cm
 □ white Prod. no. 138991
 ■ chrome 138992




Feed-in
 25A max. | brass
 H: 1.8 cm diameter: 1 cm
 ■ black Prod. no. 186350
 □ white 186351
 ■ chrome 186352



Cord tightener
 25A max. | brass
 H: 11 cm diameter: 1 cm
 ■ black Prod. no. 181530
 □ white 181531
 ■ chrome 181532



Insulating connector
 25A max. | aluminium/plastic
 L: 6.4 cm diameter: 1 cm
 ■ black Prod. no. 186360
 □ white 186361
 ■ chrome 186362



Wall bracket
 Steel/brass
 L: 3 cm diameter: 5 cm
 ■ black Prod. no. 186300
 □ white 186301
 ■ chrome 186302



Spacer TENSEO
 Aluminium
 H: 9 cm diameter: 1.25 cm
 ■ black Prod. no. 1002700
 □ white 1002701
 ■ chrome 1002702



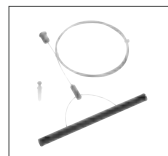
Ceiling bracket
 Steel/brass
 H: 6 cm diameter: 5 cm
 ■ black Prod. no. 186330
 □ white 186331
 ■ chrome 186332



Electrical spacer
 25A max. | brass
 H: 9 cm diameter: 1.25 cm
 ■ black Prod. no. 1002703
 □ white 1002704
 ■ chrome 1002705




Ceiling bracket
 Steel/brass
 H: 16 cm diameter: 5 cm
 ■ black Prod. no. 186340
 □ white 186341
 ■ chrome 186342

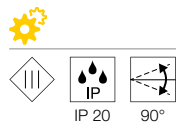
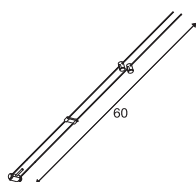


Cable suspension set
 Steel/aluminium
 W: 18.6 cm diameter: 1.25 cm L: 2000 cm
 ■ black Prod. no. 1002697
 □ white 1002698
 ■ chrome 1002699

ASMARA
LV, QR-C51




SOCKET INSIDE <35 W

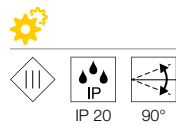
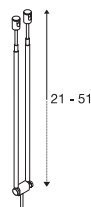


12V ~50Hz
Material: stainless steel

TELESKOP
LV, QR-C51



SOCKET INSIDE <20 W



12V ~50Hz
Material: steel/brass

- Telescopic fitting adjustable from 21-51cm

GX5.3 <35W

LED GU5.3 | 5.5W | 36°
2700K | 450lm | EEK=G
7kWh/1000h



Prod. no. 1001574

Options	Prod. no.
1xGX5,3	
■ black	139070
1xGX5,3	
□ white	139071
1xGX5,3	
■ chrome	139072


GX5.3 <20W

LED GU5.3 | 5.5W | 36°
3000K | 450lm | EEK=G
7kWh/1000h




Prod. no. 1001575


Options	Prod. no.
1xGX5,3	
■ black	139080
1xGX5,3	
□ white	139081
1xGX5,3	
■ chrome	139082



139071 502



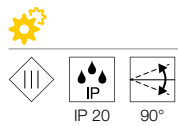
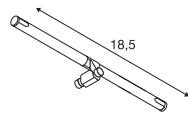

139090 503



139102 503



COSMIC
LV, QR-C51



12V ~50Hz
Material: steel/brass

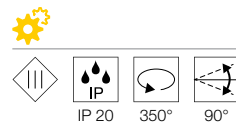
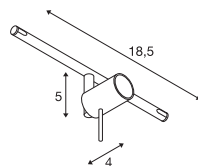

- Lightbulb not included

GX5.3 <35W

LED GU5.3 | 5.5W | 36°
2700K | 450lm | EEK=G
7kWh/1000h
Prod. no. 1001574

Options	Prod. no.
1xGX5,3	
■ black	139090
□ white	139091
■ chrome	139092

SYROS
LV, QR-C51



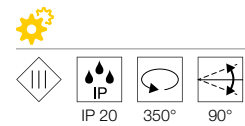
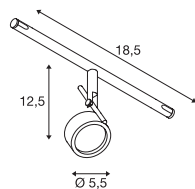
12V ~50Hz
Material: steel/brass

GX5.3 <35W

LED GU5.3 | 5.5W | 36°
3000K | 450lm | EEK=G
7kWh/1000h
Prod. no. 1001575

Options	Prod. no.
1xGX5,3	
■ black	139100
□ white	139101
■ chrome	139102

SALUNA
LV, QR-C51



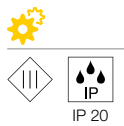
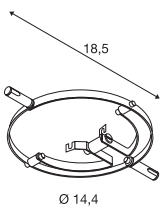
12V ~50Hz
Material: steel/brass

GX5.3 <35W

LED GU5.3 | 5.5W | 36°
2700K | 450lm | EEK=G
7kWh/1000h
Prod. no. 1001574

Options	Prod. no.
1xGX5,3	
■ black	139130
□ white	139131
■ chrome	139132

ORBIT
LV, QR111



12V ~50Hz
Material: steel

G53 <50W

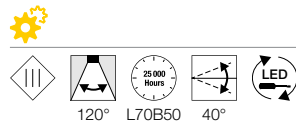
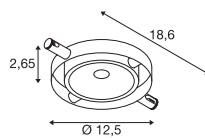
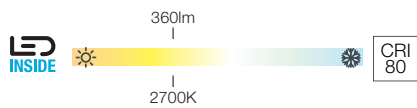

LED G53 | 15W | 40°
2700K | 800lm | EEK=G
17kWh/1000h



Prod. no. 560232

Options	Prod. no.
1xG53	
■ black	139110
1xG53	
□ white	139111
1xG53	
■ chrome	139112

DURNO



12V ~50Hz
Total wattage: 6W
Material: aluminium/stainless steel



IV	☀️	A → G
1002861, 1002862, 1002863	360lm 2700K	A ↑ G F


Options	Prod. no.
360lm 2700K CRI80	
■ black	1002861
360lm 2700K CRI80	
□ white	1002862
360lm 2700K CRI80	
■ polished chrome/ polished stainless steel	1002863



139111 504

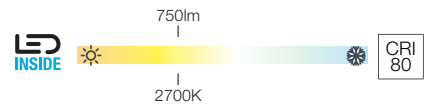




1002862 504

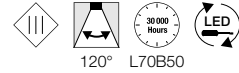
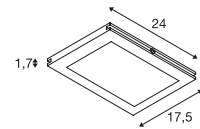


1002864 505

PLYTTA



CRI 80




12V ~50Hz
Total wattage: 9.8W
Material: plastic/aluminium



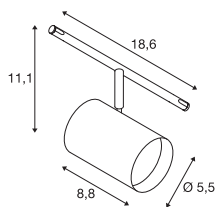
1002864, 1002865, 1002866	750lm 2700K	

Options	Prod. no.
750lm 2700K CRI80 ■ black	1002864
750lm 2700K CRI90 □ white	1002865
750lm 2700K CRI90 ■ chrome	1002866

NOBLO SPOT
LV, Rope Track



420|450lm

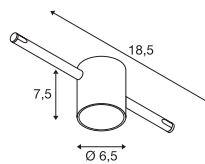
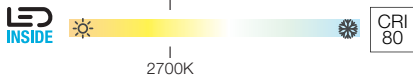


12V ~50Hz
Total wattage: 8.5W
Material: aluminium/poly (methyl methacrylate) (PMMA)

COMET LED
LV

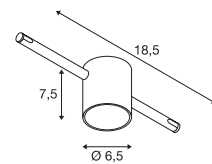



410lm



12V ~50Hz
Total wattage: 6.6W
Material: aluminium/glass

COMET
LV, QR-C51



12V ~50Hz
Material: brass/brass

1002694, 1002695, 1002696	420lm 450lm 2700K	

1002688, 1002689, 1002690	410lm 2700K	


GU5.3 <50W

 LED GU5.3 | 5.5W | 36°
 2700K | 450lm | EEK=G
 7kWh/1000h
Prod. no. 1001574

Options	Prod. no.
420lm 2700K CRI80	
black	1002694
450lm 2700K CRI80	
white	1002695
450lm 2700K CRI80	
chrome	1002696

Options	Prod. no.
410lm 2700K CRI80	
black/frosted	1002688
410lm 2700K CRI80	
white/frosted	1002689
410lm 2700K CRI80	
chrome/frosted	1002690


Options	Prod. no.
1xGU5,3	
black	139120
1xGU5,3	
white	139121
1xGU5,3	
chrome	139122



1002695 506



1002690 506




139120 506

SHOW THE WAY.

MOBILE LIGHTS AND FLOOR LIGHTS.

Fumbling around in the dark is now a thing of the past: mobile lights and floor lights are a popular design feature for outdoor areas, showing people the way and keeping them safe. Our outdoor lights owe their unique appearance to their high-quality materials, modern shapes and innovative technologies.





1006184 521



1001823 527



MOBILE LIGHTS AND FLOOR LIGHTS



 You can find more lights and variants at www.slv.com
 Manufacturer's details for our recommended lamps are given in the 'Lamps' chapter, starting on page 808

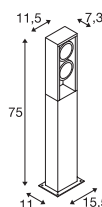
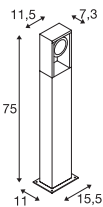
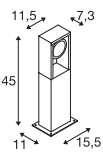
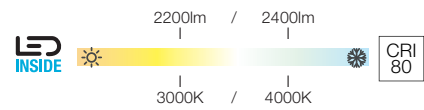
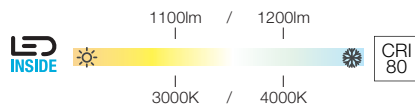
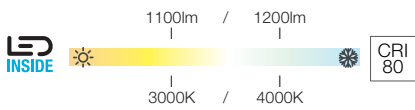

ESKINA FRAME 45
Pole, single



ESKINA FRAME 75
Pole, single



ESKINA FRAME 75
Pole, double



220-240V ~50/60Hz | 350mA
Total wattage: 15W
Material: aluminium

220-240V ~50/60Hz | 350mA
Total wattage: 15W
Material: aluminium

220-240V ~50/60Hz | 700mA
Total wattage: 27W
Material: aluminium

Spot	1100/1200lm 3000/4000K	A → G A + G D
------	---------------------------	------------------

Spot	1100/1200lm 3000/4000K	A → G A + G D
------	---------------------------	------------------

Spot 1/Spot 2	1100/1200lm 3000/4000K	A → G A + G D
---------------	---------------------------	------------------

Connection box IP68, 3-pole
Prod. no. 228730

Connection box IP68, 3-pole
Prod. no. 228730

Connection box IP68, 3-pole
Prod. no. 228730

Options Prod. no.
1100/1200lm | 3000/4000K | CRI80
■ anthracite **1004749**

Options Prod. no.
1100/1200lm | 3000/4000K | CRI80
■ anthracite **1004750**

Options Prod. no.
Spot 1: 1100/1200lm | 3000/4000K | CRI80
Spot 2: 1100/1200lm | 3000/4000K | CRI80
■ anthracite **1004751**



1004751 512

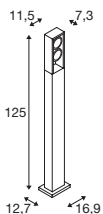
ESKINA FRAME 125
Pole, double



NEW



2200lm / 2400lm



220-240V ~50/60Hz | 700mA
Total wattage: 27W
Material: aluminium




Spot 1/Spot 2	1100/1200lm 3000/4000K	



Connection box IP68, 3-pole
Prod. no. 228730



Options	Prod. no.
Spot 1: 1100/1200lm 3000/4000K CRI80	
Spot 2: 1100/1200lm 3000/4000K CRI80	
■ anthracite	1005439 ■



1005439 514



1005440 515

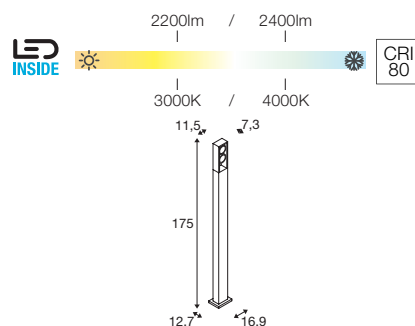


ESKINA FRAME 175

Pole, double



NEW



220-240V ~50/60Hz | 700mA
 Total wattage: 27W
 Material: aluminium



		A → G
Spot 1/Spot 2	1100/1200lm 3000/4000K	A G D



■ Connection box IP68, 3-pole
Prod. no. 228730

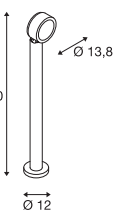
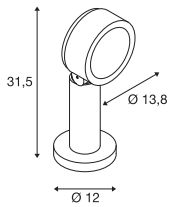
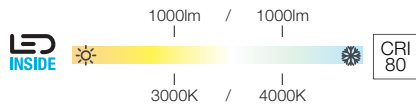
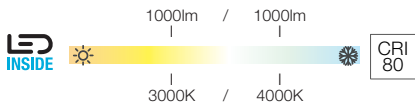


Options	Prod. no.
Spot 1: 1100/1200lm 3000/4000K CRI80	
Spot 2: 1100/1200lm 3000/4000K CRI80	
■ anthracite	1005440 ■

ESKINA 30
Pole



ESKINA 80
Pole



IP 65 IK04 95° L70B50 36000 Hours 340°

105° 150

IP 65 IK02 95° L70B50 36000 Hours 340°

105°

220-240V ~50/60Hz | 350mA
Total wattage: 14.5W
Material: aluminium

220-240V ~50/60Hz | 350mA
Total wattage: 14.5W
Material: aluminium

- IP44 safety plug

1002906	1000lm 3000/4000K	


1002907	1000lm 3000/4000K	

■ Ground spike
Prod. no. 230060

■ Ground spike
Prod. no. 230060

Options	Prod. no.
1000lm 3000/4000K CRI80	
■ anthracite	1002906

Options	Prod. no.
1000lm 3000/4000K CRI80	
■ anthracite	1002907





232115 517

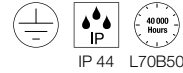

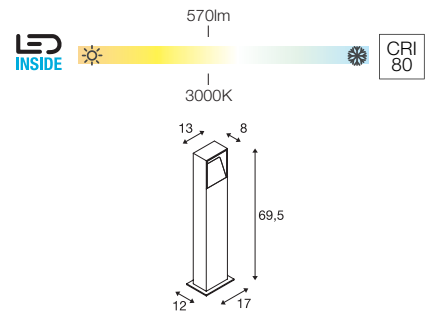
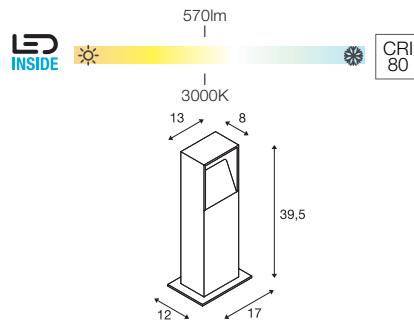


232125 517

LOGS 40 Pole



LOGS 70 Pole



100-240V ~50/60Hz | 500mA
Total wattage: 10W
Material: aluminium

100-240V ~50/60Hz | 500mA
Total wattage: 10W
Material: aluminium



232115	570lm 3000K	

232125	570lm 3000K	



- Connection box IP68, 3-pole
Prod. no. 228730
- Screw set
Prod. no. 228754
- Ground spike
Prod. no. 231230
- Concrete anchor
Prod. no. 232119

- Connection box IP68, 3-pole
Prod. no. 228730
- Screw set
Prod. no. 228754
- Ground spike
Prod. no. 231230
- Concrete anchor
Prod. no. 232119

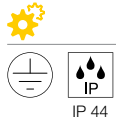
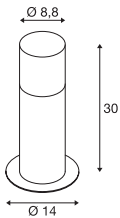
Options	Prod. no.
570lm 3000K CRI80 ■ anthracite	232115

Options	Prod. no.
570lm 3000K CRI80 ■ anthracite	232125

GRAFIT 30
Pole, round, E27



NEW



220-240V ~50/60Hz
Material: aluminium/acrylic

- Open cable end

E27 <11W
Diameter: 6 cm L: 11.5 cm

LED E27 | 7.5W | 320°
2700K | 700lm | EEK=F
8kWh/1000h



Prod. no. 1005304

Connection box IP68, 3-pole
Prod. no. 228730

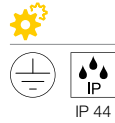
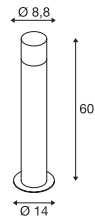


Options	Prod. no.
1xE27	
anthracite	1006180

GRAFIT 60
Pole, round, E27



NEW



220-240V ~50/60Hz
Material: aluminium/acrylic

- Open cable end

E27 <11W
Diameter: 6 cm L: 11.5 cm

LED E27 | 7.5W | 320°
2700K | 800lm | EEK=F
8kWh/1000h



Prod. no. 1005303

Connection box IP68, 3-pole
Prod. no. 228730

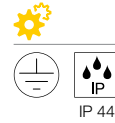
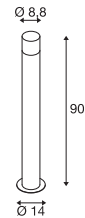


Options	Prod. no.
1xE27	
anthracite	1006181

GRAFIT 90
Pole, round, E27



NEW



220-240V ~50/60Hz
Material: aluminium/acrylic

- Open cable end

E27 <11W
Diameter: 6 cm L: 11.5 cm

LED E27 | 8W | 240°
3000K | 880lm | EEK=E
8kWh/1000h



Prod. no. 1005289

Connection box IP68, 3-pole
Prod. no. 228730



Options	Prod. no.
1xE27	
anthracite	1006182

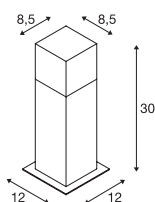




231225 521



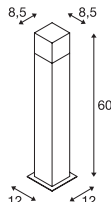
GRAFIT 30
Pole, E27



220-240V ~50/60Hz
Material: aluminium/plastic

- Open cable end

GRAFIT 60
Pole, E27



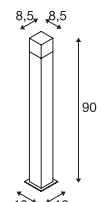
220-240V ~50/60Hz
Material: aluminium/plastic

- Open cable end

GRAFIT 90
Pole, E27



NEW



220-240V ~50/60Hz
Material: aluminium/acrylic

- Open cable end



E27 <11W
Diameter: 6 cm L: 11.5 cm



LED E27 | 8W | 240°
4000K | 880lm | EEK=E
8kWh/1000h

Prod. no. 1005290



■ Connection box IP68, 3-pole
Prod. no. 228730

■ Screw set
Prod. no. 228754

■ Ground spike
Prod. no. 231230



E27 <11W
Diameter: 6 cm L: 11.5 cm



LED E27 | 9W | 220°
2700K | 800lm | EEK=F
9kWh/1000h

Prod. no. 1005301



■ Connection box IP68, 3-pole
Prod. no. 228730

■ Screw set
Prod. no. 228754

■ Ground spike
Prod. no. 231230



E27 <11W
Diameter: 6 cm L: 11.5 cm



LED E27 | 13.2W | 220°
2700K | 1300lm | EEK=F
13kWh/1000h

Prod. no. 1005302



■ Connection box IP68, 3-pole
Prod. no. 228730

■ Screw set
Prod. no. 228754

■ Ground spike
Prod. no. 231230



Options	Prod. no.
1xE27	
■ anthracite	231215

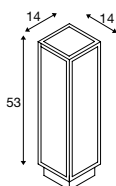
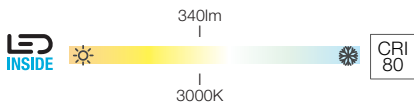
Options	Prod. no.
1xE27	
■ anthracite	231225

Options	Prod. no.
1xE27	
■ anthracite	1006184

QUADRULO
FL



NEW



100-277V ~50/60Hz | 480mA
Total wattage: 7W
Material: aluminium/acrylic

- IP connection box




1005442	340lm 3000K	

Options	Prod. no.
340lm 3000K CRI80	
■ anthracite/white	1005442 ■



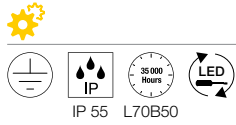
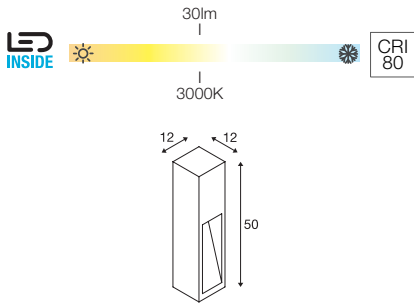


1005442 522



1005442 522

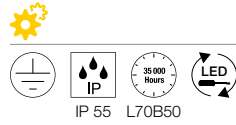
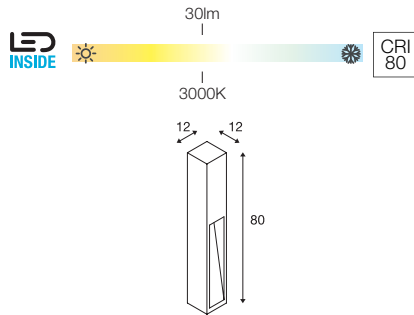
RUSTY® SLOT 50 Pole



220-240V ~50/60Hz
Total wattage: 9W
Material: FeCSi steel/polycarbonate (PC)

- Open cable end

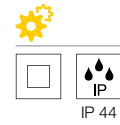
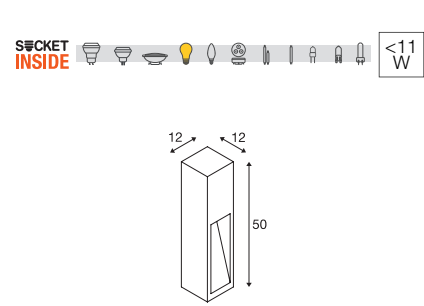
RUSTY® SLOT 80 Pole



220-240V ~50/60Hz
Total wattage: 9W
Material: FeCSi steel/polycarbonate (PC)

- Open cable end

RUSTY® SLOT 50 Pole, E27



220-240V ~50/60Hz
Material: FeCSi steel/polycarbonate (PC)

- Open cable end

233447	30lm 3000K	

233457	30lm 3000K	

E27 <11W
Diameter: 4.8 cm L: 13.9 cm

LED E27 | 8W | 240°
3000K | 880lm | EEK=E
8kWh/1000h

Prod. no. 1005289

- Connection box IP68, 3-pole
Prod. no. 228730
- Ground spike
Prod. no. 231230

- Connection box IP68, 3-pole
Prod. no. 228730
- Ground spike
Prod. no. 231230

- Connection box IP68, 3-pole
Prod. no. 228730
- Ground spike
Prod. no. 231230

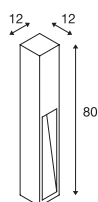
Options	Prod. no.
30lm 3000K CRI80 	233447

Options	Prod. no.
30lm 3000K CRI80 	233457

Options	Prod. no.
1xE27 	229410



RUSTY® SLOT 80
Pole, E27



IP 44

220-240V ~50/60Hz
Material: FeCSi steel/polycarbonate (PC)

- Open cable end



E27 <11W
Diameter: 4.8 cm L: 13.9 cm



LED E27 | 8W | 240°
3000K | 880lm | EEK=E
8kWh/1000h



Prod. no. 1005289



■ Connection box IP68, 3-pole
Prod. no. 228730



■ Ground spike
Prod. no. 231230




Options	Prod. no.
1xE27	
rust	229411



233447 524



229411 525



230090 526



1001823 527



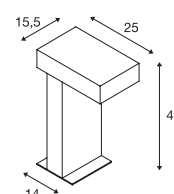
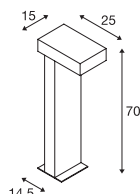
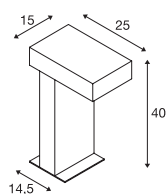
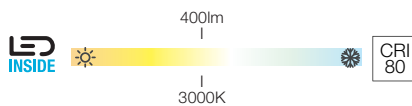
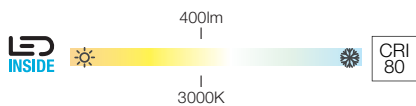

RUSTY® PATHLIGHT 40 Pole



RUSTY® PATHLIGHT 70 Pole



RUSTY® PATHLIGHT Pole, TCR-TSE



220-240V ~50/60Hz
 Total wattage: 8.9W
 Material: FeCSi steel/polycarbonate (PC)

220-240V ~50/60Hz
 Total wattage: 8.9W
 Material: FeCSi steel/polycarbonate (PC)

220-240V ~50/60Hz
 Material: FeCSi steel/polycarbonate (PC)

- Open cable end

- Open cable end

- Open cable end

1001823	400lm 3000K	

1001824	400lm 3000K	

GX53 <9W
 Diameter: 7.5 cm L: 2.7 cm

LED GX53 | 6W | 120°
 4000K | 550lm | EEK=F
 6kWh/1000h

Prod. no. 1005269

- Connection box IP68, 3-pole
Prod. no. 228730
- Ground spike
Prod. no. 229422

- Connection box IP68, 3-pole
Prod. no. 228730
- Ground spike
Prod. no. 229422

- Connection box IP68, 3-pole
Prod. no. 228730
- Ground spike
Prod. no. 229422

Options	Prod. no.
400lm 3000K CRI80	
rust	1001823

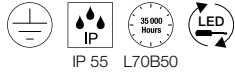
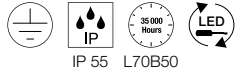
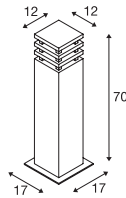
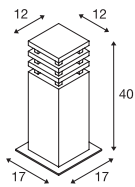
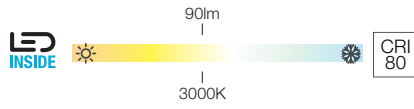
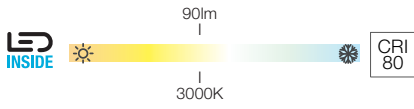
Options	Prod. no.
400lm 3000K CRI80	
rust	1001824

Options	Prod. no.
1xGX53	
rust	230090

RUSTY® 40 Pole



RUSTY® 70 Pole



220-240V ~50/60Hz
Total wattage: 9W
Material: FeCSi steel/polycarbonate (PC)

220-240V ~50/60Hz
Total wattage: 9W
Material: FeCSi steel/polycarbonate (PC)

- Open cable end

- Open cable end



233427	90lm 3000K	

233437	90lm 3000K	




- Connection box IP68, 3-pole
Prod. no. 228730
- Ground spike
Prod. no. 229422

- Connection box IP68, 3-pole
Prod. no. 228730
- Ground spike
Prod. no. 229422

Options	Prod. no.
90lm 3000K CRI80	
■ rust	233427

Options	Prod. no.
90lm 3000K CRI80	
■ rust	233437

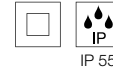
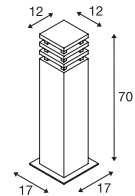
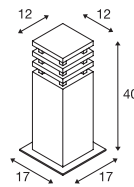




RUSTY® 40
Pole, E27



RUSTY® 70
Pole, E27



220-240V ~50/60Hz
Material: FeCSi steel/polycarbonate (PC)

220-240V ~50/60Hz
Material: FeCSi steel/polycarbonate (PC)

- Open cable end

- Open cable end



E27 <11W
Diameter: 4.8 cm L: 13.9 cm

E27 <11W
Diameter: 4.8 cm L: 13.9 cm



LED E27 | 8W | 240°
3000K | 880lm | EEK=E
8kWh/1000h

LED E27 | 8W | 240°
4000K | 880lm | EEK=E
8kWh/1000h

Prod. no. 1005289

Prod. no. 1005290



■ Connection box IP68, 3-pole
Prod. no. 228730

■ Connection box IP68, 3-pole
Prod. no. 228730

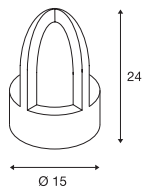
■ Ground spike
Prod. no. 229422

■ Ground spike
Prod. no. 229422

Options	Prod. no.
1xE27	
■ rust	229420

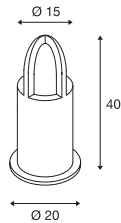
Options	Prod. no.
1xE27	
■ rust	229421

RUSTY® CONE 24
FL, E14



220-240V ~50/60Hz
Material: FeCSi steel/polycarbonate (PC)

RUSTY® CONE 40
Pole, E27



220-240V ~50/60Hz
Material: FeCSi steel/polycarbonate (PC)

RUSTY® CONE 70
Pole, E27



220-240V ~50/60Hz
Material: FeCSi steel/polycarbonate (PC)



E14 <40W
Diameter: 4.8 cm L: 13.9 cm



LED E14 | 4.2W | 320°
2700K | 350lm | EEK=G
5kWh/1000h



Prod. no. 1005285



E27 <11W
Diameter: 4.8 cm L: 13.9 cm



LED E27 | 8W | 240°
3000K | 880lm | EEK=E
8kWh/1000h



Prod. no. 1005289



■ Connection box IP68, 3-pole

Prod. no. 228730

■ Ground spike

Prod. no. 229423



E27 <11W
Diameter: 4.8 cm L: 13.9 cm



LED E27 | 8W | 240°
4000K | 880lm | EEK=E
8kWh/1000h



Prod. no. 1005290



■ Connection box IP68, 3-pole

Prod. no. 228730

■ Ground spike

Prod. no. 229423



Options	Prod. no.
1xE14	
■ rust	229430

Options	Prod. no.
1xE27	
■ rust	229431

Options	Prod. no.
1xE27	
■ rust	229432



229432 530

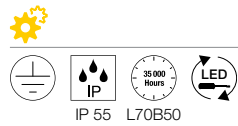
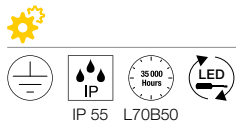
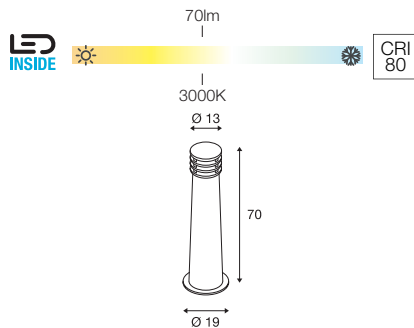
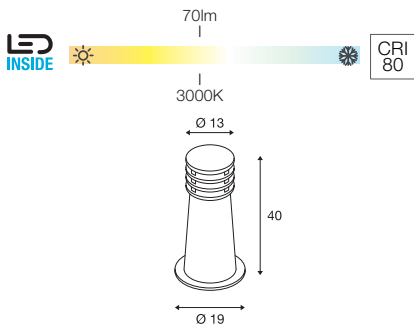
229431 530

229430 530

RUSTY® 40 Pole



RUSTY® 70 Pole



220-240V ~50/60Hz
Total wattage: 9W
Material: FeCSi steel/polycarbonate (PC)

220-240V ~50/60Hz
Total wattage: 9W
Material: FeCSi steel/polycarbonate (PC)

- Open cable end
- Every light is a unique one-off piece

- Open cable end
- Every light is a unique one-off piece

233407	70lm 3000K	

233417	70lm 3000K	

	<ul style="list-style-type: none"> ■ Connection box IP68, 3-pole Prod. no. 228730 ■ Ground spike Prod. no. 229022 	
--	---	--

	<ul style="list-style-type: none"> ■ Connection box IP68, 3-pole Prod. no. 228730 ■ Ground spike Prod. no. 229022 	
--	---	--

Options	Prod. no.
70lm 3000K CRI80	
■ rust	233407

Options	Prod. no.
70lm 3000K CRI80	
■ rust	233417



233417 532





229021 533

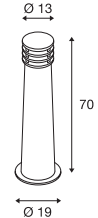
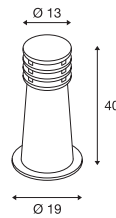


229020 533

RUSTY® 40
Pole, E27



RUSTY® 70
Pole, E27



IP 55



IP 55

220-240V ~50/60Hz
Material: FeCSi steel/polycarbonate (PC)

220-240V ~50/60Hz
Material: FeCSi steel/polycarbonate (PC)

- Open cable end
- Every light is a unique one-off piece

- Open cable end
- Every light is a unique one-off piece



E27 $\le 11\text{ W}$
Diameter: 4.8 cm L: 13.9 cm



E27 $\le 11\text{ W}$
Diameter: 4.8 cm L: 13.9 cm



LED E27 | 8W | 240°
3000K | 880lm | EEK=E
8kWh/1000h



Prod. no. 1005289



LED E27 | 8W | 240°
4000K | 880lm | EEK=E
8kWh/1000h



Prod. no. 1005290



■ Connection box IP68, 3-pole
Prod. no. 228730



■ Ground spike
Prod. no. 229022



■ Connection box IP68, 3-pole
Prod. no. 228730



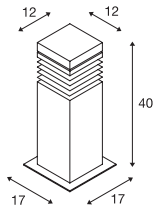
■ Ground spike
Prod. no. 229022



Options	Prod. no.
1xE27	
■ rust	229020

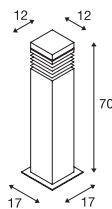
Options	Prod. no.
1xE27	
■ rust	229021

ARROCK GRANITE 40
Pole, square, E27



220-240V ~50/60Hz
Material: granite/304 stainless steel

ARROCK GRANITE 70
Pole, square, E27



220-240V ~50/60Hz
Material: granite/304 stainless steel



E27 <15W
Diameter: 5.2 cm L: 11.5 cm



LED E27 | 8W | 240°
3000K | 880lm | EEK=E
8kWh/1000h



Prod. no. 1005289



■ Connection box IP68, 3-pole
Prod. no. 228730



■ Ground spike
Prod. no. 229422



Options	Prod. no.
1xE27	
■ grey	231410



E27 <15W
Diameter: 5.2 cm L: 11.5 cm



LED E27 | 8W | 240°
4000K | 880lm | EEK=E
8kWh/1000h



Prod. no. 1005290



■ Connection box IP68, 3-pole
Prod. no. 228730



■ Ground spike
Prod. no. 229422



Options	Prod. no.
1xE27	
■ grey	231411



231410 534

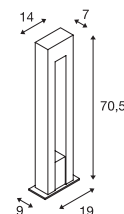


231420 535

ARROCK ARC
Pole, QPAR51



SOCKET INSIDE <35 W



220-240V ~50/60Hz
Material: granite/304 stainless steel



GU10 <35W
Diameter: 5 cm L: 7.6 cm



LED GU10 51mm | 4W | 36°
2700K | 270lm | EEK=G
4kWh/1000h

Prod. no. 1004972



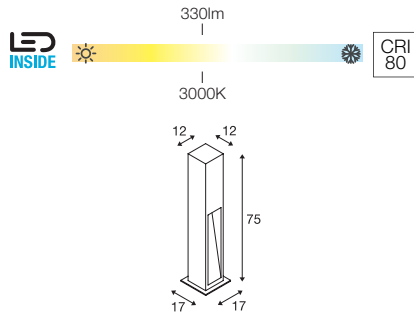
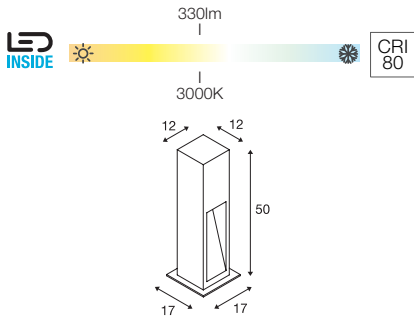
Ground spike
Prod. no. 231233

Options	Prod. no.
1xGU10	
grey	231420



ARROCK STONE 50
Pole

ARROCK STONE 75
Pole



IP 55 L70B50

IP 55 L70B50

100-240V ~50/60Hz | 700mA
Total wattage: 9W
Material: basalt/304 stainless steel

100-240V ~50/60Hz | 700mA
Total wattage: 9W
Material: basalt/304 stainless steel

231370	330lm 3000K	

231371	330lm 3000K	

Prod. no. 231235

Prod. no. 231235

Options	Prod. no.
330lm 3000K CRI80	
grey	231370

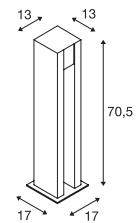
Options	Prod. no.
330lm 3000K CRI80	
grey	231371





231371 536

ARROCK SLOT



220-240V ~50/60Hz
Material: granite/304 stainless steel

- Open cable end



231440 537



GU10 <math><4\text{ W}</math>



LED GU10 51mm | 4W | 36°
3000K | 270lm | EEK=G
4kWh/1000h



Prod. no. 1004973



■ Connection box IP68, 3-pole
Prod. no. 228730



■ Ground spike
Prod. no. 231235



Options	Prod. no.
1xGU10	
■ grey	231440

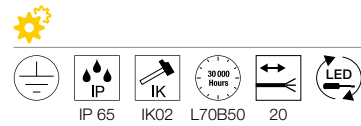
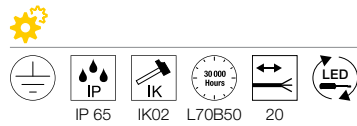
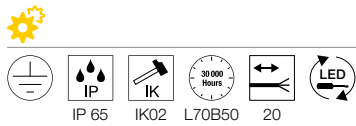
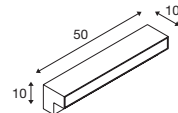
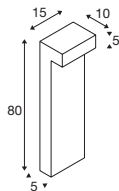
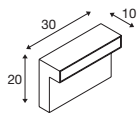
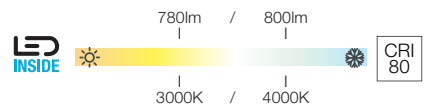
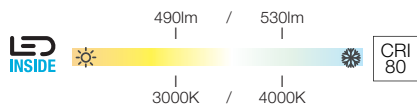
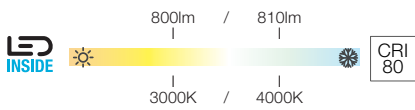
L-LINE OUT 30
FL, vertical



L-LINE OUT 50
Pole, horizontal



L-LINE OUT 60
FL, vertical



220-240V ~50/60Hz | 500mA
Total wattage: 11.5W
Material: aluminium/polycarbonate (PC)

220-240V ~50/60Hz | 350mA
Total wattage: 7W
Material: aluminium/polycarbonate (PC)

220-240V ~50/60Hz | 500mA
Total wattage: 11.5W
Material: aluminium/polycarbonate (PC)

- Open cable end
- The light colour must be set prior to installation

- Open cable end
- The light colour must be set prior to installation

- Open cable end
- The light colour must be set prior to installation

1003536	800/810lm 3000/4000K	

1003537	490/530lm 3000/4000K	

1003535	780/800lm 3000/4000K	

Connection box IP68, 3-pole
Prod. no. 228730

Connection box IP68, 3-pole
Prod. no. 228730

Connection box IP68, 3-pole
Prod. no. 228730

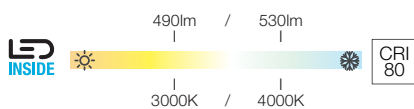
Options	Prod. no.
800/810lm 3000/4000K CRI>80	
anthracite	1003536

Options	Prod. no.
490/530lm 3000/4000K CRI>80	
anthracite	1003537

Options	Prod. no.
780/800lm 3000/4000K CRI80	
anthracite	1003535

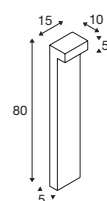


L-LINE OUT 80
Pole, horizontal



490lm / 530lm

CRI 80



220-240V ~50/60Hz | 350mA
Total wattage: 7W
Material: aluminium/polycarbonate (PC)

- Open cable end
- The light colour must be set prior to installation




		A → G
1003538	490/530lm 3000/4000K	A ↑ G C



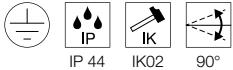
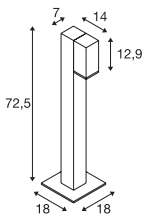
■ Connection box IP68, 3-pole
Prod. no. 228730



Options	Prod. no.
490/530lm 3000/4000K CRI>80	
■ anthracite	1003538



THEO PATHLIGHT
Pole, single



220-240V ~50/60Hz
Material: aluminium



GU10 <7W



LED GU10 51mm | 4W | 36°
2700K | 270lm | EEK=G
4kWh/1000h



Prod. no. 1004972

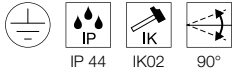
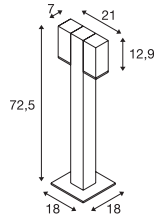


■ Connection box IP68, 3-pole
Prod. no. 228730



Options	Prod. no.
1xGU10	
■ anthracite	1002870

THEO PATHLIGHT
Pole, double



220-240V ~50/60Hz
Material: aluminium



GU10 <7W



LED GU10 51mm | 4W | 36°
3000K | 270lm | EEK=G
4kWh/1000h



Prod. no. 1004973



■ Connection box IP68, 3-pole
Prod. no. 228730



Options	Prod. no.
2xGU10	
■ anthracite	1002871



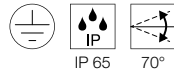
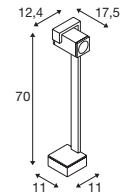
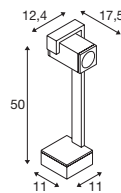
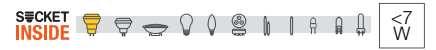


1004655 541

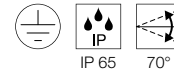
THEO BRACKET 50 Pole



THEO BRACKET 70 Pole



220-240V ~50/60Hz
Material: aluminium/glass



220-240V ~50/60Hz
Material: aluminium/glass



GU10 <7W
Diameter: 5.1 cm L: 5.7 cm



GU10 <7W
Diameter: 5.1 cm L: 5.7 cm



LED GU10 51mm | 4W | 36°
2700K | 270lm | EEK=G
4kWh/1000h
Prod. no. 1004972



LED GU10 51mm | 4W | 36°
3000K | 270lm | EEK=G
4kWh/1000h
Prod. no. 1004973

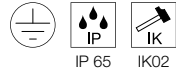
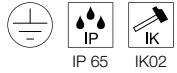
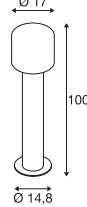
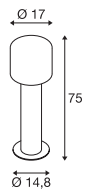
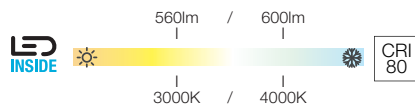
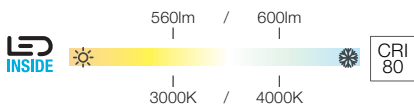
Options	Prod. no.
1xGU10	
■ anthracite	1004654

Options	Prod. no.
1xGU10	
■ anthracite	1004655

OVALISK 75
Pole



OVALISK 100
Pole



100-240V ~50/60Hz | 500mA
Total wattage: 9W
Material: aluminium/glass

100-240V ~50/60Hz | 500mA
Total wattage: 9W
Material: aluminium/glass



1004680	580/630lm 3000/4000K	

1004681	580/630lm 3000/4000K	




- Concrete anchor
Prod. no. 228712
- Ground spike
Prod. no. 228722
- Connection box IP68, 3-pole
Prod. no. 228730

- Concrete anchor
Prod. no. 228712
- Ground spike
Prod. no. 228722
- Connection box IP68, 3-pole
Prod. no. 228730

Options	Prod. no.
560/600lm 3000/4000K CRI80	
■ anthracite	1004680

Options	Prod. no.
560/600lm 3000/4000K CRI80	
■ anthracite	1004681



1004680 542



1004681 542



1001999 545



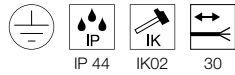
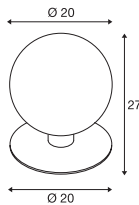
1002000 545



1002001 545



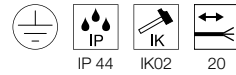
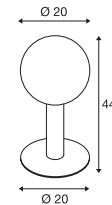
GLOO PURE 27
Pole, E27



220-240V ~50/60Hz
Material: aluminium/glass

- Open cable end

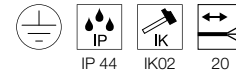
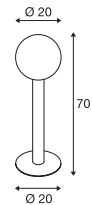
GLOO PURE 44
Pole, E27



220-240V ~50/60Hz
Material: aluminium/glass

- Open cable end

GLOO PURE 70
Pole, E27



220-240V ~50/60Hz
Material: aluminium/glass

- Open cable end



E27 <23W
Diameter: 4.8 cm L: 18 cm



LED E27 | 8W | 240°
3000K | 870lm | EEK=E
8kWh/1000h



Prod. no. 1005289



■ Connection box IP68, 3-pole
Prod. no. 228730



■ Ground spike
Prod. no. 231234



Options	Prod. no.
1xE27	
■ anthracite	1001999



E27 <23W
Diameter: 4.8 cm L: 18 cm



LED E27 | 8W | 240°
3000K | 870lm | EEK=E
8kWh/1000h



Prod. no. 1005289



■ Connection box IP68, 3-pole
Prod. no. 228730



■ Ground spike
Prod. no. 231234



Options	Prod. no.
1xE27	
■ anthracite	1002000



E27 <23W
Diameter: 4.8 cm L: 18 cm



LED E27 | 8W | 240°
4000K | 880lm | EEK=E
8kWh/1000h



Prod. no. 1005290



■ Connection box IP68, 3-pole
Prod. no. 228730



■ Ground spike
Prod. no. 231234



Options	Prod. no.
1xE27	
■ anthracite	1002001

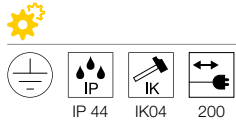
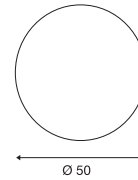
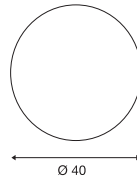
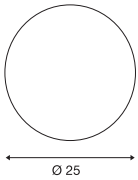
ROTOBALL 25
FL, E27



ROTOBALL 40
FL, E27

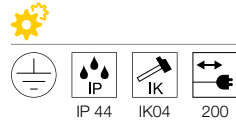


ROTOBALL 50
FL, E27



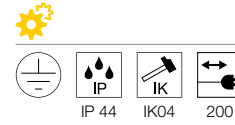
220-240V ~50/60Hz
Material: steel/polyethylene (PE)

- IP44 contour plug



220-240V ~50/60Hz
Material: steel/polyethylene (PE)

- IP44 safety plug



220-240V ~50/60Hz
Material: steel/polyethylene (PE)

- IP44 safety plug

E27 <24W

LED E27 | 7.5W | 320°
2700K | 700lm | EEK=F
8kWh/1000h

Prod. no. 1005304



E27 <24W
Diameter: 9.5 cm

LED E27 | 9W | 220°
2700K | 770lm | EEK=F
9kWh/1000h

Prod. no. 1005301



E27 <24W
Diameter: 9.5 cm

LED E27 | 13.2W | 220°
2700K | 1300lm | EEK=F
13kWh/1000h

Prod. no. 1005302



Options	Prod. no.
1xE27 <input type="checkbox"/> white	227219

Options	Prod. no.
1xE27 <input type="checkbox"/> white	227220

Options	Prod. no.
1xE27 <input type="checkbox"/> white	227221

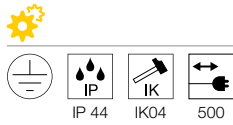
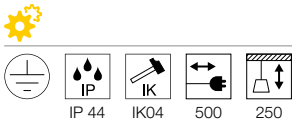
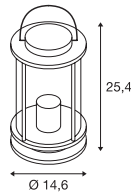
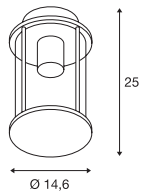


227221 546

227219 546

PHOTONIA
PD, E27

PHOTONIA
TL, E27



220-240V ~50/60Hz
Material: aluminium/glass

220-240V ~50/60Hz
Material: aluminium/glass

- IP44 safety plug
- Suspension chain included

- IP44 safety plug

E27 <60W
Diameter: 9 cm L: 15 cm

E27 <60W
Diameter: 9 cm L: 15 cm

LED E27 | 7.5W | 320°
2700K | 800lm | EEK=F
8kWh/1000h



Prod. no. 1005268

LED E27 | 7.5W | 320°
2700K | 800lm | EEK=F
8kWh/1000h



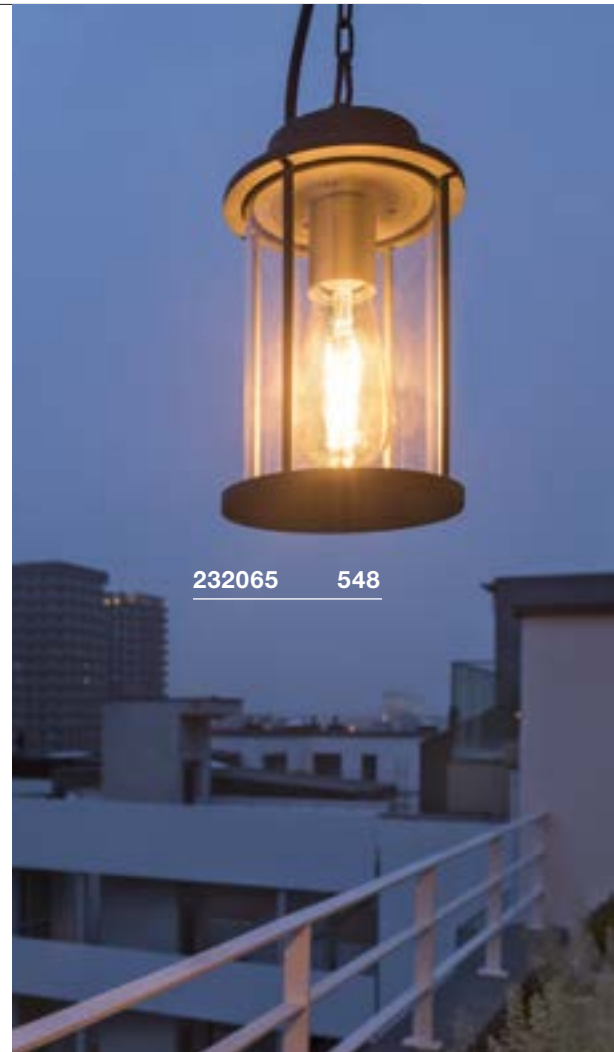
Prod. no. 1005268

Ceiling rose
Prod. no. 1000398




Options	Prod. no.
1xE27	
■ anthracite	232065

Options	Prod. no.
1xE27	
■ anthracite	232095 ▼



232065 548



232095 548



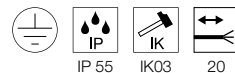
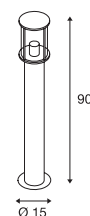
232075 549



PHOTONIA
Pole, E27



SOCKET INSIDE <60 W



220-240V ~50/60Hz
Material: aluminium/glass

- Open cable end



E27 <60W
Diameter: 9 cm L: 15 cm



LED E27 | 7.5W | 320°
2500K | 700lm | EEK=F
8kWh/1000h



Prod. no. 1005265

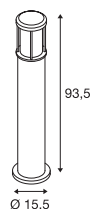


■ Connection box IP68, 3-pole
Prod. no. 228730
■ Concrete anchor
Prod. no. 232085



Options	Prod. no.
1xE27	
■ anthracite	232075

OTOS GLAS
Pole, E27



220-240V ~50/60Hz
Material: aluminium/glass

- Concrete anchor included



E27 <15W
Diameter: 6.5 cm L: 14.5 cm



LED E27 | 13.2W | 220°
2700K | 1300lm | EEK=F
13kWh/1000h

Prod. no. 1005302



- Connection box IP68, 3-pole

Prod. no. 228730

- Screw set

Prod. no. 228753



Options	Prod. no.
1xE27	
■ anthracite	230465



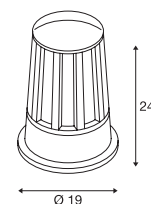
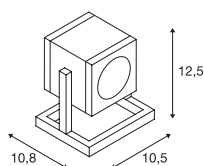


230435 551



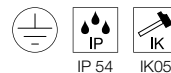
CUBIX
FL, QPAR51

CONE
FL, E27



220-240V ~50/60Hz
Material: aluminium/glass

- IP44 safety plug



220-240V ~50/60Hz
Material: aluminium/glass



GU10 <25W



E27 <100W
L: 15 cm



LED GU10 51mm | 4W | 36°
2700K | 270lm | EEK=G
4kWh/1000h

Prod. no. 1004972



LED E27 | 13.2W | 220°
2700K | 1300lm | EEK=F
13kWh/1000h

Prod. no. 1005302



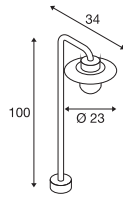
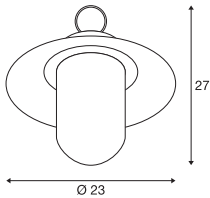
Options	Prod. no.
1xGU10	
■ anthracite	132835

Options	Prod. no.
1xE27	
■ anthracite	230435

MOLAT
PD, E27

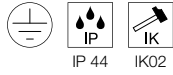


MOLAT
Pole, E27



220-240V ~50/60Hz
Material: aluminium/glass

- IP44 safety plug
- Suspension chain included



220-240V ~50/60Hz
Material: aluminium/glass



E27 60W
Diameter: 6.5 cm L: 14.5 cm



LED E27 | 7.5W | 320°
2500K | 700lm | EEK=F
8kWh/1000h



Prod. no. 1005265



■ Ceiling rose
Prod. no. 1000398



Options Prod. no.

1xE27
■ anthracite 1000821



E27 60W
Diameter: 6.5 cm L: 14.5 cm



LED E27 | 7.5W | 320°
2500K | 700lm | EEK=F
8kWh/1000h



Prod. no. 1005265

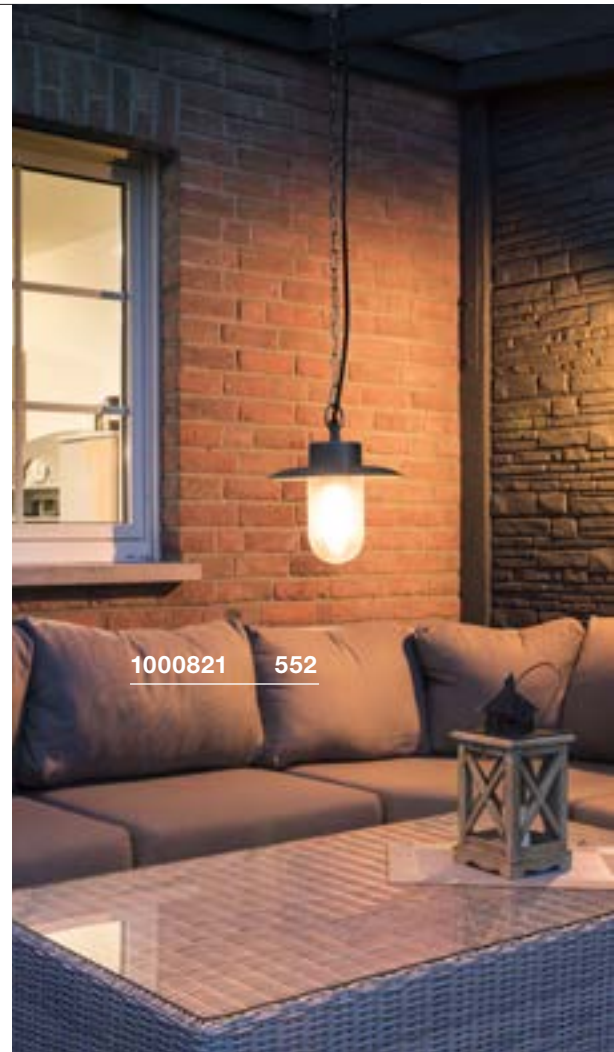


■ Ground spike
Prod. no. 230060



Options Prod. no.

1xE27
■ anthracite 1000822



1000821 552



1000822 552



1000665 553

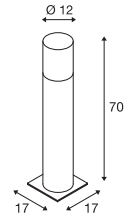
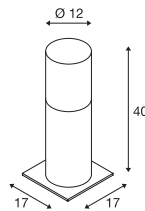


1000666 553

LISENNE 40
Pole, E27



LISENNE 70
Pole, E27



IP 54

220-240V ~50/60Hz
Material: basalt/glass



IP 54

220-240V ~50/60Hz
Material: basalt/glass



E27 <23W
Diameter: 5.9 cm L: 15 cm



LED E27 | 7.5W | 320°
2700K | 800lm | EEK=F
8kWh/1000h

Prod. no. 1005268



Ground spike
Prod. no. 229422



Options Prod. no.

1xE27
grey/brown 1000665



E27 <23W
Diameter: 5.9 cm L: 15 cm



LED E27 | 7.5W | 320°
2700K | 800lm | EEK=F
8kWh/1000h

Prod. no. 1005268



Ground spike
Prod. no. 229422



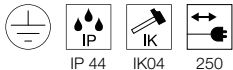
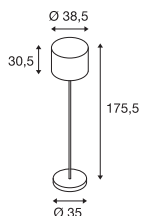
Options Prod. no.

1xE27
grey/brown 1000666

ADEGAN MANILA
FL, E27



SOCKET INSIDE <15 W



220-240V ~50/60Hz
Material: granite/stainless steel

- IP44 safety plug



E27 <15W
Diameter: 4.8 cm L: 18 cm



LED E27 | 8W | 240°
3000K | 880lm | EEK=E
8kWh/1000h



Prod. no. 1005289

Options	Prod. no.
1xE27	
black/stainless steel	1002494



1002494 554

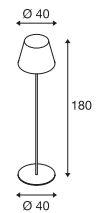


228965 555

ADEGAN
FL, E27



SOCKET INSIDE <15 W



IP 44

IK04

250

220-240V ~50/60Hz
Material: granite/stainless steel

- IP44 safety plug



E27 <15W
Diameter: 4.8 cm L: 18 cm



LED E27 | 8W | 240°
3000K | 880lm | EEK=E
8kWh/1000h



Prod. no. 1005289

Options	Prod. no.
1xE27	
anthracite/milky	228965



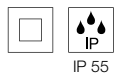
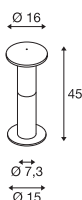
228925 557



228935 557



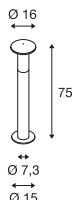
ALPA MUSHROOM 45
Pole, E27



220-240V ~50/60Hz
Material: aluminium/polycarbonate (PC)

- Open cable end

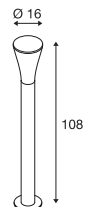
ALPA MUSHROOM 75
Pole, E27



220-240V ~50/60Hz
Material: aluminium/polycarbonate (PC)

- Open cable end

ALPA CONE 100
Pole, E27



220-240V ~50/60Hz
Material: aluminium/polycarbonate (PC)

- Open cable end



E27 <24W
Diameter: 5.2 cm L: 16 cm



LED E27 | 13.5W | 240°
3000K | 1520lm | EEK=E
14kWh/1000h

Prod. no. 1005307



■ Concrete anchor

Prod. no. 228712

■ Ground spike

Prod. no. 228722

■ Connection box IP68, 3-pole

Prod. no. 228730



Options	Prod. no.
1xE27	
■ anthracite	228935



E27 <24W
Diameter: 5.2 cm L: 16 cm



LED E27 | 13.5W | 240°
4000K | 1520lm | EEK=E
14kWh/1000h

Prod. no. 1005308



■ Concrete anchor

Prod. no. 228712

■ Ground spike

Prod. no. 228722

■ Connection box IP68, 3-pole

Prod. no. 228730



Options	Prod. no.
1xE27	
■ anthracite	228945



E27 <24W
5Ø: 5.2 cm L: 17.3 cm



LED E27 | 8W | 240°
3000K | 870lm | EEK=E
8kWh/1000h

Prod. no. 1005289



■ Concrete anchor

Prod. no. 228712

■ Ground spike

Prod. no. 228722

■ Connection box IP68, 3-pole

Prod. no. 228730

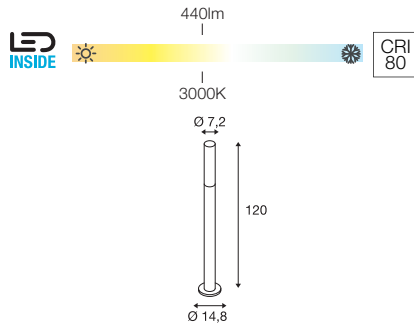
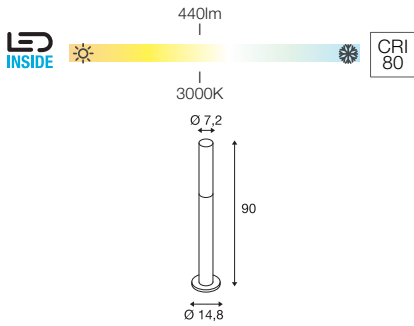


Options	Prod. no.
1xE27	
■ anthracite	228925

APONI 90
Pole, PHASE



APONI 120
Pole, PHASE



IP 65 L70B50

IP 65 L70B50

220-240V ~50/60Hz
Total wattage: 8W
Material: aluminium

220-240V ~50/60Hz
Total wattage: 8W
Material: aluminium

- Open cable end

- Open cable end

1000682	520lm 3000K	

1000683	520lm 3000K	

Prod. no. 228730


Prod. no. 228730

Options	Prod. no.
440lm 3000K CRI80 ■ anthracite	1000682

Options	Prod. no.
440lm 3000K CRI80 ■ anthracite	1000683



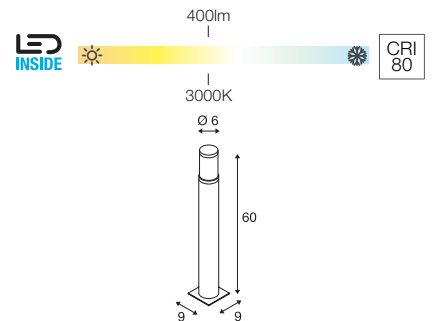
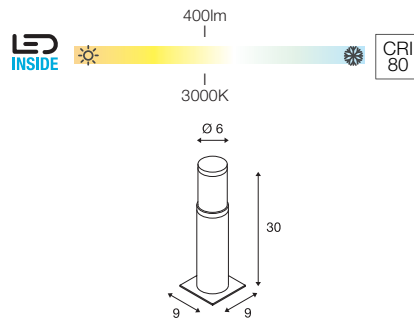

1000683 558





TRUST 30
Pole

TRUST 60
Pole



220-240V ~50/60Hz
Total wattage: 9W
Material: stainless steel 316

220-240V ~50/60Hz
Total wattage: 9W
Material: stainless steel 316

228100	400lm 3000K	

228110	400lm 3000K	

- Ground spike
Prod. no. 227922
- Ring-shaped grid
Prod. no. 228130
- Connection box IP68, 3-pole
Prod. no. 228730

- Ground spike
Prod. no. 227922
- Ring-shaped grid
Prod. no. 228130
- Connection box IP68, 3-pole
Prod. no. 228730

228110 559

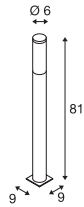
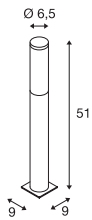
Options	Prod. no.
400lm 3000K CRI80	228100
■ stainless steel	

Options	Prod. no.
400lm 3000K CRI80	228110
■ stainless steel	

BIG NAILS 50
POLE, E27



BIG NAILS 80
POLE, E27



220-240V ~50/60Hz
Material: 304 stainless steel/polycarbonate (PC)

220-240V ~50/60Hz
Material: 304 stainless steel/polycarbonate (PC)



E27 <15W
Diameter: 4.5 cm L: 17 cm



E27 <15W
Diameter: 4.5 cm L: 17 cm



LED E27 | 8W | 240°
3000K | 880lm | EEK=E
8kWh/1000h



Prod. no. 1005289



LED E27 | 8W | 240°
3000K | 880lm | EEK=E
8kWh/1000h



Prod. no. 1005289



■ Ground spike
Prod. no. 227922




■ Ground spike
Prod. no. 227922



Options	Prod. no.
1xE27	
■ stainless steel	229162

Options	Prod. no.
1xE27	
■ stainless steel	229172




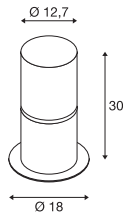
229172 560



1001490 561

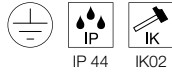
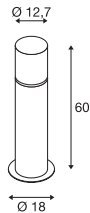


ROX ACRYL 30



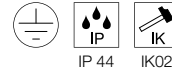
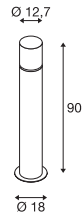
220-240V ~50/60Hz
Material: 304 stainless steel

ROX ACRYL 60



220-240V ~50/60Hz
Material: 304 stainless steel

ROX ACRYL 90



220-240V ~50/60Hz
Material: 304 stainless steel



E27 <20W
Diameter: 6 cm L: 15 cm



LED E27 | 9W | 220°
2700K | 800lm | EEK=F
9kWh/1000h

Prod. no. 1005301



■ T-connector box

Prod. no. 228726

■ Ground spike

Prod. no. 231234

■ Concrete anchor

Prod. no. 1001494



E27 <20W
Diameter: 6 cm L: 15 cm



LED E27 | 13.2W | 220°
2700K | 1300lm | EEK=F
13kWh/1000h

Prod. no. 1005302



■ T-connector box

Prod. no. 228726

■ Ground spike

Prod. no. 231234

■ Concrete anchor

Prod. no. 1001494



E27 <20W
Diameter: 6 cm L: 15 cm



LED E27 | 7.5W | 320°
2700K | 700lm | EEK=F
8kWh/1000h

Prod. no. 1005304



■ T-connector box

Prod. no. 228726

■ Ground spike

Prod. no. 231234

■ Concrete anchor

Prod. no. 1001494



Options	Prod. no.
1xE27	
■ stainless steel	1001488

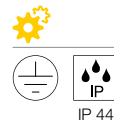
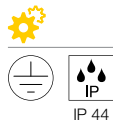
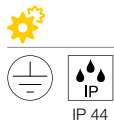

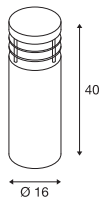
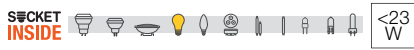
Options	Prod. no.
1xE27	
■ stainless steel	1001489

Options	Prod. no.
1xE27	
■ stainless steel	1001490

VAP 40

VAP 70

VAP 100



220-240V ~50/60Hz
Material: 304 stainless steel

220-240V ~50/60Hz
Material: 304 stainless steel

220-240V ~50/60Hz
Material: 304 stainless steel

E27 <23W
Diameter: 5.2 cm L: 12.1 cm

E27 <23W
Diameter: 5.2 cm L: 12.1 cm

E27 <23W
Diameter: 5.2 cm L: 12.1 cm

LED E27 | 8W | 240°
3000K | 880lm | EEK=E
8kWh/1000h

Prod. no. 1005289

LED E27 | 8W | 240°
3000K | 880lm | EEK=E
8kWh/1000h

Prod. no. 1005289

LED E27 | 8W | 240°
4000K | 880lm | EEK=E
8kWh/1000h

Prod. no. 1005290

Connection box IP68, 3-pole
Prod. no. 228730

Concrete anchor
Prod. no. 229059

Connection box IP68, 3-pole
Prod. no. 228730

Concrete anchor
Prod. no. 229059

Connection box IP68, 3-pole
Prod. no. 228730

Concrete anchor
Prod. no. 229059

Options	Prod. no.
1xE27	
stainless steel	229054

Options	Prod. no.
1xE27	
stainless steel	229057

Options	Prod. no.
1xE27	
stainless steel	229050

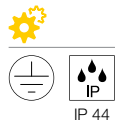
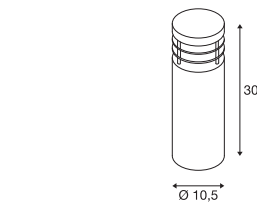




230066 565

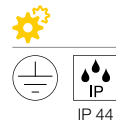
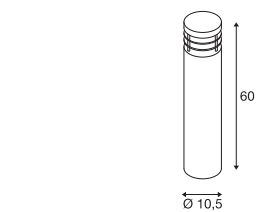


VAP SLIM 30
Pole, E27



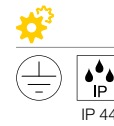
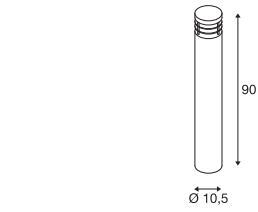
220-240V ~50/60Hz
Material: 304 stainless steel

VAP SLIM 60
Pole, E27



220-240V ~50/60Hz
Material: 304 stainless steel

VAP SLIM 90
Pole, E27



220-240V ~50/60Hz
Material: 304 stainless steel

E27 <20W
Diameter: 5 cm L: 12.6 cm

LED E27 | 8W | 240°
3000K | 880lm | EEK=E
8kWh/1000h

Prod. no. 1005289

Ground spike
Prod. no. 230060

Concrete anchor
Prod. no. 230061

Options	Prod. no.
1xE27	
stainless steel	230063

E27 <20W
Diameter: 5 cm L: 12.6 cm

LED E27 | 8W | 240°
4000K | 880lm | EEK=E
8kWh/1000h

Prod. no. 1005290

Ground spike
Prod. no. 230060

Concrete anchor
Prod. no. 230061

Options	Prod. no.
1xE27	
stainless steel	230066

E27 <20W
Diameter: 5 cm L: 12.6 cm

LED E27 | 8W | 240°
3000K | 880lm | EEK=E
8kWh/1000h


Prod. no. 1005289

Ground spike
Prod. no. 230060


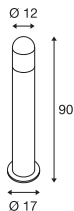
Concrete anchor
Prod. no. 230061

Options	Prod. no.
1xE27	
stainless steel	230069

C-POL
POLE, E27



SOCKET INSIDE <24 W



220-240V ~50/60Hz
Material: aluminium/polycarbonate (PC)



E27 <24W
Diameter: 5.2 cm L: 17.3 cm



LED E27 | 8W | 240°
3000K | 870lm | EEC=E
8kWh/1000h



Prod. no. 1005289



■ Connection box IP68, 3-pole
Prod. no. 228730



Options	Prod. no.
1xE27	
■ anthracite	231475



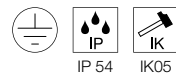
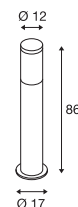


231595 567

F-POL
POLE, E27



SOCKET INSIDE **<20 W**



220-240V ~50/60Hz
Material: aluminium/polycarbonate (PC)



E27 <20W
Diameter: 5 cm L: 14.8 cm



LED E27 | 8W | 240°
3000K | 870lm | EEK=E
8kWh/1000h



Prod. no. 1005289

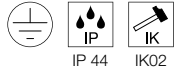
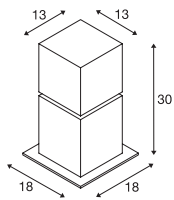


■ Connection box IP68, 3-pole
Prod. no. 228730



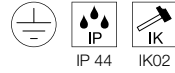
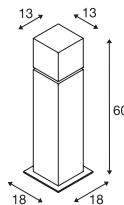
Options	Prod. no.
1xE27	
■ anthracite	231595

SQUARE POLE 30
Pole, E27



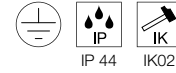
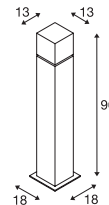
220-240V ~50/60Hz
Material: 304 stainless steel

SQUARE POLE 60
Pole, E27



220-240V ~50/60Hz
Material: 304 stainless steel

SQUARE POLE 90
Pole, E27



220-240V ~50/60Hz
Material: 304 stainless steel



E27 <20W
Diameter: 6 cm L: 15 cm



LED E27 | 9W | 220°
2700K | 800lm | EEK=F
9kWh/1000h



Prod. no. 1005301



■ Connection box IP68, 3-pole
Prod. no. 228730



■ Ground spike
Prod. no. 231234



■ Concrete anchor
Prod. no. 1000343



Options Prod. no.

1xE27
■ stainless steel 1000344



E27 <20W
Diameter: 6 cm L: 15 cm



LED E27 | 9W | 220°
2700K | 800lm | EEK=F
9kWh/1000h



Prod. no. 1005301



■ Connection box IP68, 3-pole
Prod. no. 228730



■ Ground spike
Prod. no. 231234



■ Concrete anchor
Prod. no. 1000343



Options Prod. no.

1xE27
■ stainless steel 1000345



E27 <20W
Diameter: 6 cm L: 15 cm



LED E27 | 9W | 220°
2700K | 800lm | EEK=F
9kWh/1000h



Prod. no. 1005301



■ Connection box IP68, 3-pole
Prod. no. 228730



■ Ground spike
Prod. no. 231234



■ Concrete anchor
Prod. no. 1000343



Options Prod. no.

1xE27
■ stainless steel 1000346

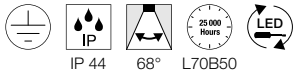
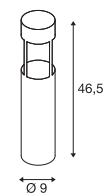
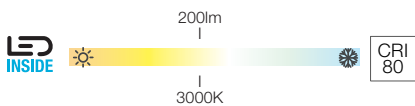


1000344 569



1000346 569

SLOTS 45 Pole



220-240V ~50/60Hz
 Total wattage: 6.3W
 Material: aluminium

- Concrete anchor included




231815, 231817	200lm 3000K	



- Connection box IP68, 3-pole
Prod. no. 228730
- Screw set
Prod. no. 228753



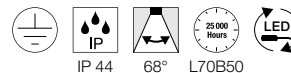
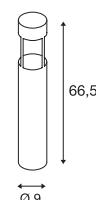
Options	Prod. no.
200lm 3000K CRI80	
■ anthracite	231815
200lm 3000K CRI80	
■ rust	231817





231455 571

SLOTS 65 Pole



220-240V ~50/60Hz
Total wattage: 6.3W
Material: aluminium

- Concrete anchor included



231455, 231457	200lm 3000K	



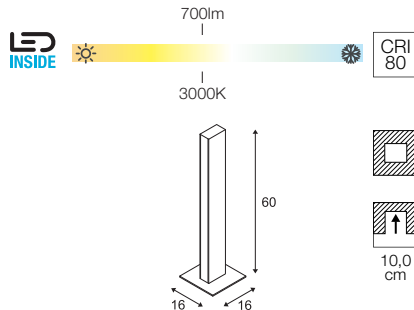
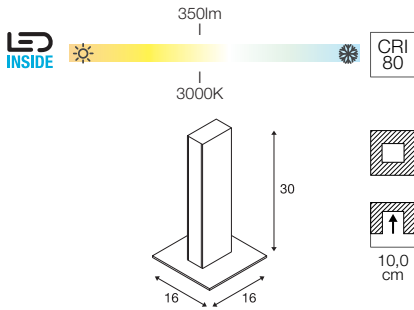



- Connection box IP68, 3-pole
Prod. no. 228730
- Screw set
Prod. no. 228753



Options	Prod. no.
200lm 3000K CRI80	
■ anthracite	231455
200lm 3000K CRI80	
■ rust	231457

H-POL 30 Pole

H-POL 60 Pole



100-277V ~50/60Hz | 500mA
 Total wattage: 9W
 Material: aluminium/plastic

100-277V ~50/60Hz | 500mA
 Total wattage: 18W
 Material: aluminium/plastic

- This product is intended for in-floor installation
- Recessed fixing kit included
- A larger recessed fixing kit is available for optional installation in the ground. Installation dimensions of the optional recessed fixing kit: L: 14 cm W: 14 cm D:16 cm

- This product is intended for in-floor installation
- Recessed fixing kit included
- A larger recessed fixing kit is available for optional installation in the ground. Installation dimensions of the optional recessed fixing kit: L: 14 cm W: 14 cm D:16 cm

Direct	350lm 3000K	

Direct	700lm 3000K	

Recessed fixing kit, 14x14 cm
Prod. no. 232195

Recessed fixing kit, 14x14 cm
Prod. no. 232195

Options	Prod. no.
Direct: 350lm 3000K CRI180	
anthracite	232155

Options	Prod. no.
Direct: 700lm 3000K CRI80	
anthracite	232165

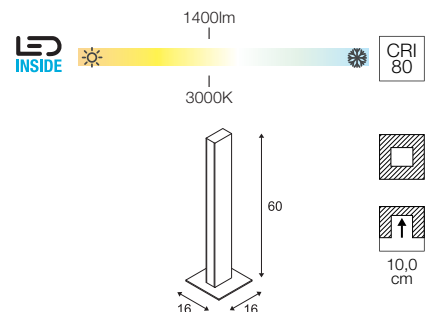
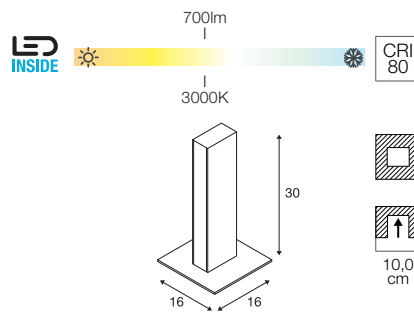





232175 573

H-POL TWIN 30 Pole

H-POL TWIN 60 Pole



IP 55 L70B50 18

IP 55 L70B50 9

100-277V ~50/60Hz | 500mA
 Total wattage: 18W
 Material: aluminium/plastic

220-240V ~50/60Hz | 1000mA
 Total wattage: 35W
 Material: aluminium/plastic

- This product is intended for in-floor installation
- Recessed fixing kit included
- A larger recessed fixing kit is available for optional installation in the soil. Installation dimensions of the optional recessed fixing kit: L: 14 cm W: 14 cm D:16 cm

- This product is intended for in-floor installation
- Recessed fixing kit included
- A larger recessed fixing kit is available for optional installation in the soil. Installation dimensions of the optional recessed fixing kit: L: 14 cm W: 14 cm D:16 cm

Direct	350lm 3000K	

Direct	700lm 3000K	

Recessed fixing kit, 14x14 cm
Prod. no. 232195

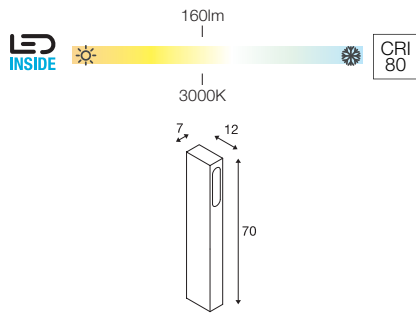
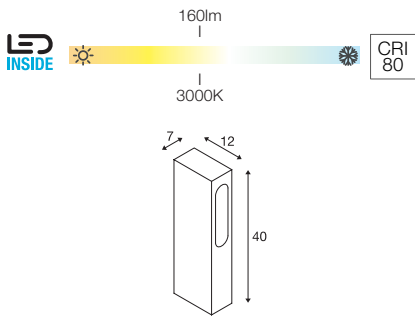
Recessed fixing kit, 14x14 cm
Prod. no. 232195

Options	Prod. no.
Direct: 350lm 3000K CRI180	
Direct: 350lm 3000K CRI180	
anthracite	232175

Options	Prod. no.
Direct: 700lm 3000K CRI80	
Direct: 700lm 3000K CRI80	
anthracite	232185

SLOTBOX 40
Pole

SLOTBOX 70
Pole



IP 44 IK04 L70B50

IP 44 IK04 L70B50

100-240V ~50/60Hz | 700mA
Total wattage: 8W
Material: aluminium

100-240V ~50/60Hz | 700mA
Total wattage: 8.7W
Material: aluminium

- Open cable end

- Open cable end

232135	160lm 3000K	

232145	160lm 3000K	


■ Connection box IP68, 3-pole
Prod. no. 228730

■ Connection box IP68, 3-pole
Prod. no. 228730

Options	Prod. no.
160lm 3000K CRI80	
■ anthracite	232135

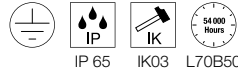
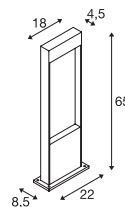
Options	Prod. no.
160lm 3000K CRI80	
■ anthracite	232145





1002956 575

FLATT 65 POLE



100-240V ~50/60Hz | 350mA
Total wattage: 9.7W
Material: aluminium

- Light colour can be selected using the switch inside the housing prior to installation



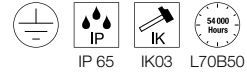
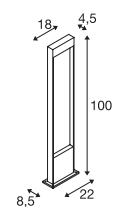
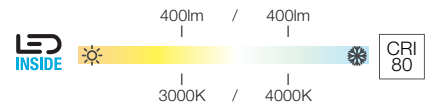
1002956, 1002957	400lm 3000/4000K	



■ Connection box IP68, 3-pole
Prod. no. 228730

Options	Prod. no.
400lm 3000/4000K CRI80	
■ anthracite/anthracite	1002956
400lm 3000/4000K CRI80	
■ anthracite/brown	1002957

FLATT 100 POLE



100-240V ~50/60Hz | 350mA
Total wattage: 9.7W
Material: aluminium

- Light colour can be selected using the switch inside the housing prior to installation



1002958, 1002959	400lm 3000/4000K	



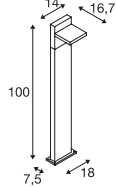
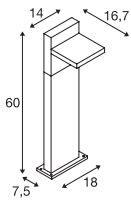
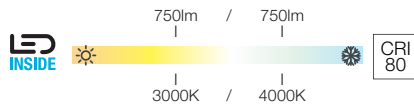
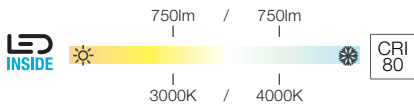


■ Connection box IP68, 3-pole
Prod. no. 228730

Options	Prod. no.
400lm 3000/4000K CRI80	
■ anthracite/anthracite	1002958
400lm 3000/4000K CRI80	
■ anthracite/brown	1002959

ABRIDOR 60
Pole



ABRIDOR 100
Pole



100-277V ~50/60Hz | 300mA
Total wattage: 14W
Material: aluminium



100-277V ~50/60Hz | 300mA
Total wattage: 14W
Material: aluminium



1002991	750lm 3000/4000K	



1002992	750lm 3000/4000K	



■ Connection box IP68, 3-pole
Prod. no. 228730



■ Connection box IP68, 3-pole
Prod. no. 228730




Options	Prod. no.
750lm 3000/4000K CRI80	
■ anthracite	1002991


Options	Prod. no.
750lm 3000/4000K CRI80	
■ anthracite	1002992



1002992 576



1003001 578

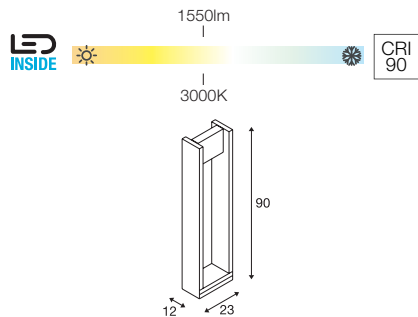


1005441 579



1000801 579

QUAD POLE



100-277V ~50/60Hz | 500mA
 Total wattage: 18W
 Material: aluminium/glass

- Open cable end

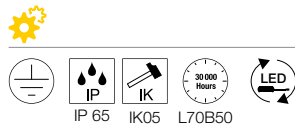
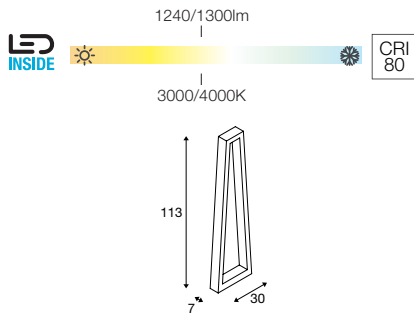
		A → G
1003001	1550lm 3000K	A G E

Connection box IP68, 3-pole
Prod. no. 228730

Options	Prod. no.
1550lm 3000K CRI90	
anthracite	1003001



BOOKAT
Pole, PHASE



100-277 V ~50/60 Hz | 700 mA
Total wattage: 15W
Material: aluminium

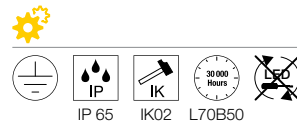
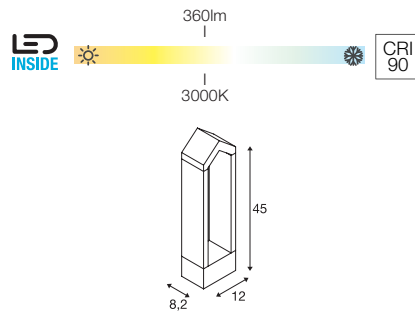
- IP connection box included



1005441	1240/1300lm 3000/4000K	

Options	Prod. no.
1240/1300lm 3000/4000K CRI 80 ■ anthracite	1005441

RASCALI 45
Pole



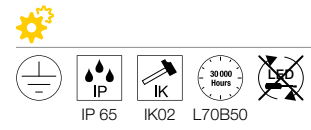
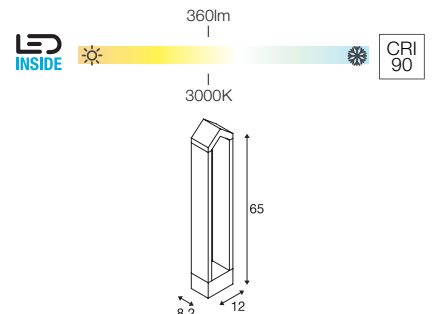
220-240V ~50/60Hz
Total wattage: 8W
Material: aluminium



1000799	360lm 3000K	

Options	Prod. no.
360lm 3000K CRI90 ■ anthracite	1000799

RASCALI 65
Pole



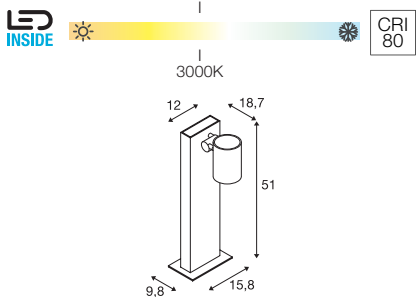
220-240V ~50/60Hz
Total wattage: 8W
Material: aluminium



1000801	360lm 3000K	

Options	Prod. no.
360lm 3000K CRI90 ■ anthracite	1000801

ENOLA C
POLE



INSIDE


IP 55 35° L70B50 45° LED

100-240V ~50/60Hz | 500mA
Total wattage: 12W
Material: aluminium/glass

228545	1060lm 3000K	A → G A G E

Connection box IP68, 3-pole
Prod. no. 228730

Options	Prod. no.
800lm 3000K CRI80 anthracite	228545





1002198 581

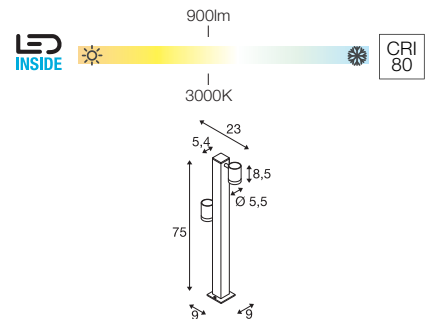
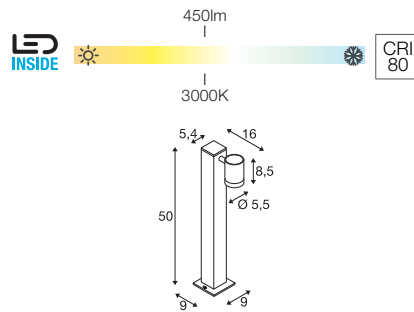


1002200 581

HELIA
Pole, single, PHASE



HELIA
Pole, double, PHASE



IP 55 35° L70B50 320° 90° 20

220-240V ~50/60Hz
Total wattage: 8W
Material: aluminium/glass

- Open cable end

IP 55 35° L70B50 320° 90° 20

220-240V ~50/60Hz
Total wattage: 16W
Material: aluminium/glass

- Open cable end

1002198	440lm 3000K	

1002200	880lm 3000K	

-
- Connection box IP68, 3-pole
Prod. no. 228730
 - Ground spike
Prod. no. 1000736

-
- Connection box IP68, 3-pole
Prod. no. 228730
 - Ground spike
Prod. no. 1000736

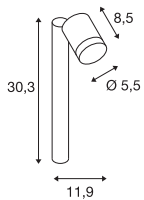
Options	Prod. no.
450lm 3000K CRI80	
■ anthracite	1002198

Options	Prod. no.
900lm 3000K CRI80	
■ anthracite	1002200

HELIA
Pole, single, PHASE



450lm



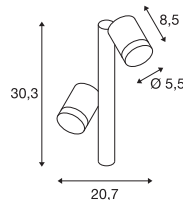
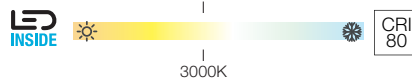
220-240V ~50/60Hz
Total wattage: 8W
Material: aluminium

- The height of the light can be increased by a maximum of 2 extension rods
- Open cable end

HELIA
Pole, double, PHASE



900lm



220-240V ~50/60Hz
Total wattage: 16W
Material: aluminium

- The height of the light can be increased by a maximum of 2 extension rods
- Open cable end

233275	440lm 3000K	


	Concrete anchor Prod. no. 228712	
	Screw set Prod. no. 228752	
	Pedestal Prod. no. 233145	
	Extension rod, 30 cm Prod. no. 233165	

Options	Prod. no.
450lm 3000K CRI80	
■ anthracite	233275


233285	880lm 3000K	

	Concrete anchor Prod. no. 228712	
	Screw set Prod. no. 228752	
	Pedestal Prod. no. 233145	
	Extension rod 30, cm Prod. no. 233165	

Options	Prod. no.
900lm 3000K CRI80	
■ anthracite	233285



223285 582



233184 583



231505 583



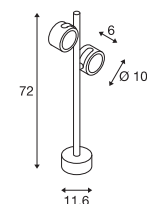
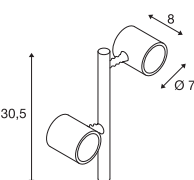
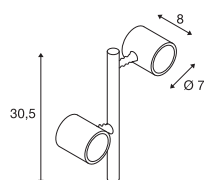
MYRA SPOT
Double, GU10



MYRA SPOT
Double, GU10



SITRA 360
Pole, TCR-TSE



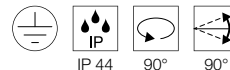
220-240V ~50/60Hz
Material: aluminium

- The height of the light can be increased by a maximum of 2 extension rods
- Open cable end



220-240V ~50/60Hz
Material: aluminium

- The height of the light can be increased by a maximum of 2 extension rods
- Open cable end



220-240V ~50/60Hz
Material: aluminium/glass



GU10 <4.5W
Diameter: 5 cm L: 5.7 cm



GU10 <4.5W
Diameter: 5 cm L: 5.7 cm



GX53 <9W
Diameter: 7.5 cm L: 3.5 cm



LED GU10 51mm | 4W | 36°
2700K | 270lm | EEK=G
4kWh/1000h

Prod. no. 1004972



LED GU10 51mm | 4W | 36°
3000K | 270lm | EEK=G
4kWh/1000h

Prod. no. 1004973



LED GX53 | 6W | 120°
4000K | 550lm | EEK=F
6kWh/1000h

Prod. no. 1005269



Concrete anchor

Prod. no. 228712

Screw set

Prod. no. 228752

Pedestal

Prod. no. 233144

Extension rod

Prod. no. 233164



Concrete anchor

Prod. no. 228712

Screw set

Prod. no. 228752

Pedestal

Prod. no. 233145

Extension rod 30cm

Prod. no. 233165



Ground spike

Prod. no. 230060

Options	Prod. no.
2xGU10	
■ grey	233184

Options	Prod. no.
2xGU10	
■ anthracite	233185


Options	Prod. no.
2xGX53	
■ anthracite	231505

THE SUN IS RISING.

SPOTLIGHTS CREATE DYNAMIC
LIGHTING EFFECTS.

Do you want to effectively illuminate an outdoor area?
Then check out our wide range of spotlights enabling fully customized
lighting now. Use them to illuminate buildings, seating, paths, other
garden highlights and more.






1004652 601






1004757 592



1006192 589

SPOTLIGHTS

NEW  589	NEW  589	NEW  589	 591	 591	 591	 592	 593
 593	 594	 595	 595	 595	 597	 598	 598
 599	 599	 601	 601	 601	 603		

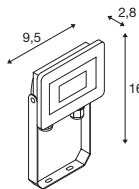
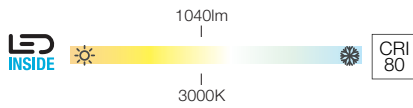
 You can find more lights and variants at www.slv.com
 Manufacturer's details for our recommended lamps are given in the 'Lamps' chapter, starting on page 808



1006193 589

FLOODI S
SP

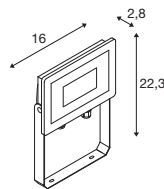
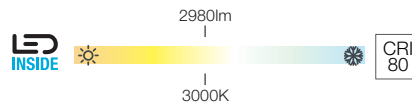
NEW



220-240V ~50/60Hz
Total wattage: 9.3W
Material: aluminium/glass

FLOODI M
SP

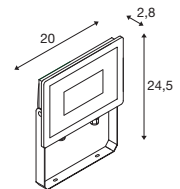
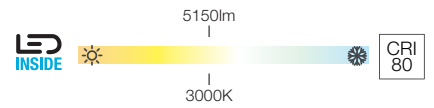
NEW



220-240V ~50/60Hz
Total wattage: 30W
Material: aluminium/glass

FLOODI L
SP

NEW



220-240V ~50/60Hz
Total wattage: 48W
Material: aluminium/glass

1006191	1040lm 3000K	

Options Prod. no.
1040lm | 3000K | CRI80
■ anthracite **1006191** ■

1006192	2980lm 3000K	

Options Prod. no.
2980lm | 3000K | CRI80
■ anthracite **1006192** ■

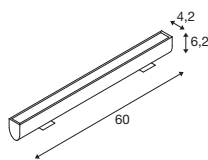
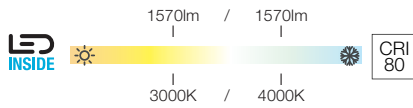

1006193	5150lm 3000K	

Options Prod. no.
5150lm | 3000K | CRI80
■ anthracite **1006193** ■



1003448 591

GALEN 60 SP



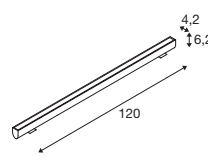
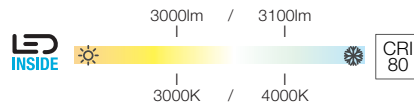
IP 65 IK03 L70B50 180° 11 12

220-240V ~50/60Hz | 450mA
 Total wattage: 18W
 Material: aluminium/glass

1003447	1570/1570lm 3000/4000K	

Options	Prod. no.
1570/1570lm 3000/4000K CRI80	
anthracite	1003447

GALEN 120 SP



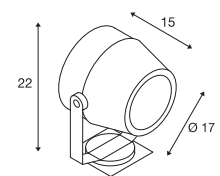
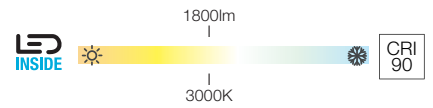
IP 65 IK03 L70B50 180° 11 10

220-240V ~50/60Hz | 900mA
 Total wattage: 34W
 Material: aluminium/glass

1003448	3000/3100lm 3000/4000K	

Options	Prod. no.
3000/3100lm 3000/4000K CRI80	
anthracite	1003448

FLAC BEAM® SP



IP 65 IK04 60° L70B50 120° 170°

200

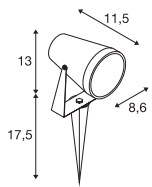
220-240V ~50/60Hz
 Total wattage: 27W
 Material: aluminium

- IP44 safety plug

The energy efficiency class information for this product was not available at the time of printing. The latest product data can always be found at www.slv.com

Options	Prod. no.
1800lm 3000K CRI90	
grey	231072

SAMRINA
SP, single, GU10



220-240V ~50/60Hz
Material: plastic/glass

- Contains recycled material
- IP44 safety plug



GU10 7W
Diameter: 6 cm L: 6 cm



LED GU10 51mm | 4W | 36°
2700K | 270lm | EEC=G
4kWh/1000h



Prod. no. 1004972

Options	Prod. no.
GU10	
■ black	1004757





NAUTILUS 10
SP, round, QPAR51

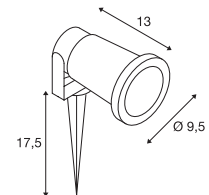
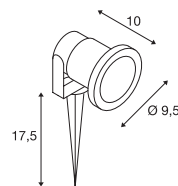


BIG NAUTILUS
SP, round, QPAR51



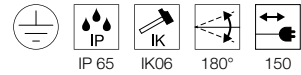
SOCKET INSIDE <35 W

SOCKET INSIDE <11 W



220-240V ~50/60Hz
Material: aluminium

- IP44 safety plug



230V ~50Hz
Material: aluminium

- IP44 safety plug



GU10 <35W
L: 5.7 cm



LED GU10 51mm | 4W | 36°
3000K | 270lm | EEK=G
4kWh/1000h

Prod. no. 1004973



GU10 <11W
Diameter: 5 cm L: 8.3 cm



LED GU10 51mm | 4W | 36°
4000K | 270lm | EEK=G
4kWh/1000h

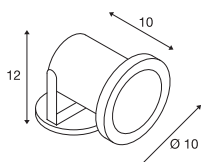
Prod. no. 1004974

Options	Prod. no.
1xGU10	
■ grey	227418

Options	Prod. no.
1xGU10	
■ black	227410

■ rust	1001964
■ green	1001965

NAUTILUS
SP, QR-C51



12V ~50Hz
Material: 304 stainless steel/glass

- Open cable end



GX5.3 <35W



LED GU5.3 | 5.5W | 36°
2700K | 450lm | EEK=G
7kWh/1000h

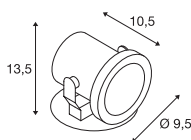
Prod. no. 1001574



■ Transformer 12V AC | 60VA IP44
Prod. no. 227160

Options	Prod. no.
1xGX5,3	
■ stainless steel	229090

NAUTILUS 10 SPOT
SP, QPAR51



220-240V ~50/60Hz
Material: 316 stainless steel

- Open cable end



GU10 <25W
Diameter: 5 cm L: 6 cm



LED GU10 51mm | 4W | 36°
3000K | 270lm | EEK=G
4kWh/1000h

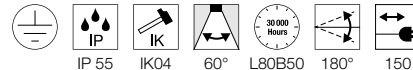
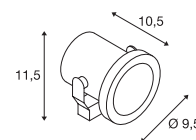
Prod. no. 1004973



■ Connection box IP68, 3-pole
Prod. no. 228730

Options	Prod. no.
1xGU10	
■ stainless steel	229741

NAUTILUS 10 SPOT LED
SP



220-240V ~50/60Hz
Total wattage: 9W
Material: 316 stainless steel

- IP44 safety plug



		A → G
1001962	520lm 3000K	A T G E



■ Ground spike
Prod. no. 900011
■ Mounting plate
Prod. no. 1001963

Options	Prod. no.
520lm 3000K CRI80	
■ stainless steel	1001962



231035 597



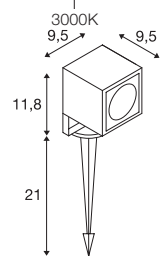
NAUTILUS 10
SP, square



660lm



CRI 80



IP 65

IK04

45°

L70B50

90°

200



100-277 V ~50/60 Hz | 700 mA
Total wattage: 8.5W
Material: aluminium/glass

- IP44 safety plug

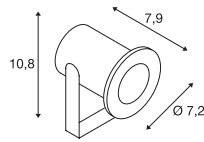
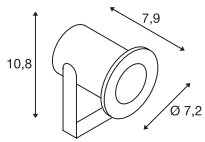
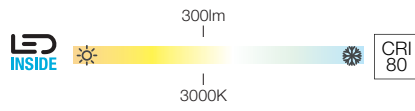
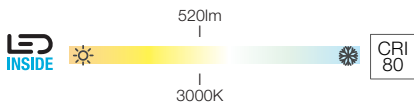


		A → G
231035, 1001937	660lm 3000K	A F

Options	Prod. no.
660lm 3000K CRI80	
■ anthracite	231035
660lm 3000K CRI80	
■ rust	1001937

DASAR® PROJECTOR
SP, 12/24V

DASAR® PROJECTOR
SP, 230V



12-24V
Total wattage: 6.5W
Material: 316 stainless steel/glass

- Open cable end

220-240V ~50/60Hz | 400mA
Total wattage: 4.6W
Material: 316 stainless steel/glass

- IP44 safety plug

233570	520lm 3000K	


233571	300lm 3000K	

- Ground spike, 316 stainless steel
Prod. no. 233580
- Mounting plate, 316 stainless steel
Prod. no. 233582
- Plastic ground spike
Prod. no. 900011

- Ground spike, 316 stainless steel
Prod. no. 233580
- Mounting plate, 316 stainless steel
Prod. no. 233582
- Plastic ground spike
Prod. no. 900011

Options	Prod. no.
520lm 3000K CRI80	
stainless steel	233570

Options	Prod. no.
300lm 3000K CRI80	
stainless steel	233571





1000735 599

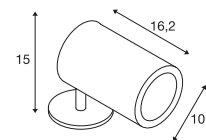
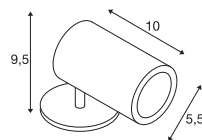
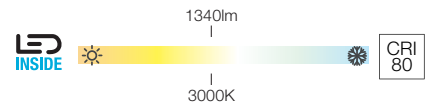
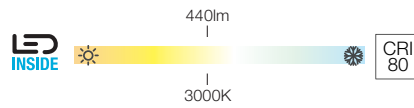



228555 599

HELIA SPOT S
SP, single, PHASE



HELIA SPOT L
SP, single, PHASE



90° 300

90° 300

220-240V ~50/60Hz | 500mA
Total wattage: 6.5W
Material: aluminium

220-240V ~50/60Hz | 700mA
Total wattage: 15W
Material: aluminium

- IP44 safety plug

- IP44 safety plug

1000735	440lm 3000K	

228555	1340lm 3000K	

Ground spike
Prod. no. 1000736

Ground spike
Prod. no. 1000736

Options	Prod. no.
440lm 3000K CRI80	
anthracite	1000735

Options	Prod. no.
1340lm 3000K CRI80	
anthracite	228555


1004652 601



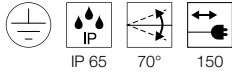
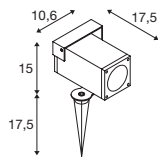
1002201 601



227504 601



THEO BRACKET SP



220-240V ~50/60Hz
Material: aluminium/glass

- IP44 safety plug



GU10 <7W
Diameter: 5.1 cm L: 5.7 cm

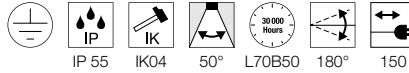
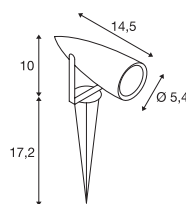
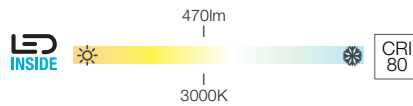


LED GU10 51mm | 4W | 36°
2700K | 270lm | EEK=G
4kWh/1000h

Prod. no. 1004972

Options	Prod. no.
1xGU10	
■ anthracite	1004652

SYNA SP



220-240V ~50/60Hz
Total wattage: 9W
Material: aluminium/glass

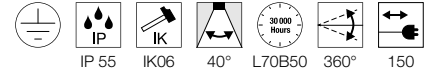
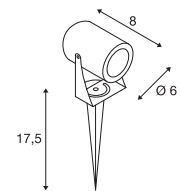
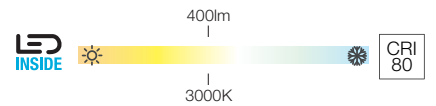

- IP44 safety plug



Options	Prod. no.
227505, 227504, 227507	470lm 3000K
	A → G
	A → G E

Options	Prod. no.
470lm 3000K CRI80	
■ anthracite	227505
470lm 3000K CRI80	
■ grey	227504
470lm 3000K CRI80	
■ rust	227507

LED SPIKE SP



100-240V ~50/60Hz | 240mA
Total wattage: 6W
Material: aluminium/glass

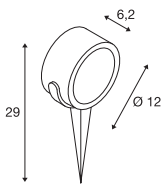
- IP44 safety plug



Options	Prod. no.
1002201, 1002203	400lm 3000K
	A → G
	A → G F

Options	Prod. no.
400lm 3000K CRI80	
■ anthracite	1002201
400lm 3000K CRI80	
■ rust	1002203

SITRA 360 SPIKE
SP, single, TCR-TSE



220-240V ~50/60Hz
Material: aluminium/glass

- IP44 safety plug



GX53 <9W
Diameter: 7.5 cm L: 3.5 cm



LED GX53 | 6.1W | 120°
2700K | 490lm | EEC=G
6kWh/1000h



Prod. no. 1005272

Options	Prod. no.
1xGX53	
■ anthracite	231525



231525 602

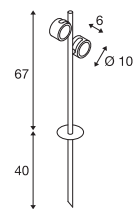


231535 603



231535 603

SITRA 360 SPIKE
SP, double, TCR-TSE



220-240V ~50/60Hz
Material: aluminium/glass

- IP44 safety plug



GX53 <9W
Diameter: 7.5 cm L: 3.5 cm



LED GX53 | 6.1W | 120°
3000K | 490lm | EEK=G
6kWh/1000h




Prod. no. 1005271

Options	Prod. no.
2xGX53	
■ anthracite	231535

BRING LIGHT INTO THE DARKNESS.

PRACTICAL WALL AND CEILING LIGHTS.

As lighting solutions that shine through even the worst of weather conditions, our wall and ceiling lights are robust, energy efficient and powerful. In addition to various features, you can also choose from wide range of designs. Looking for something a bit more modern? Traditional? Round? Or maybe square? You're sure to find it here!



234515

619








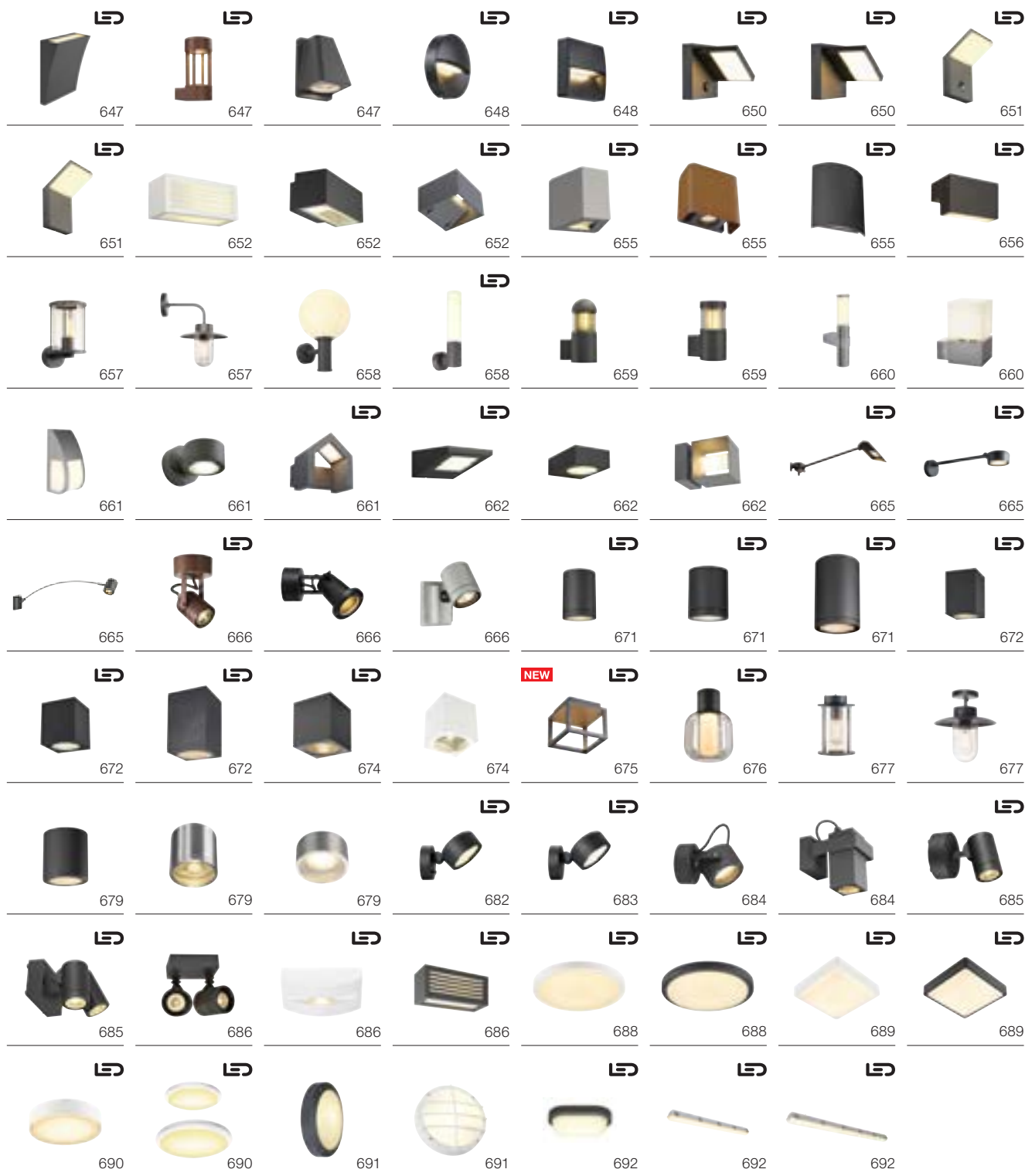
234525 620



1002403 629

WALL AND CEILING LIGHTS

 611	 611	 611	 612	 612	 612	 615	 615
 615	 616	 616	 616	 618	 619	 619	 619
 620	 621	 621	 622	 622	 622	 624	 624
 624	 626	 626	 627	 627	 629	 629	 629
 630	 630	 631	 631	 632	 633	 633	 634
 634	 635	 636	 636	 637	 637	 638	 639
 639	 639	 640	 640	 641	 641	 642	 642
 643	 643	 643	 644	 644	 644	 645	 645



 You can find more lights and variants at www.slv.com
 Manufacturer's details for our recommended lamps are given in the chapter 'Lamps', from page 808

WALL LIGHTS





234515 619

234525 620

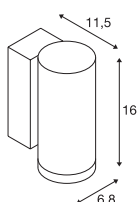
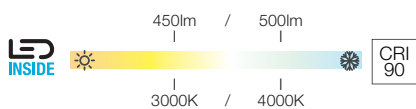


1003423 + 1005206 611 + 617

1003423 + 1005207 611 + 617



ENOLA ROUND S
WL, single



100-240V ~50/60Hz | 500mA
Total wattage: 6W
Material: aluminium/glass



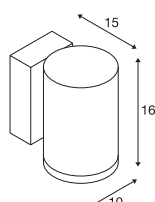
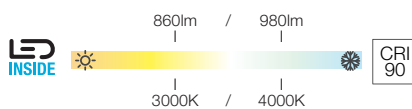
1003422	450/500lm 3000/4000K	A → G A ↑ E
---------	-------------------------	----------------



- Spacers
Prod. no. 1002853
- Reflector, 60°
Prod. no. 1005262

Options	Prod. no.
450/500lm 3000/4000K CRI90	
■ anthracite	1003422

ENOLA ROUND M
WL, single



220-240V ~50/60Hz | 500mA
Total wattage: 11W
Material: aluminium/glass



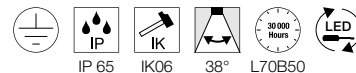
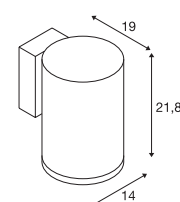
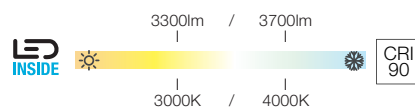
1003423	860/980lm 3000/4000K	A → G A ↑ E
---------	-------------------------	----------------



- Spacers
Prod. no. 1002853
- Lens, 19°
Prod. no. 1005205
- Asymmetrical lens
Prod. no. 1005206
- Reflector, 60°
Prod. no. 1005207

Options	Prod. no.
860/980lm 3000/4000K CRI90	
■ anthracite	1003423

ENOLA ROUND L
WL, single



220-240V ~50/60Hz | 900mA
Total wattage: 36W
Material: aluminium/glass



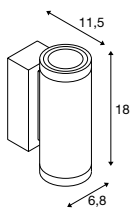
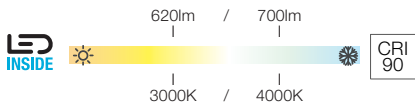
1003440	3300/3700lm 3000/4000K	A → G A ↑ E
---------	---------------------------	----------------



- Spacers
Prod. no. 1002853
- Reflector, 60°
Prod. no. 1005263

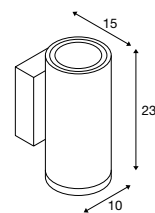
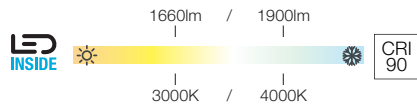
Options	Prod. no.
3300/3700lm 3000/4000K CRI90	
■ anthracite	1003440

ENOLA ROUND S
UP/DOWN
WL



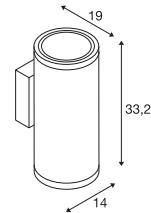
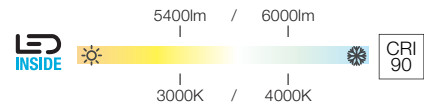
220-240V ~50/60Hz | 350mA
Total wattage: 7.8W
Material: aluminium/glass

ENOLA ROUND M
UP/DOWN
WL



220-240V ~50/60Hz | 500mA
Total wattage: 20W
Material: aluminium/glass

ENOLA ROUND L
UP/DOWN
WL



220-240V ~50/60Hz | 700mA
Total wattage: 55W
Material: aluminium/glass

Up/Down	310/350lm 3000/4000K	A → G
		A ↑ G ↓ E →

- Spacers
Prod. no. 1002853
- Reflector, 60°
Prod. no. 1005262

Up/Down	830/950lm 3000/4000K	A → G
		A ↑ G ↓ E →

- Spacers
Prod. no. 1002853
- Lens, 19°
Prod. no. 1005205
- Asymmetrical lens
Prod. no. 1005206
- Reflector, 60°
Prod. no. 1005207


Up/Down	2700/3000lm 3000/4000K	A → G
		A ↑ G ↓ E →

- Spacers
Prod. no. 1002853
- Reflector, 60°
Prod. no. 1005263

Options	Prod. no.
Up: 310/350lm 3000/4000K CRI90	
Down: 310/350lm 3000/4000K CRI90	
■ anthracite	1003424

Options	Prod. no.
Up: 830/950lm 3000/4000K CRI90	
Down: 830/950lm 3000/4000K CRI90	
■ anthracite	1003425

Options	Prod. no.
Up: 2700/3000lm 3000/4000K CRI90	
Down: 2700/3000lm 3000/4000K CRI90	
■ anthracite	1003441




1003424 612



1003441 612

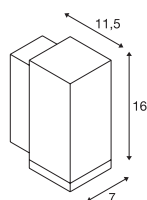
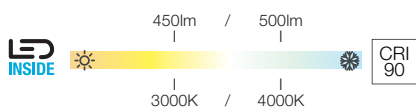


1006416 615



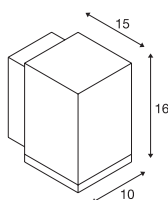
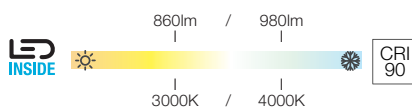
1003417 615

ENOLA SQUARE S
WL, single



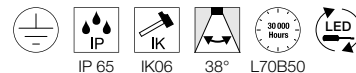
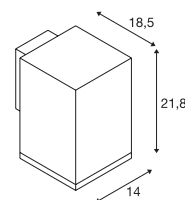
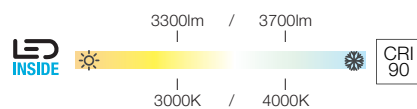
100-240V ~50/60Hz | 500mA
Total wattage: 6W
Material: aluminium/glass

ENOLA SQUARE M
WL, single



220-240V ~50/60Hz | 500mA
Total wattage: 11W
Material: aluminium/glass

ENOLA SQUARE L
WL, single



220-240V ~50/60Hz | 900mA
Total wattage: 36W
Material: aluminium/glass



1003416	450/500lm 3000/4000K	



■ Spacers Prod. no. 1002853	
■ Reflector, 60° Prod. no. 1005262	

Options	Prod. no.
450/500lm 3000/4000K CRI90	
■ anthracite	1003416



1003417	860/980lm 3000/4000K	



■ Spacers Prod. no. 1002853	
■ Lens, 19° Prod. no. 1005205	
■ Asymmetrical lens Prod. no. 1005206	
■ Reflector, 60° Prod. no. 1005207	

Options	Prod. no.
860/980lm 3000/4000K CRI90	
■ anthracite	1003417



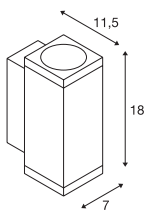
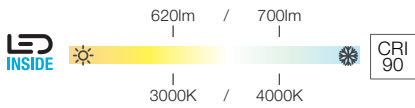

1003437	3300/3700lm 3000/4000K	



■ Spacers Prod. no. 1002853	
■ Reflector, 60° Prod. no. 1005263	

Options	Prod. no.
3300/3700lm 3000/4000K CRI90	
■ anthracite	1003437

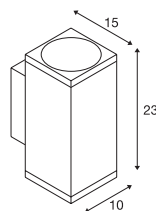
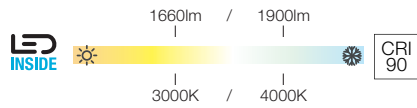

ENOLA SQUARE S
UP/DOWN
WL



IP 65 IK06 30° L70B50

220-240V ~50/60Hz | 350mA
Total wattage: 7.8W
Material: aluminium/glass

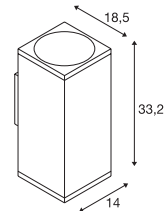
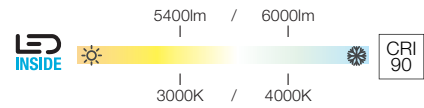
ENOLA SQUARE M
UP/DOWN
WL



IP 65 IK06 38° L70B50

220-240V ~50/60Hz | 500mA
Total wattage: 20W
Material: aluminium/glass

ENOLA SQUARE L
UP/DOWN
WL



IP 65 IK06 38° L70B50

220-240V ~50/60Hz | 700mA
Total wattage: 55W
Material: aluminium/glass

Up/Down	310/350lm 3000/4000K	

Up/Down	830/950lm 3000/4000K	

Up/Down	2700/3000lm 3000/4000K	

- Spacers
Prod. no. 1002853
- Reflector, 60°
Prod. no. 1005262

- Spacers
Prod. no. 1002853
- Lens, 19°
Prod. no. 1005205
- Asymmetrical lens
Prod. no. 1005206
- Reflector, 60°
Prod. no. 1005207

- Spacers
Prod. no. 1002853
- Reflector, 60°
Prod. no. 1005263

Options	Prod. no.
Up: 310/350lm 3000/4000K CRI90	
Down: 310/350lm CRI90	
■ anthracite	1003418

Options	Prod. no.
Up: 830/950lm 3000/4000K CRI90	
Down: 830/950lm 3000/4000K CRI90	
■ anthracite	1003419

Options	Prod. no.
Up: 2700/3000lm 3000/4000K CRI90	
Down: 2700/3000lm CRI90	
■ anthracite	1003438



1003419 + 1005205 + 1005206 616 + 617

ENOLA S, M, L
Reflector, 56°

NEW



H: 1.85 cm Diameter: 4.5 cm | S
H: 4 cm Diameter: 7.5 cm | M
H: 6.96 cm Diameter: 11 cm | L
Material: polycarbonate (PC)



Options	Prod. no.
chrome S	1005262
chrome M	1005207
chrome L	1005263

ENOLA M
Lens, 19°

NEW



H: 3.8 cm
Diameter: 7.5 cm
Material: steel/polycarbonate (PC)



Options	Prod. no.
black/chrome	1005205

ENOLA M
Asymmetrical lens

NEW



H: 3 cm
Diameter: 7.5 cm
Material: steel/polycarbonate (PC)



Options	Prod. no.
black/chrome	1005206

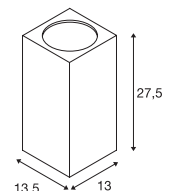
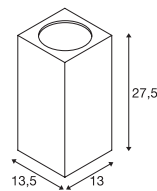
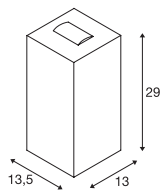
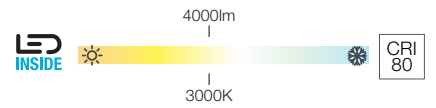
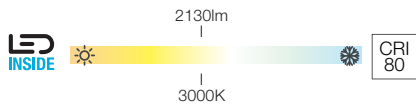
BIG THEO BEAM UP/
FLOOD DOWN
WL



BIG THEO UP/DOWN
WL, QPAR111



BIG THEO FLOOD
UP/DOWN
WL



220-240V ~50/60Hz | 500mA
Total wattage: 29W
Material: aluminium/glass

220-240V ~50/60Hz
Material: aluminium/glass

220-240V ~50/60Hz | 1000mA
Total wattage: 42W
Material: aluminium/glass

		A → G
Down	2000lm 3000K	A → E
Beam	130lm 3000K	A → F

Options	Prod. no.
Down: 2000lm 3000K CRI80 Beam: 130lm 3000K CRI80	
■ anthracite	234515

GU10 <75W

QPAR111 | 12.5W | 30°
2700K | 950lm | EEK=F
13kWh/1000h

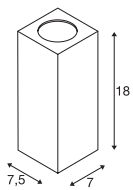
Prod. no. 1005276

Options	Prod. no.
2xGU10	
■ anthracite	229575
2xGU10	
■ grey	229574

		A → G
Up/Down	2000lm 3000K	A → E

Options	Prod. no.
Up: 2000lm 3000K CRI80 Down: 2000lm 3000K CRI80	
■ anthracite	234505

THEO
WL, QPAR51



220-240V ~50/60Hz
Material: aluminium/glass



GU10 <35W



LED GU10 51mm | 4W | 36°
3000K | 280lm | EEC=F
4kWh/1000h



Prod. no. 1004973

Options	Prod. no.
1xGU10	
■ anthracite	229525
1xGU10	
■ grey	229524



229525 620

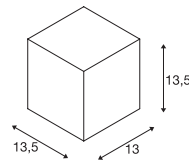



234525 621



229564 621

BIG THEO
WL, QPAR111



220-240V ~50/60Hz
Material: aluminium/glass



GU10 <75W

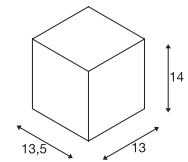


QPAR111 | 12.5W | 60°
2700K | 1040lm | EEK=F
13kWh/1000h

Prod. no. 1005277

Options	Prod. no.
1xGU10	
■ anthracite	229565
1xGU10	
■ grey	229564

BIG THEO
WL



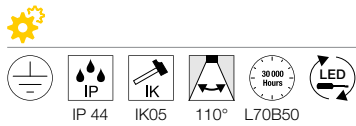
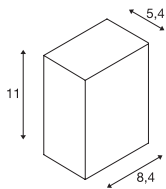
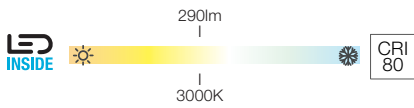

100-277V ~50/60Hz | 500mA
Total wattage: 21W
Material: aluminium/glass



Options	Prod. no.	Energy Class
234525	2000lm 3000K	A → G

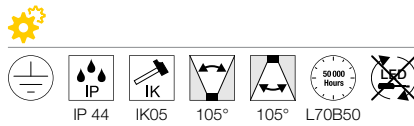
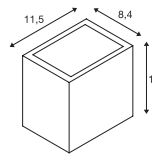

Options	Prod. no.
2000lm 3000K CRI80	
■ anthracite	234525

BIG QUAD
WL



100-277V ~50/60Hz | 350mA
Total wattage: 4.5W
Material: aluminium/glass

SITRA CUBE
WL



100-277V ~50/60Hz | 500mA
Total wattage: 11W
Material: aluminium/glass

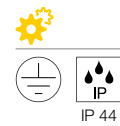
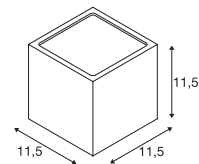
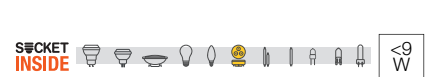

- Light colour can be selected using the switch inside the housing



Up/Down	550/635lm 3000/4000K	

Options	Prod. no.
Up: 550/635lm 3000/4000K CRI80 Down: 550/635lm 3000/4000K CRI80	
■ anthracite	1002032
Up: 550/635lm 3000/4000K CRI80 Down: 550/635lm 3000/4000K CRI80	
□ white	1002033
Up: 550/635lm 3000/4000K CRI80 Down: 550/635lm 3000/4000K CRI80	
■ rust	1002034

SITRA CUBE
WL, TCR-TSE



220-240V ~50/60Hz
Material: aluminium/glass




GX53 <9W
Diameter: 7.5 cm L: 2.7 cm



Prod. no. 1005269

Options	Prod. no.
2xGX53	
■ anthracite	232535
2xGX53	
□ white	232531
2xGX53	
■ rust	232537

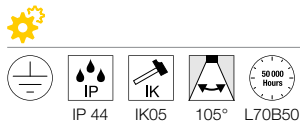
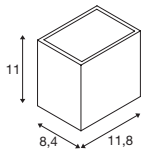
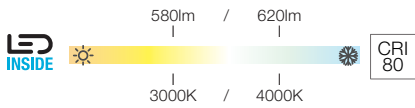

Options	Prod. no.
290lm 3000K CRI80	
□ white	232431



SITRA S
WL, single, square



NEW

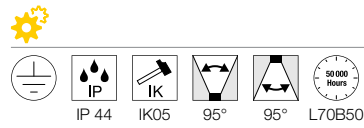
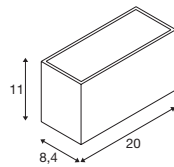
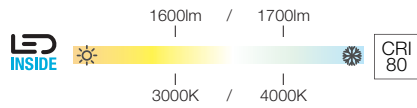



220-240V ~50/60Hz | 500mA
Total wattage: 6.2W
Material: aluminium/glass

SITRA M
WL, up/down, square



NEW

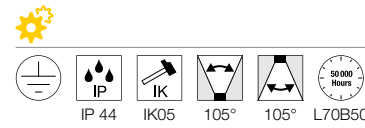
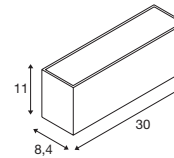


220-240V ~50/60Hz | 350mA
Total wattage: 14W
Material: aluminium/glass

SITRA L
WL, up/down, square



NEW



220-240 V ~50/60 Hz | 600 mA
Total wattage: 24W
Material: aluminium/glass

1005148, 1005149, 1005150	580/620lm 3000/4000K	

Up/Down	800/850lm 3000/4000K	

Up/Down	1350/1400lm 3000/4000K	

Options	Prod. no.
580/620 lm 3000/4000 K CRI80	
■ anthracite	1005148
580/620 lm 3000/4000 K CRI80	
□ white	1005149
580/620 lm 3000/4000 K CRI80	
■ rust	1005150

Options	Prod. no.
Up: 800/850lm 3000/4000K CRI80 Down: 800/850lm 3000/4000K CRI80	
■ anthracite	1005151
Up: 800/850lm 3000/4000K CRI80 Down: 800/850lm 3000/4000K CRI80	
□ white	1005153
Up: 800/850lm 3000/4000K CRI80 Down: 800/850lm 3000/4000K CRI80	
■ rust	1005154

Options	Prod. no.
Up: 1350/1400lm 3000/4000K CRI80 Down: 1350/1400lm 3000/4000K CRI80	
■ anthracite	1005155
Up: 1350/1400lm 3000/4000K CRI80 Down: 1350/1400lm 3000/4000K CRI80	
□ white	1005156
Up: 1350/1400lm 3000/4000K CRI80 Down: 1350/1400lm 3000/4000K CRI80	
■ rust	1005157



1005148 624



1005151 624

GRAFIT SENSOR
WL, round, E27



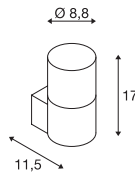
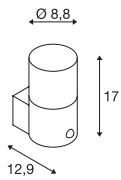
GRAFIT
WL, round, E27



NEW



NEW



IP 44

220-240V ~50/60Hz
Material: aluminium/acrylic



IP 44

220-240V ~50/60Hz
Material: aluminium/acrylic



E27 <11W
Diameter: 6 cm L: 11.5 cm



LED E27 | 9W | 220°
2700K | 800lm | EEK=F
9kWh/1000h



Prod. no. 1005301



E27 <11W
Diameter: 6 cm L: 11.5 cm



LED E27 | 7.5W | 320°
2700K | 800lm | EEK=F
8kWh/1000h




Prod. no. 1005303

Options	Prod. no.
1xE27	
■ anthracite	1006179 ■

Options	Prod. no.
1xE27	
■ anthracite	1006178 ■



1006178 626



1006179 626



1002402 629

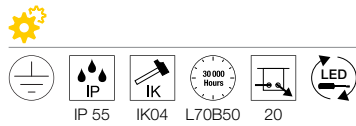
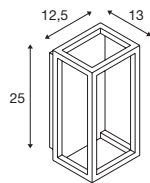
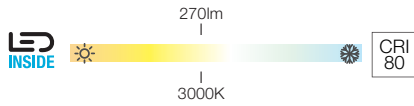



1002403 629

QUADRULO
WL



NEW



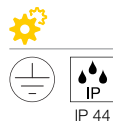
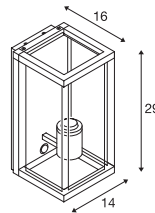
100-277V ~50/60Hz | 350mA
Total wattage: 8W
Material: aluminium/acrylic



		A → G
1005201	270lm 3000K	A ↑ G ↓ E

Options	Prod. no.
270 lm 3000 K CRI80 ■ anthracite	1005201 ■

QUADRULO SENSOR
WL, E27



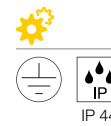
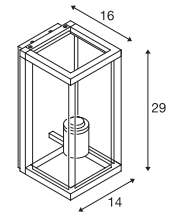
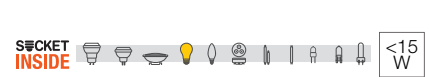

220-240V ~50/60Hz
Material: aluminium/glass



E27 <15W Diameter: 8 cm L: 18 cm	
LED E27 7.5W 320° 2500K 700lm EEK=F 8kWh/1000h	

Options	Prod. no.
1xE27 ■ anthracite	1002402

QUADRULO
WL, E27



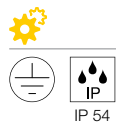
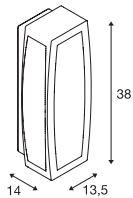
220-240V ~50/60Hz
Material: aluminium/glass



E27 <15W Diameter: 8 cm L: 18 cm	
LED E27 7.5W 320° 2500K 700lm EEK=F 8kWh/1000h	

Options	Prod. no.
1xE27 ■ anthracite	1002403

MERIDIAN BOX SENSOR
WL, E27



220-240V ~50/60Hz
Material: aluminium/polycarbonate (PC)

- The ambient brightness and operating time can be adjusted

E27 <25W
Diameter: 7 cm L: 17.5 cm

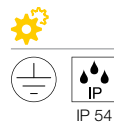
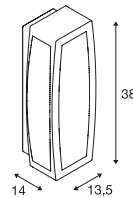
LED E27 | 8W | 240°
3000K | 870lm | EEK=E
8kWh/1000h



Prod. no. 1005289

Options	Prod. no.
1xE27	
■ anthracite	230085
1xE27	
■ grey	230084

MERIDIAN BOX
WL, E27



220-240V ~50/60Hz
Material: aluminium/polycarbonate (PC)


E27 <25W
Diameter: 7 cm L: 17.5 cm

LED E27 | 7.5W | 320°
2500K | 700lm | EEK=F
8kWh/1000h



Prod. no. 1005265

Options	Prod. no.
1xE27	
■ anthracite	230655
1xE27	
■ rust	230657





1004748 631

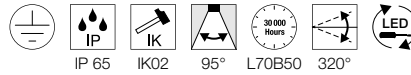
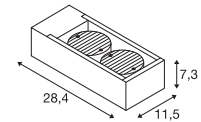
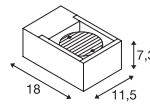
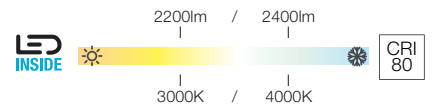
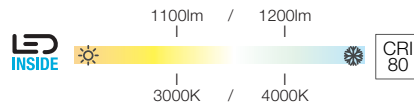




1004748 631

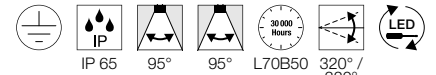
ESKINA FRAME WL



ESKINA FRAME WL, double



220-240V ~50/60Hz | 350mA
Total wattage: 15W
Material: aluminium



220-240V ~50/60Hz | 700mA
Total wattage: 27W
Material: aluminium



1004747	1100/1200lm 3000/4000K	

Options **Prod. no.**
1100/1200lm | 3000/4000K | CRI80
■ anthracite **1004747**



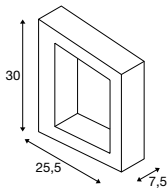
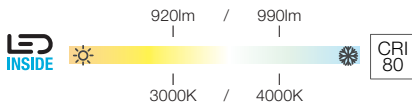


Spot1/Spot2	1100/1200lm 3000/4000K	

Options **Prod. no.**
Spot 1: 1100/1200lm | 3000/4000K | CRI80
Spot 2: 1100/1200lm | 3000/4000K | CRI80
■ anthracite **1004748**

BOOKAT
WL



NEW



100-277V ~50/60Hz | 700mA
Total wattage: 15W
Material: aluminium



1005443	920/990lm 3000/4000K	

Options Prod. no.

920/990lm | 3000/4000K | CRI80
■ anthracite 1005443 ■



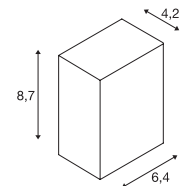
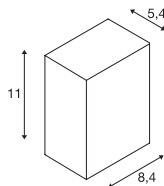
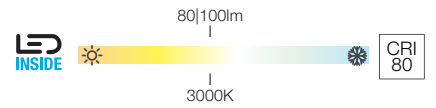
1005443 632



232435 633

BIG QUAD WL

QUAD WL



100-277V ~50/60Hz | 350mA
 Total wattage: 4.5W
 Material: aluminium/glass

200-240V ~50/60Hz | 700mA
 Total wattage: 4.6W
 Material: aluminium/glass



232465 633

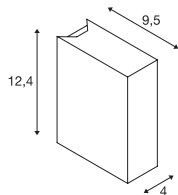
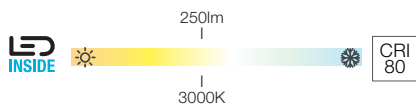
232435	260lm 3000K	

232465, 232461	80lm 100lm 3000K	

Options	Prod. no.
260lm 3000K CRI96	
■ anthracite	232435

Options	Prod. no.
80lm 3000K CRI80	
■ anthracite	232465
100lm 3000K CRI80	
□ white	232461

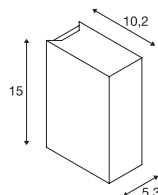
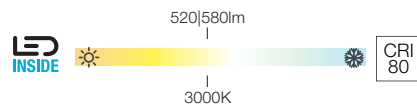

QUAD UP/DOWN 12
WL



IP 44 60° 60° L70B50

100-277V ~50/60Hz | 700mA
Total wattage: 6.4W
Material: aluminium/glass

QUAD UP/DOWN 15
WL




IP 44 110° 110° L70B50

100-277V ~50/60Hz | 350mA
Total wattage: 8W
Material: aluminium/glass



232471 634



232445 634

Up/Down	125lm 3000K	

Options	Prod. no.
Up: 125lm 3000K CRI80 Down: 125lm 3000K CRI80	
anthracite	232475
Up: 125lm 3000K CRI80 Down: 125lm 3000K CRI80	
white	232471

Up/Down	260lm 290lm 3000K	

Options	Prod. no.
Up: 260lm 3000K CRI80 Down: 260lm CRI80	
anthracite	232445
Up: 290lm 3000K CRI80 Down: 290lm 3000K CRI80	
white	232441



1005126 635

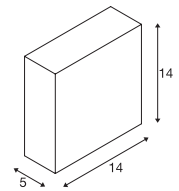
BIG QUAD UP/DOWN WL



640lm



CRI 80



IP 54 30° 30° L70B50

200-240V ~50/60Hz | 350mA
 Total wattage: 8.2W
 Material: aluminium/glass



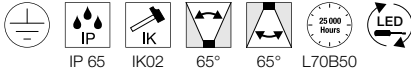
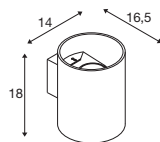
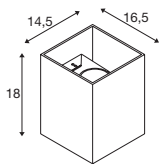
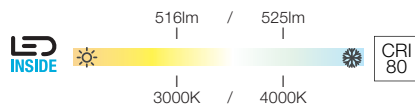
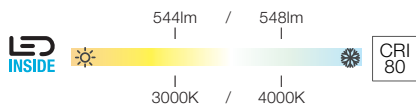
Up/Down	320lm 3000K	

Options	Prod. no.
Up: 320lm 3000K CRI80 Down: 320lm 3000K CRI80	
anthracite	1005126
Up: 320lm 3000K CRI80 Down: 320lm 3000K CRI80	
white	1005125

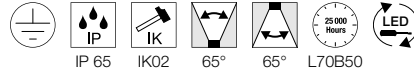
RUSTY® UP/DOWN
WL, square




RUSTY® UP/DOWN
WL, round




220-240V ~50/60Hz | 350mA
Total wattage: 14W
Material: FeCSi stainless steel/aluminium



220-240V ~50/60Hz | 350mA
Total wattage: 14W
Material: FeCSi stainless steel/aluminium



1004650 636



1004651 636



Up	259/260lm 3000/4000K	
Down	285/288lm 3000/4000K	



Up	249/254lm 3000/4000K	
Down	267/271lm 3000/4000K	

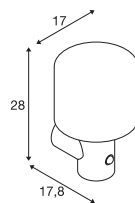
Options **Prod. no.**
Up: 259/260lm | 3000/4000K | CRI80
Down: 285/288lm | 3000/4000K | CRI80
■ rust **1004650**

Options **Prod. no.**
Up: 249/254lm | 3000/4000K | CRI80
Down: 267/271lm | 3000/4000K | CRI80
■ rust **1004651**



1004679 637

OVALISK SENSOR
WL



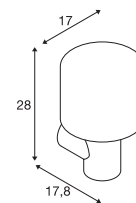
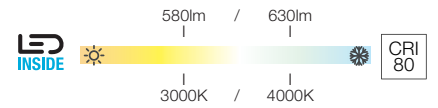
220-240V ~50/60Hz | 500mA
Total wattage: 9.6W
Material: aluminium/glass



1004679	580/630lm 3000/4000K	

Options **Prod. no.**
580/630lm | 3000/4000K | CRI80
■ anthracite **1004679**

OVALISK
WL



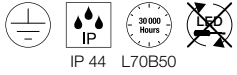
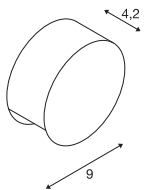
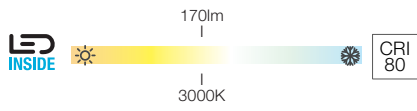
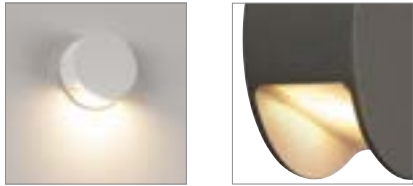
220-240V ~50/60Hz | 500mA
Total wattage: 9.2W
Material: aluminium/glass



1004678	580/630lm 3000/4000K	

Options **Prod. no.**
580/630lm | 3000/4000K | CRI80
■ anthracite **1004678**

PEMA®
WL




220-240V ~50/60Hz
Total wattage: 3.8W
Material: aluminium/glass

- IP44 protection rating only when mounted with light emission downwards.




231015, 231010, 231012	170lm 3000K	

Options	Prod. no.
170lm 3000K CRI80	
■ anthracite	231015
170lm 3000K CRI80	
□ white	231010
170lm 3000K CRI80	
■ grey	231012

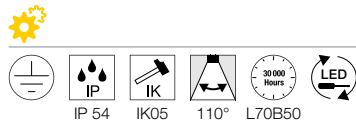
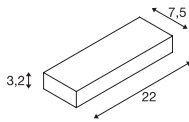
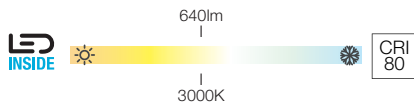




231015 638



1002070 639

PEMA®
WL



220-240V ~50/60Hz
Total wattage: 7.7W
Material: aluminium/glass

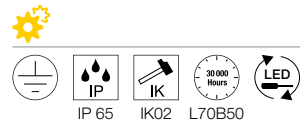
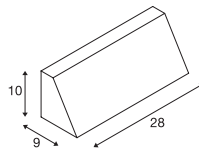
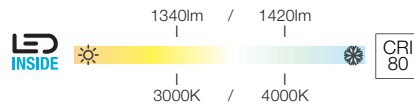
- Protection rating IP54 only when mounted with light emission downwards.



1002069, 1002070	640lm 3000K	

Options	Prod. no.
640lm 3000K CRI80 ■ anthracite	1002069
640lm 3000K CRI80 □ white	1002070

PEMA®
WL



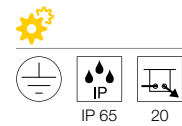
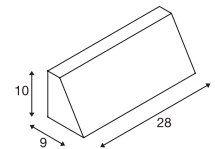
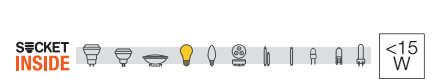

100-277V ~50/60Hz | 350mA
Total wattage: 14W
Material: aluminium/glass



1003453, 1003454	1340/1420lm 3000/4000K	

Options	Prod. no.
1340/1420lm 3000/4000K CRI80 ■ black	1003453
1340/1420lm 3000/4000K CRI80 ■ grey	1003454

PEMA®
WL, E27



220-240V ~50/60Hz
Material: aluminium/glass



E27 <15W
Diameter: 4.5 cm L: 21 cm



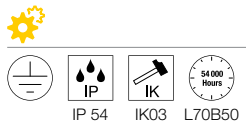
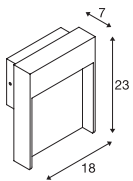
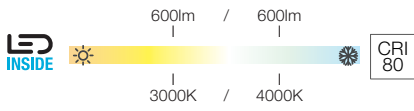
LED E27 | 8W | 240°
3000K | 870lm | EEK=E
8kWh/1000h



Prod. no. 1005289

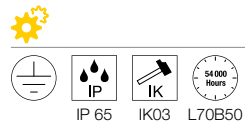
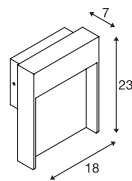
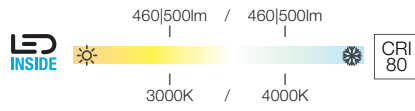
Options	Prod. no.
1xE27 ■ black	230030
1xE27 ■ grey	230034

FLATT SENSOR
WL




100-277V ~50/60Hz | 500mA
Total wattage: 16W
Material: aluminium

FLATT
WL



100-277V ~50/60Hz | 300mA
Total wattage: 14W
Material: aluminium



1002954, 1002955	600lm 3000/4000K	

Options	Prod. no.
600lm 3000/4000K CRI80	
■ anthracite	1002954
600lm 3000/4000K CRI80	
■ anthracite/brown	1002955

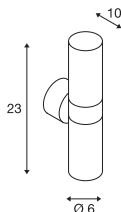
1002952, 1002953	460lm 500lm 3000/4000K	

Options	Prod. no.
460lm 3000/4000K CRI80	
■ anthracite	1002952
500lm 3000/4000K CRI80	
■ anthracite/brown	1002953



233302 641

ASTINA
WL, QPAR51



220-240V ~50/60Hz
Material: aluminium/glass



GU10 <11W
L: 9 cm

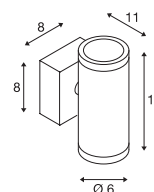



LED GU10 51mm | 4W | 36°
2700K | 270lm | EEK=G
4kWh/1000h

Prod. no. 1004972

Options	Prod. no.
2xGU10	
■ anthracite	228775
2xGU10	
□ white	228771
2xGU10	
□ aluminium	228776

ASTINA STEEL
WL, QPAR51



220-240V ~50/60Hz
Material: 304 stainless steel



GU10 <35W
Diameter: 5.1 cm L: 5.7 cm

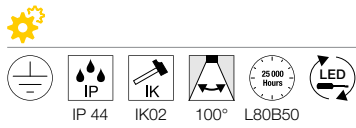
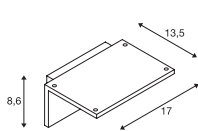
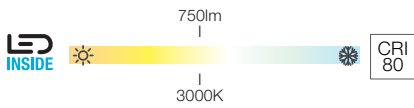


LED GU10 51mm | 4W | 36°
3000K | 270lm | EEK=G
4kWh/1000h

Prod. no. 1004973

Options	Prod. no.
2xGU10	
■ stainless steel	233302

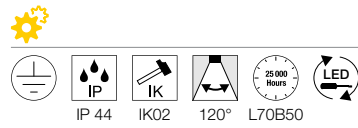
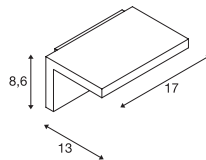
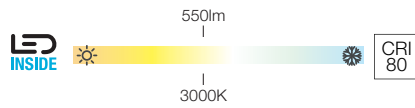
ANGOLUX SENSOR
WL



100-240V ~50/60Hz | 240mA
Total wattage: 9.8W
Material: aluminium/plastic

- Angle of coverage 120°. Max. coverage distance 9m. Adjustable response sensitivity and operating time
- IP44 protection rating only when mounted with light emission downwards

ANGOLUX
WL



220-240V ~50/60Hz | 80mA
Total wattage: 6.8W
Material: aluminium/plastic




- IP44 protection rating only when mounted with light emission downwards

1001969, 1001970	750lm 3000K	

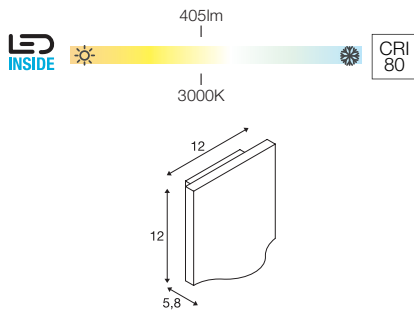
Options	Prod. no.
750lm 3000K CRI80	
anthracite	1001969
750lm 3000K CRI80	
white	1001970

231355, 231351	550lm 3000K	

Options	Prod. no.
550lm 3000K CRI80	
anthracite	231355
550lm 3000K CRI80	
white	231351

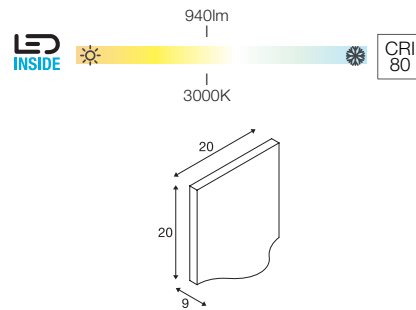



VILUA S
WL



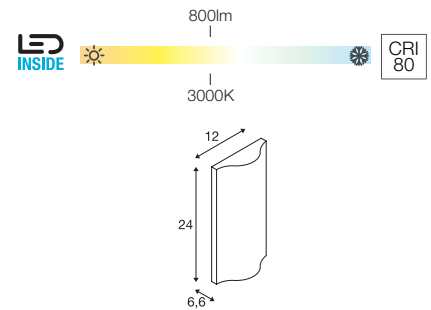

100-277V ~50/60Hz | 700mA
Total wattage: 9W
Material: aluminium/glass

VILUA L
WL



100-277V ~50/60Hz | 350mA
Total wattage: 17W
Material: aluminium/glass

VILUA
UP/DOWN, WL



100-277V ~50/60Hz | 700mA
Total wattage: 16W
Material: aluminium/glass

1002503	405lm 3000K	

Options	Prod. no.
405lm 3000K CRI80 ■ anthracite	1002503

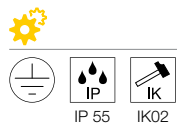
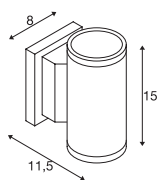
1002504	940lm 3000K	

Options	Prod. no.
940lm 3000K CRI80 ■ anthracite	1002504

Up/Down	400lm 3000K	

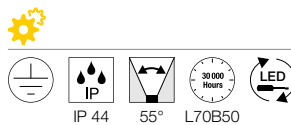
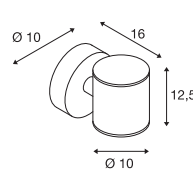
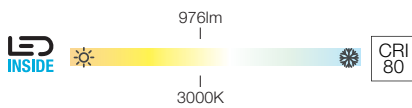
Options	Prod. no.
Up: 400lm 3000K CRI80 Down: 400lm 3000K CRI80 ■ anthracite	1002505

MYRA UP/DOWN
WL, QPAR51



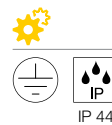
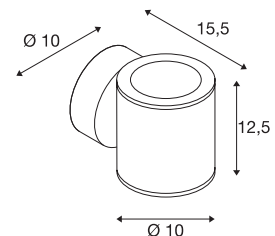
220-240V ~50/60Hz
Material: aluminium/glass

SITRA UP/DOWN
WL



220-240V ~50/60Hz
Total wattage: 18W
Material: aluminium/glass

SITRA UP/DOWN
WL, TCR-TSE



220-240V ~50/60Hz
Material: aluminium/glass

GU10 <35W
Diameter: 5 cm L: 5.7 cm

LED GU10 51mm | 4W | 36°
2700K | 270lm | EEK=G
4kWh/1000h

Prod. no. 1004972

Surface mounting frames
Prod. no. 233215

Options	Prod. no.
2xGU10	
anthracite	233115
2xGU10	
grey	233114

Up/Down	488lm 3000K	

Options	Prod. no.
Up: 488lm 3000K CRI80	
Down: 488lm 3000K CRI80	
anthracite	1002018

GX53 <9W
Diameter: 7.5 cm L: 3.5 cm

LED GX53 | 6W | 120°
4000K | 550lm | EEK=F
6kWh/1000h

Prod. no. 1005269

Options	Prod. no.
2xGX53	
anthracite	230365



230365 644




1000334 645

ROX
WL, QPAR111

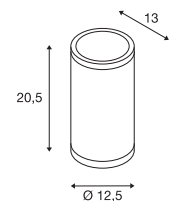
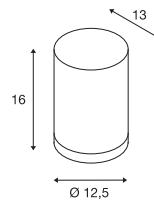


ROX UP/DOWN
WL, QPAR111



<50 W

<50 W



IP 44



IP 44

220-240V ~50/60Hz
Material: aluminium/glass

220-240V ~50/60Hz
Material: aluminium/glass



GU10 <50W



GU10 <50W



QPAR111 | 12.5W | 10°
2700K | 920lm | EEK=F
13kWh/1000h



Prod. no. 1005275



QPAR111 | 12.5W | 30°
2700K | 950lm | EEK=F
13kWh/1000h



Prod. no. 1005276

Options

Prod. no.

1xGU10
aluminium


1000333

Options

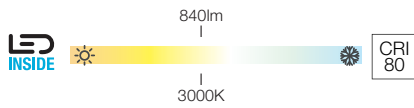
Prod. no.

2xGU10
aluminium

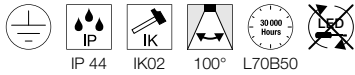
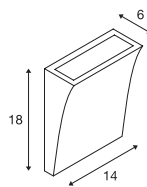
1000334



DELWA
WL



CRI 80

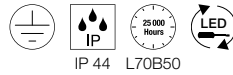
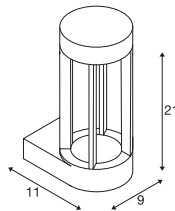


220-240V ~50/60Hz | 700mA
Total wattage: 10W
Material: aluminium/glass

SLOTS
WL

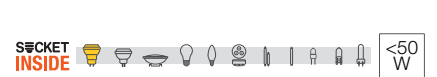


CRI 80

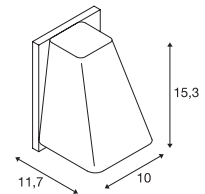


220-240V ~50/60Hz
Total wattage: 4.5W
Material: aluminium/glass

WALLYX
WL, QPAR51



<50 W



220-240V ~50/60Hz
Material: aluminium/glass



1000342, 1000340	840lm 3000K	



231805, 231807	140lm 3000K	



	GU10 <50W L: 7.6 cm
	LED GU10 51mm 4W 36° 2700K 270lm EEK=G 4kWh/1000h

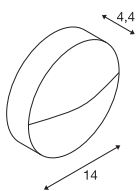
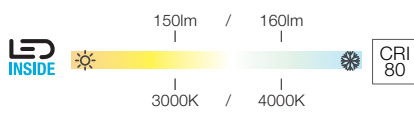
Prod. no. 1004972

Options	Prod. no.
840lm 3000K CRI80	
■ anthracite	1000342
840lm 3000K CRI80	
□ white	1000340

Options	Prod. no.
140lm 3000K CRI80	
■ anthracite	231805
140lm 3000K CRI80	
■ rust	231807

Options	Prod. no.
1xGU10	
■ anthracite	227195
1xGU10	
■ grey	227194

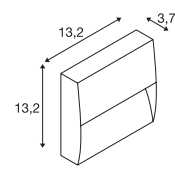
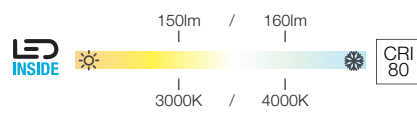
DOWNUNDER OUT
WL, round



IP 65 L70B50

100-240V ~50/60Hz | 500mA
 Total wattage: 4.3W
 Material: aluminium

DOWNUNDER OUT
WL, square



IP 65 L70B50

100-240V ~50/60Hz | 500mA
 Total wattage: 4.3W
 Material: aluminium

1002868	150/160lm 3000/4000K	

Options	Prod. no.
150/160lm 3000/4000K CRI80	
anthracite	1002868

1002869	150/160lm 3000/4000K	

Options	Prod. no.
150/160lm 3000/4000K CRI80	
anthracite	1002869

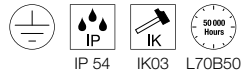
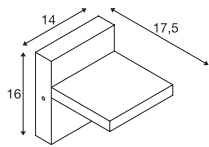
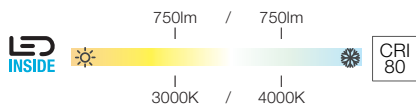


1002869 648



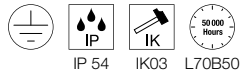
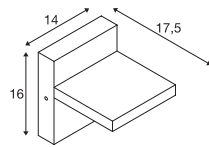
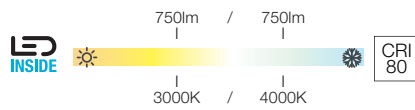

1002868 648

ABRIDOR SENSOR
WL




100-277V ~50/60Hz | 500mA
Total wattage: 14W
Material: aluminium

ABRIDOR
WL



100-277V ~50/60Hz | 500mA
Total wattage: 14W
Material: aluminium



1002990, 1002989	750lm 3000/4000K	A → G A ↑ D
---------------------	---------------------	----------------

Options **Prod. no.**
750lm | 3000/4000K | CRI80
■ anthracite **1002990**



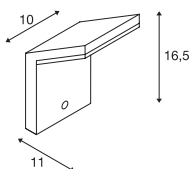
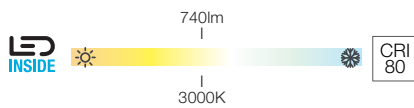
1002990, 1002989	750lm 3000/4000K	A → G A ↑ D
---------------------	---------------------	----------------

Options **Prod. no.**
750lm | 3000/4000K | CRI90
■ anthracite **1002989**



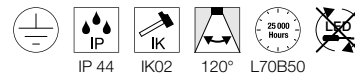
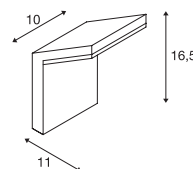
232915 651

ORDI SENSOR
WL



220-240V ~50/60Hz | 110mA
Total wattage: 9W
Material: aluminium

ORDI
WL



220-240V ~50/60Hz | 110mA
Total wattage: 9W
Material: aluminium



232915, 232905	740lm 3000K	

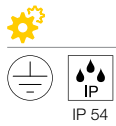
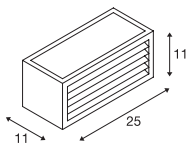

Options	Prod. no.
740lm 3000K CRI80 ■ anthracite	232915



232915, 232905	740lm 3000K	

Options	Prod. no.
740lm 3000K CRI80 ■ anthracite	232905

BOX-L
WL, E27



220-240V ~50/60Hz
Material: aluminium/acrylic

E27 <18W
Diameter: 6 cm L: 17.5 cm

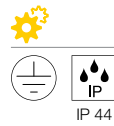
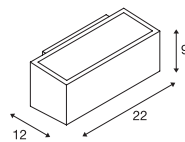

LED E27 | 8W | 240°
3000K | 870lm | EEK=E
8kWh/1000h



Prod. no. 1005289

Options	Prod. no.
1xE27	
■ anthracite	232495
1xE27	
□ white	232491
1xE27	
■ rust	232497

BOX UP/DOWN
WL, QT-DE12



220-240V ~50/60Hz
Material: aluminium/glass

R7s 78mm <80W

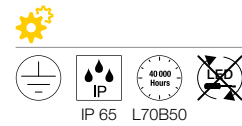
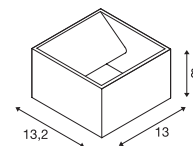
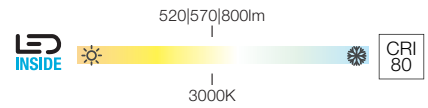


LED R7s | 9W | 330°
3000K | 980lm | EEK=E
9kWh/1000h



Prod. no. 1005287

Options	Prod. no.
1xR7s 78mm	
■ anthracite	232485

LOGS
WL




220-240V ~50/60Hz | 500mA
Total wattage: 9.5W
Material: aluminium

Options	Prod. no.
520lm 3000K CRI80	
■ anthracite	232105
800lm 3000K CRI80	
□ white	232101
570lm 3000K CRI80	
■ silver	232104

Options	Prod. no.
520lm 3000K CRI80	
■ anthracite	232105
800lm 3000K CRI80	
□ white	232101
570lm 3000K CRI80	
■ silver	232104



232485 652




232105 652



232495 653



1002902 655

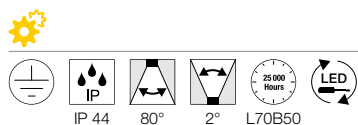
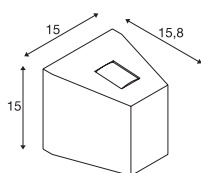
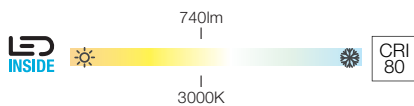


229664 655



1002605 655

OUT-BEAM UP/
FLOOD DOWN
WL

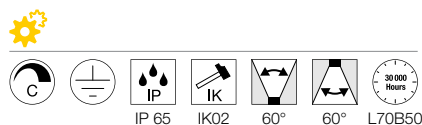
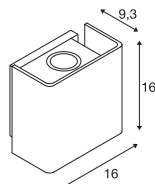
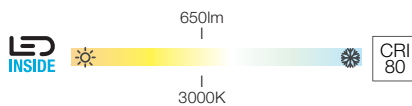


220-240V ~50/60Hz | 500mA
Total wattage: 18W
Material: aluminium/glass

Down	690lm 3000K		
Beam	50lm 3000K		

Options	Prod. no.
Down: 690lm 3000K CRI80 Beam: 50lm 3000K CRI80	
anthracite	229665
Down: 690lm 3000K CRI80 Beam: 50lm 3000K CRI80	
grey	229664

MANA OUT
WL, PHASE

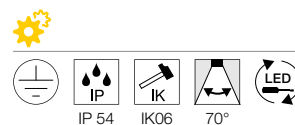
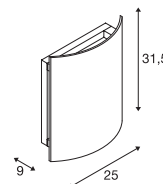
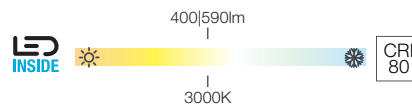


220-240V ~50/60Hz | 500mA
Total wattage: 11W
Material: aluminium/aluminium

Up/Down	325lm 3000K		

Options	Prod. no.
Up: 325lm 3000K CRI80 Down: 325lm 3000K CRI80	
anthracite	1002900
Up: 325lm 3000K CRI80 Down: 325lm 3000K CRI80	
rust	1002902

SAIL
WL

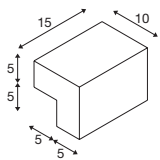
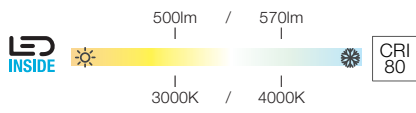


200-240V ~50Hz
Total wattage: 18W
Material: aluminium

1002605, 1002606	400lm 590lm 3000K		

Options	Prod. no.
400lm 3000K CRI80	
anthracite	1002605
590lm 3000K CRI80	
white	1002606


L-LINE OUT
WL



220-240V ~50/60Hz | 350mA
 Total wattage: 7W
 Material: aluminium/polycarbonate (PC)

1003539	500/570lm 3000/4000K	

Options	Prod. no.
500/570lm 3000/4000K CRI80	
■ anthracite	1003539

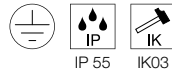
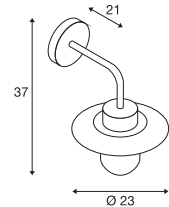
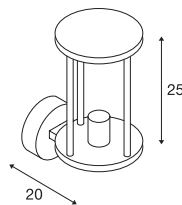




1000820 657

PHOTONIA
WL, E27

MOLAT
WL, E27



220-240V ~50/60Hz
Material: aluminium/glass

220-240V ~50/60Hz
Material: aluminium/glass



E27 <60W
Diameter: 9 cm L: 15 cm



E27 60W
Diameter: 6.5 cm L: 14.5 cm



LED E27 | 7.5W | 320°
2500K | 700lm | EEK=F
8kWh/1000h



Prod. no. 1005265



LED E27 | 7.5W | 320°
2700K | 800lm | EEK=F
8kWh/1000h



Prod. no. 1005268



■ Spacers
Prod. no. 1002853



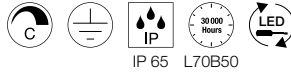

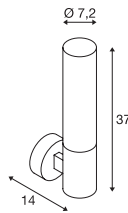
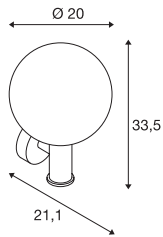
Options	Prod. no.
1xE27	
■ anthracite	232045

Options	Prod. no.
1xE27	
■ anthracite	1000820

GLOO PURE
WL, E27



APONI
WL, PHASE



220-240V ~50/60Hz
Material: aluminium/glass

220-240V ~50/60Hz | 500mA
Total wattage: 6.3W
Material: aluminium



E27 <23W
Diameter: 4.8 cm L: 18 cm



LED E27 | 8W | 240°
3000K | 870lm | EEK=E
8kWh/1000h



Prod. no. 1005289



1000681	520lm 3000K	




Spacers
Prod. no. 1002853



Options	Prod. no.
1xE27	
anthracite	1002002

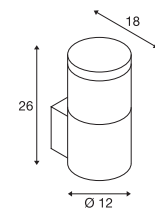
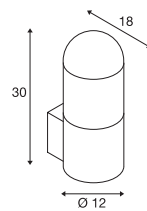
Options	Prod. no.
520lm 3000K CRI80	
anthracite	1000681





C-POL
WL, E27

F-POL
WL, E27



220-240V ~50/60Hz
Material: aluminium/polycarbonate (PC)



220-240V ~50/60Hz
Material: aluminium/polycarbonate (PC)



E27 <24W
Diameter: 5.2 cm L: 17.3 cm



LED E27 | 13.5W | 240°
3000K | 1520lm | EEK=E
14kWh/1000h

Prod. no. 1005307



E27 <20W
Diameter: 5 cm L: 14 cm



LED E27 | 8W | 240°
3000K | 870lm | EEK=E
8kWh/1000h

Prod. no. 1005289



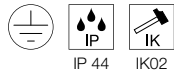
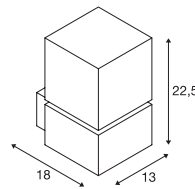
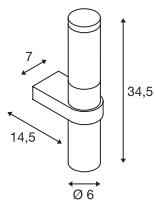
Options	Prod. no.
1xE27	
■ anthracite	231465

Options	Prod. no.
1xE27	
■ anthracite	231585

BIG NAILS
WL, E27



SQUARE
WL, E27



220-240V ~50/60Hz
Material: 304 stainless steel/polycarbonate (PC)

220-240V ~50/60Hz
Material: 304 stainless steel



E27 <15W
Diameter: 4.5 cm L: 17 cm



E27 <20W
Diameter: 7 cm L: 13 cm



LED E27 | 8W | 240°
3000K | 880lm | EEK=E
8kWh/1000h



Prod. no. 1005289




LED E27 | 9W | 220°
2700K | 770lm | EEK=F
9kWh/1000h




Prod. no. 1005301

Options	Prod. no.
1xE27	
■ stainless steel	229182

Options	Prod. no.
1xE27	
■ stainless steel	1000336



1000336 660



230355 661



1000797 661

KERAS ELT
WL, E27

SITRA
WL, TCR-TSE

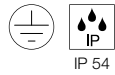
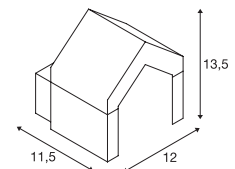
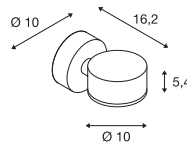
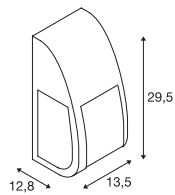
RASCALI
WL



SOCKET INSIDE <25 W

SOCKET INSIDE <9 W

LED INSIDE 330lm | 3000K | CRI 80



220-240V ~50/60Hz
Material: aluminium/polycarbonate (PC)

220-240V ~50/60Hz
Material: aluminium/glass

220-240V ~50/60Hz
Total wattage: 8W
Material: aluminium



E27 <25W
Diameter: 7 cm L: 17.5 cm



GX53 <9W
Diameter: 7.5 cm L: 3.5 cm



LED E27 | 13.5W | 220°
2700K | 1300lm | EEK=F
13kWh/1000h



Prod. no. 1005302



LED GX53 | 6W | 120°
3000K | 500lm | EEK=G
6kWh/1000h



Prod. no. 1005271



		A → G
1000797	330lm 3000K	A ↑ G ↓ E

Options	Prod. no.
1xE27 ■ anthracite	227176

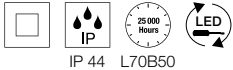
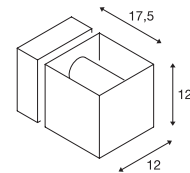
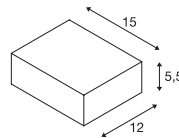
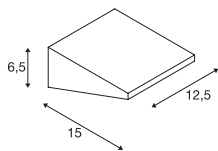
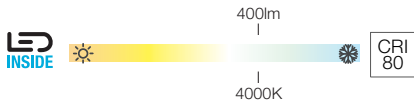



Options	Prod. no.
1xGX53 ■ anthracite	230355

Options	Prod. no.
330lm 3000K CRI80 ■ anthracite	1000797

IPERI
WL

QUADRASYL
WL, TCR-TSE

SQUARE TURN
WL, G9



220-240V ~50/60Hz
Total wattage: 4.5W
Material: aluminium/plastic

220-240V ~50/60Hz
Material: aluminium/glass

220-240V ~50/60Hz
Material: aluminium/glass

- IP44 protection rating only when mounted with light emission downwards.



231315	400lm 4000K	

GX53 <11W
Diameter: 7.5 cm L: 2.7 cm

G9 <42W
Diameter: 3.5 cm L: 8 cm



LED GX53 | 6W | 120°
4000K | 550lm | EEK=F
6kWh/1000h



Prod. no. 1005269

LED G9 | 3.7W | 300°
3000K | 430lm | EEK=E
4kWh/1000h



Prod. no. 1005286

Options	Prod. no.
400lm 4000K CRI80	
anthracite	231315

Options	Prod. no.
1xGX53	
anthracite	232285

Options	Prod. no.
1xG9	
grey	1000335



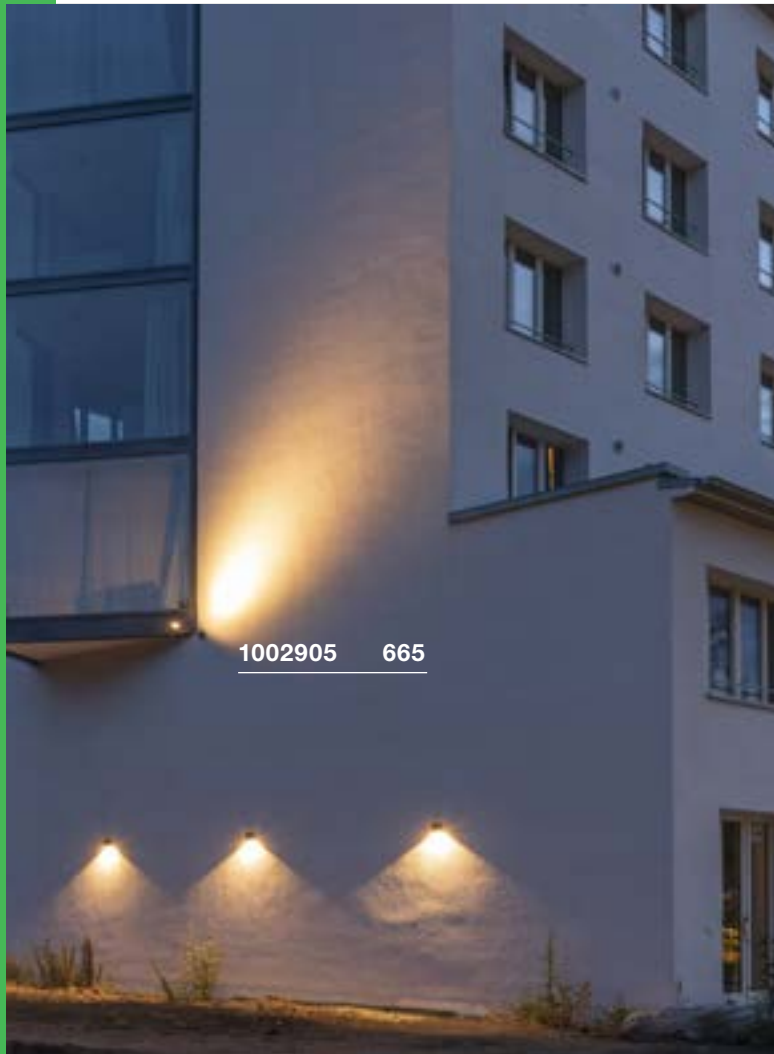
1000335 662



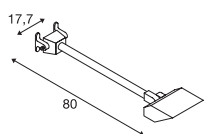
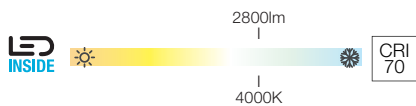
232285 662



231315 662



TODAY PRO
Display

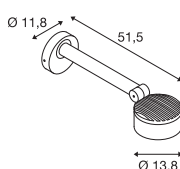


220-240V ~50/60Hz | 640mA
Total wattage: 29W
Material: aluminium

1000880, 1000881	2800lm 4000K	

Options	Prod. no.
2800lm 4000K CRI70	
■ black	1000880
2800lm 4000K CRI70	
□ white	1000881

ESKINA D
Display, PHASE

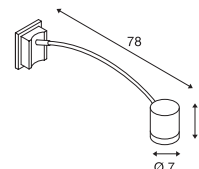


220-240V ~50/60Hz | 350mA
Total wattage: 14.5W
Material: aluminium

1002905	1000lm 3000/4000K	

Options	Prod. no.
1000lm 3000/4000K CRI80	
■ anthracite	1002905

MYRA DISPLAY
WL, curved, QPAR51



220-240V ~50/60Hz
Material: aluminium

GU10 <50W
Diameter: 5 cm L: 5.7 cm

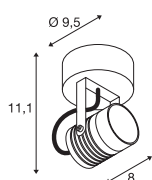
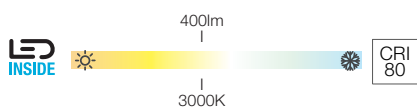
LED GU10 51mm | 4W | 36°
2700K | 270lm | EEK=G
4kWh/1000h

Prod. no. 1004972

Surface mounting frames
Prod. no. 233215

Options	Prod. no.
1xGU10	
■ anthracite	233135
1xGU10	
■ grey	233134

LED SPOT
SP



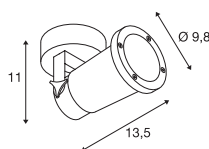
100-240V ~50/60Hz | 240mA
Total wattage: 6W
Material: aluminium/glass

1004649, 1004957	400lm 3000K	

NAUTILUS | mounting plate
Prod. no. 1002884

Options	Prod. no.
400lm 3000K CRI80	
anthracite	1004649
400lm 3000K CRI80	
rust	1004957

NAUTILUS
WL QPAR51



220-240V ~50/60Hz
Material: aluminium

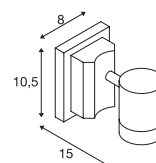

GU10 <11W
 Diameter: 5 cm L: 8.3 cm

LED GU10 51mm | 4W | 36°
 2700K | 270lm | EEK=G
 4kWh/1000h
Prod. no. 1004972

NAUTILUS | mounting plate
Prod. no. 1002884

Options	Prod. no.
1xGU10	
black	1002867

MYRA
CW, single, QPAR51



220-240V ~50/60Hz
Material: aluminium/glass

• Adapter frame for surface mounting available

GU10 <50W
 Diameter: 5 cm L: 5.7 cm

LED GU10 51mm | 4W | 36°
 3000K | 270lm | EEK=G
 4kWh/1000h
Prod. no. 1004973

Surface mounting frames
Prod. no. 233215

Options	Prod. no.
1xGU10	
anthracite	233105
1xGU10	
grey	233104



1002867 666



1004649 666



233105 666

CEILING LIGHTS



1003442 619

234515 619

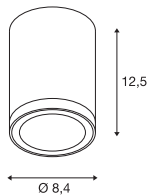
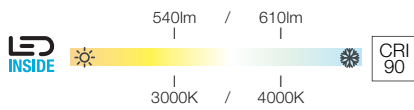


1003421 672



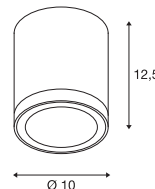
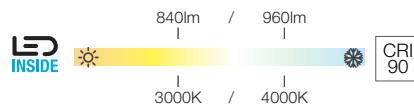
[1003427 + 1005207 671 + 617](#)

ENOLA ROUND S
CL



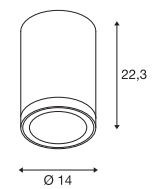
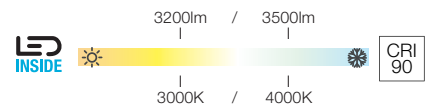
220-240V ~50/60Hz | 500mA
Total wattage: 9W
Material: aluminium/glass

ENOLA ROUND M
CL



220-240V ~50/60Hz | 500mA
Total wattage: 11W
Material: aluminium/glass

ENOLA ROUND L
CL



220-240V ~50/60Hz | 900mA
Total wattage: 36W
Material: aluminium/glass



1003426	540/610lm 3000/4000K	



Prod. no. 1003479	
	Prod. no. 1005262

Options	Prod. no.
540/610lm 3000/4000K CRI90	
	1003426



1003427	840/960lm 3000/4000K	



Prod. no. 1003479	Prod. no. 1005205	Prod. no. 1005206	Prod. no. 1005207

Options	Prod. no.
840/960lm 3000/4000K CRI90	
	1003427



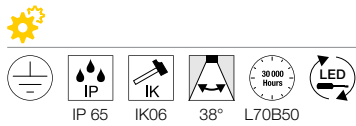
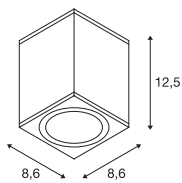
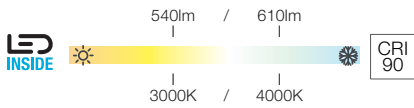

1003442	3200/3500lm 3000/4000K	



Prod. no. 1003479	Prod. no. 1005263

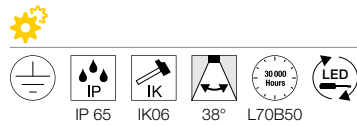
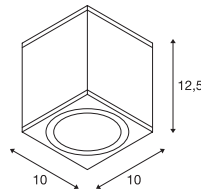
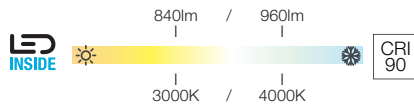
Options	Prod. no.
3200/3500lm 3000/4000K CRI90	
	1003442

ENOLA SQUARE S
CL



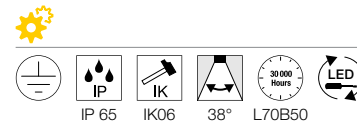
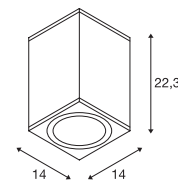
220-240V ~50/60Hz | 500mA
Total wattage: 9W
Material: aluminium/glass

ENOLA SQUARE M
CL



220-240V ~50/60Hz | 500mA
Total wattage: 11W
Material: aluminium/glass

ENOLA SQUARE L
CL



220-240V ~50/60Hz | 900mA
Total wattage: 36W
Material: aluminium/glass

1003420	540/610lm 3000/4000K	

	<ul style="list-style-type: none"> Spacer Prod. no. 1003479 Reflector, 60° Prod. no. 1005262 	
--	--	--

Options	Prod. no.
540/610lm 3000/4000K CRI90	
■ anthracite	1003420

1003421	840/960lm 3000/4000K	

	<ul style="list-style-type: none"> Spacer Prod. no. 1003479 Lens, 19° Prod. no. 1005205 Asymmetrical lens Prod. no. 1005206 Reflector, 60° Prod. no. 1005207 	
--	--	--

Options	Prod. no.
840/960lm 3000/4000K CRI90	
■ anthracite	1003421

1003439	3200/3500lm 3000/4000K	

	<ul style="list-style-type: none"> Spacer Prod. no. 1003479 Reflector, 60° Prod. no. 1005263 	
--	--	--

Options	Prod. no.
3200/3500lm 3000/4000K CRI90	
■ anthracite	1003439

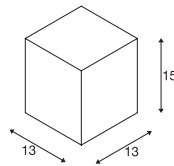
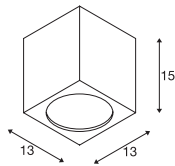
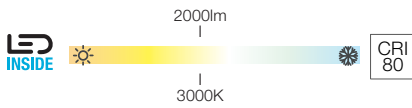





1003421 + 1005207 672 + 617

BIG THEO
CL



BIG THEO
CL, QPAR111



100-277V ~50/60Hz | 500mA
Total wattage: 21W
Material: aluminium/glass



220-240V ~50/60Hz
Material: aluminium/glass



234535	2000lm 3000K	



GU10 <75W



LED QPAR111 | 8W | 38°
2700K | 680lm | EEK=F
8kWh/1000h



Prod. no. 1005274

Options	Prod. no.
2000lm 3000K CRI80	
■ anthracite	234535

Options	Prod. no.
1xGU10	
■ anthracite	229555
1xGU10	
□ white	229551
1xGU10	
■ grey	229554



234535 674

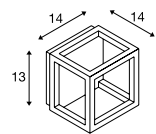
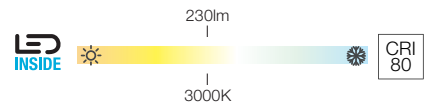



1005202 675

QUADRULO
CL



NEW



100-277V ~50/60Hz | 480mA
 Total wattage: 7.5W
 Material: aluminium/acrylic



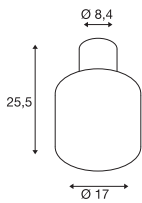
1005202	230lm 3000K	

Options	Prod. no.
230 lm 3000 K CRI80 anthracite	1005202

OVALISK
CL



540lm / 570lm



220-240V ~50/60Hz | 350mA
Total wattage: 7.9W
Material: aluminium/glass

1004677 676



1004677	540/570lm 3000/4000K	

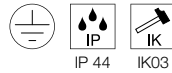
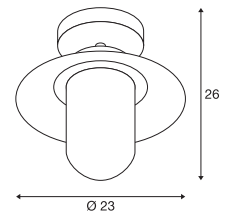
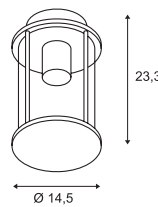
Options	Prod. no.
540/570lm 3000/4000K CRI80	
■ anthracite	1004677



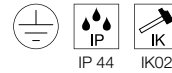
232055 677

PHOTONIA
CL, E27

MOLAT
CL, E27



220-240V ~50/60Hz
Material: aluminium/glass



220-240V ~50/60Hz
Material: aluminium/glass



E27 <60W
Diameter: 9 cm L: 15 cm



E27 <60W
Diameter: 6.5 cm L: 14.5 cm



LED E27 | 7.5W | 320°
2500K | 700lm | EEK=F
8kWh/1000h



Prod. no. 1005265



LED E27 | 7.5W | 320°
2700K | 800lm | EEK=F
8kWh/1000h



Prod. no. 1005268



■ Spacers
Prod. no. 1002853



Options	Prod. no.
1xE27	
■ anthracite	232055

Options	Prod. no.
1xE27	
■ anthracite	1000823



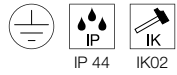
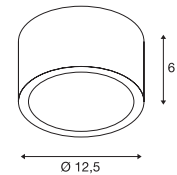
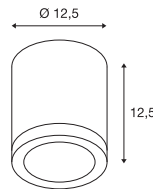
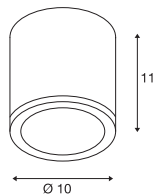
SITRA
CL, TCR-TSE



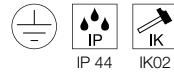
ROX
CL, QPAR111



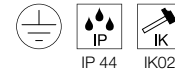
ROX
CL, GX53



220-240V ~50/60Hz
Material: aluminium/glass



220-240V ~50/60Hz
Material: aluminium/glass



220-240V ~50/60Hz
Material: aluminium/glass



GX53 <9W
Diameter: 7.5 cm L: 3.5 cm



GU10 <50W



GX53 <11W
Diameter: 7.5 cm L: 3.5 cm



LED GX53 | 6.1W | 120°
4000K | 490lm | EEK=G
6kWh/1000h



Prod. no. 1005271



LED QPAR111 | 8W | 38°
2700K | 680lm | EEK=F
8kWh/1000h



Prod. no. 1005274



LED GX53 | 6W | 120°
4000K | 550lm | EEK=F
6kWh/1000h



Prod. no. 1005269

Options	Prod. no.
1xGX53	
■ anthracite	231545
1xGX53	
□ white	231541

Options	Prod. no.
1xGU10	
■ aluminium	1000332

Options	Prod. no.
1xGX53	
■ aluminium	1000339

WALL AND CEILING LIGHTS



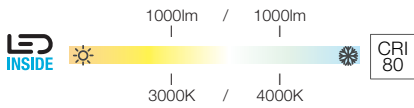
1005089 690



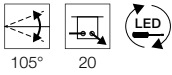
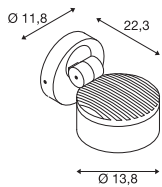
ESKINA SPOT SENSOR
CW, PHASE



1002904 682



CRI 80



220-240V ~50/60Hz | 350mA
Total wattage: 14.5W
Material: aluminium

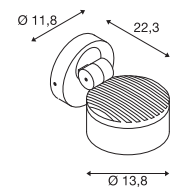
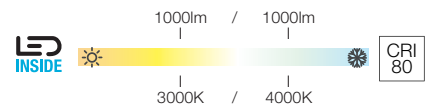


1002904	1000lm 3000/4000K	

Options **Prod. no.**
1000lm | 3000/4000K | CRI80
■ anthracite **1002904**



ESKINA SPOT
CW, PHASE



C
 IP 65
 IK02
 95°
 L70B50
 340°
 105°
 20
 LED

220-240V ~50/60Hz | 350mA
Total wattage: 14,5W
Material: aluminium



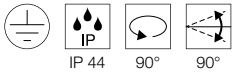
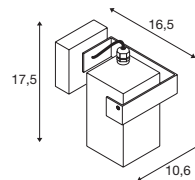
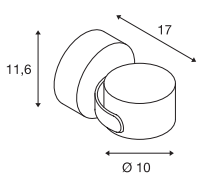
1002903	1000lm 3000/4000K	

Options	Prod. no.
1000lm 3000/4000K CRI80	
■ anthracite	1002903

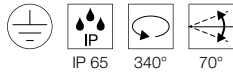
SITRA 360
CW, TCR-TSE



THEO BRACKET
CW



220-240V ~50/60Hz
Material: aluminium/glass



220-240V ~50/60Hz
Material: aluminium/glass



GX53 <9W
Diameter: 7.5 cm L: 3.5 cm



GU10 <7W
Diameter: 5.1 cm L: 5.7 cm

LED GX53 | 6.1W | 120°
4000K | 490lm | EEK=G
6kWh/1000h



Prod. no. 1005271

LED GU10 51mm | 4W | 36°
2700K | 270lm | EEK=G
4kWh/1000h



Prod. no. 1004972

Options	Prod. no.
1xGX53	
■ anthracite	231515

Options	Prod. no.
1xGU10	
■ anthracite	1004653





233245 685

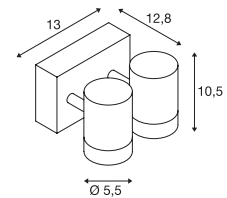
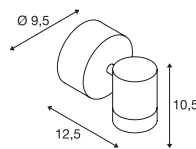
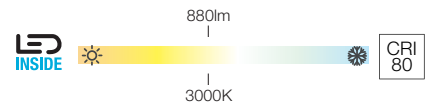
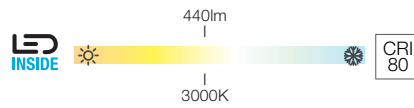




1004653 684

HELIA
CW, single, PHASE



HELIA
CW, double, PHASE



220-240V ~50/60Hz | 500mA
Total wattage: 6.5W
Material: aluminium/glass

220-240V ~50/60Hz | 500mA
Total wattage: 13W
Material: aluminium/glass

233245	440lm 3000K	

233255	880lm 3000K	

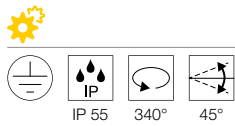
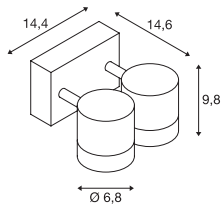
Spacers
 Prod. no. 1002853

Spacers
 Prod. no. 1002853

Options	Prod. no.
440lm 3000K CRI80 anthracite	233245

Options	Prod. no.
880lm 3000K CRI80 anthracite	233255

MYRA
WL, double, QPAR51



220-240V ~50/60Hz
Material: aluminium/glass

GU10 <50W
Diameter: 5 cm L: 5.7 cm

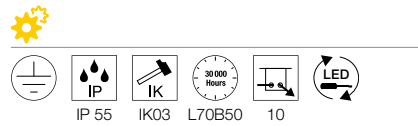
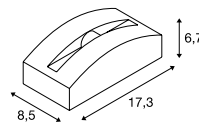
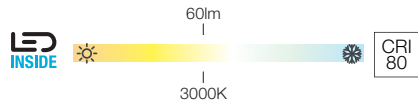
LED GU10 51mm | 6W | 38°
3000K | 470lm | EEK=F
6kWh/1000h

Prod. no. 1005079

Spacers
Prod. no. 1002853

Options	Prod. no.
2xGU10	
■ anthracite	233095
2xGU10	
■ grey	233094

OUT-BEAM FRAME
SP

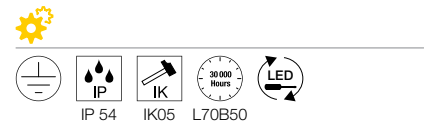
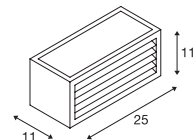
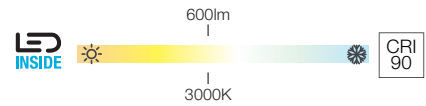


100-277V ~50/60Hz | 700mA
Total wattage: 3.5W
Material: aluminium/acrylic

Options	Prod. no.
60lm 3000K CRI80	
■ anthracite	1003518
60lm 3000K CRI80	
□ white	1003519

Options	Prod. no.
60lm 3000K CRI80	
■ anthracite	1003518
60lm 3000K CRI80	
□ white	1003519

BOX-L
WL



100-277V ~50/60Hz | 500mA
Total wattage: 19 W
Material: aluminium/acrylic

Options	Prod. no.
600lm 3000K CRI90	
■ anthracite	1002035

Options	Prod. no.
600lm 3000K CRI90	
■ anthracite	1002035

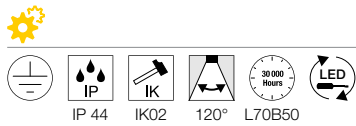
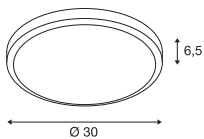
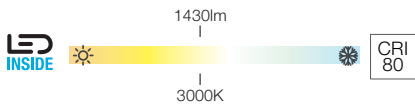


1002035 686



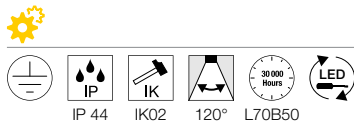
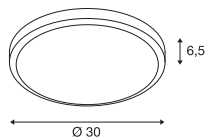
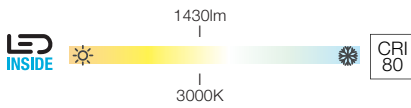

1003518 687

AINOS
CW



220-240V ~50/60Hz | 500mA
Total wattage: 21W
Material: aluminium/polycarbonate (PC)

AINOS
CW SENSOR



220-240V ~50/60Hz | 500mA
Total wattage: 22W
Material: aluminium/polycarbonate (PC)

229965, 229961	1430lm 3000K	

Options	Prod. no.
1430lm 3000K CRI80	
anthracite	229965
1430lm 3000K CRI80	
white	229961

Options	Prod. no.
1430lm 3000K CRI80	
anthracite	229975
1430lm 3000K CRI80	
white	229971



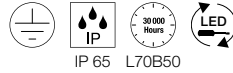
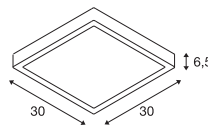
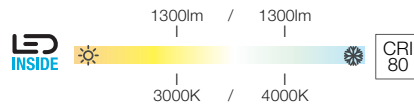
229971 688



1003452 689



AINOS
CW, square



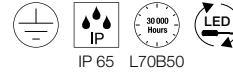
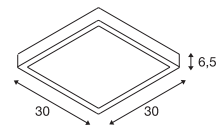
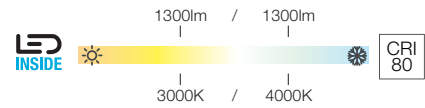
220-240V ~50/60Hz | 500mA
Total wattage: 17W
Material: aluminium/polycarbonate (PC)



1003450, 1003449	1300lm 3000/4000K	

Options	Prod. no.
1300lm 3000/4000K CRI80	
anthracite	1003450
1300lm 3000/4000K CRI80	
white	1003449

AINOS
CW SENSOR, square



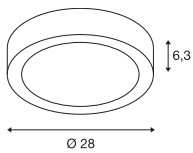

220-240V ~50/60Hz | 500mA
Total wattage: 18W
Material: aluminium/polycarbonate (PC)



1003452, 1003451	1300lm 3000/4000K	

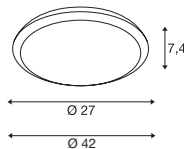
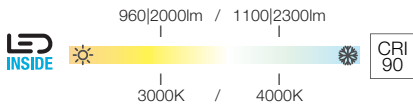
Options	Prod. no.
1300lm 3000/4000K CRI80	
anthracite	1003452
1300lm 3000/4000K CRI80	
white	1003451

LIPA
CW, PHASE



220-240V ~50/60Hz | 500mA
Total wattage: 21W
Material: aluminium/polycarbonate (PC)

RUBA 27/42
CW



220-240V ~50/60Hz | 300mA
Total wattage: 12W
Material: polycarbonate (PC)

1001856, 1001855	1500lm 1600lm 3000/4000K	

Options	Prod. no.
1500lm 3000/4000K CRI80	
anthracite	1001856
1600lm 3000/4000K CRI80	
white	1001855

The energy efficiency class information for this product is not available at the time of printing. The latest product data can always be found at www.slv.com

Options	Prod. no.
960/1100lm 3000/4000K CRI90 Diameter: 27 cm	
white	1005089
2000/2300lm 3000/4000K CRI90 Diameter: 42 cm	
white	1005090



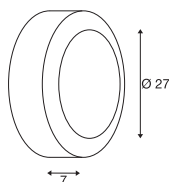
1005089/90 690





229085 691

BULAN
CW, E14



220-240V ~50/60Hz
Material: aluminium/glass



E14 <60W
Diameter: 4.8 cm L: 13 cm



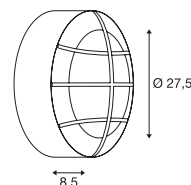
LED E14 | 4.2W | 320°
2700K | 350lm | EEK=G
5kWh/1000h

Prod. no. 1005285



Options	Prod. no.
1xE14	
■ anthracite	229075
1xE14	
□ white	229071
1xE14	
■ grey	229072

BULAN GRID
CW, E27



220-240V ~50/60Hz
Material: aluminium/polycarbonate (PC)



E27 <25W
Diameter: 5.2 cm L: 17.3 cm



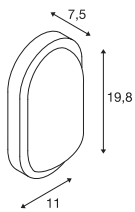
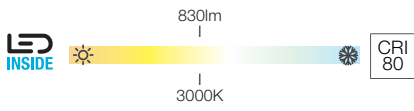
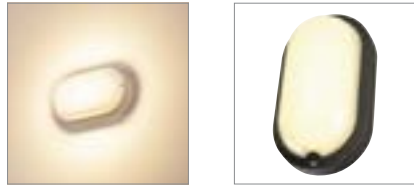
LED E27 | 8W | 240°
3000K | 870lm | EEK=E
8kWh/1000h

Prod. no. 1005289



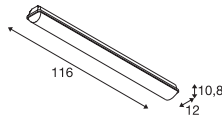
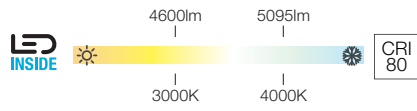
Options	Prod. no.
2xE27	
■ anthracite	229085
2xE27	
□ white	229081

TERANG 200
CW



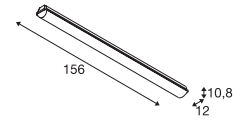
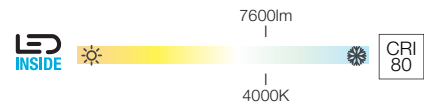

220-240V ~50/60Hz
Total wattage: 11W
Material: aluminium/polycarbonate (PC)

IMPERVA 120
CW



220-240V ~50/60Hz | 700mA
Total wattage: 40W
Material: polycarbonate (PC)

IMPERVA 150
CW



220-240V ~50/60Hz | 1050mA
Total wattage: 55W
Material: polycarbonate (PC)

229935, 229931	830lm 3000K	

1001314, 1001315	4600lm 5095lm 3000K 4000K	

1001317	7600lm 4000K	

Options	Prod. no.
830lm 3000K CRI80	
■ anthracite	229935
830lm 3000K CRI80	
□ white	229931

Options	Prod. no.
4600lm 3000K CRI80	
■ grey	1001314
5095lm 4000K CRI80	
■ grey	1001315

Options	Prod. no.
7600lm 4000K CRI80	
■ grey	1001317



229935 692



1001317 692

TOUGH ENOUGH FOR ANYTHING.

RECESSED LIGHTS OFFER LIGHT
AND SECURITY.

Here you will find the right product to suit every application thanks to high-quality design, carefully selected materials and various IP protection ratings and technologies.





1006106 717



1002898 719




RECESSED LIGHTS



 You can find more lights and variants at www.slv.com
 Manufacturer's details for our recommended lamps are given in the chapter 'Lamps', from page 808

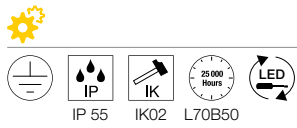
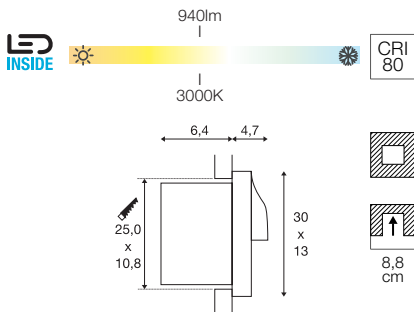
RECESSED WALL LIGHTS





233605 701

ADI
EL



100-277V ~50/60Hz | 500mA
Total wattage: 18W
Material: aluminium/polycarbonate (PC)

- Only mount the light with the light beam pointing downwards

233635	940lm 3000K	A → G A E

Recessed fixing kit
Prod. no. 233639

Options	Prod. no.
940lm 3000K CRI80	
■ anthracite	233635



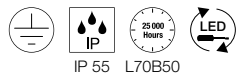
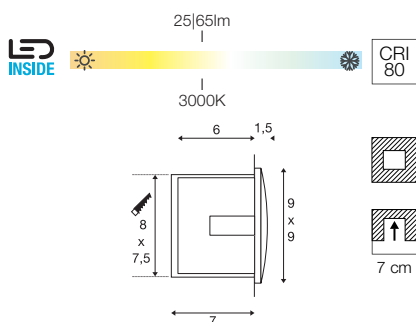
233635 700



233615 701



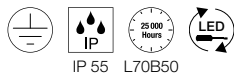
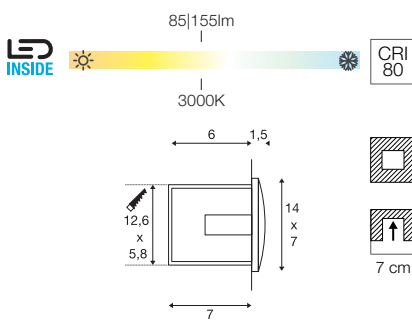
DOWNUNDER OUT S EL



220-240V ~50/60Hz | 300mA
Total wattage: 1.7W
Material: aluminium/plastic

- Only mount the light with the light beam pointing downwards

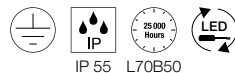
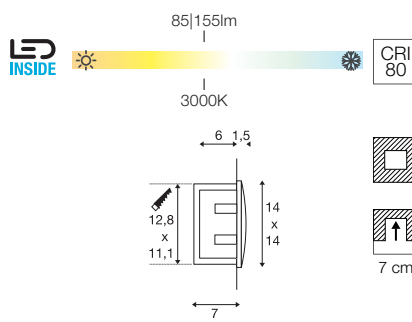
DOWNUNDER OUT M EL



220-240V ~50/60Hz | 300mA
Total wattage: 4W
Material: aluminium/plastic

- Only mount the light with the light beam pointing downwards

DOWNUNDER OUT L EL



220-240V ~50/60Hz | 300mA
Total wattage: 4W
Material: aluminium/plastic

- Only mount the light with the light beam pointing downwards



233605, 233601	25lm 65lm 3000K	A → G	A f G D

Options	Prod. no.
125 lm 3000 K CRI80	
anthracite/black	233605
65lm 3000K CRI80	
white/black	233601



233625, 233621	85lm 155lm 3000K	A → G	A f G E

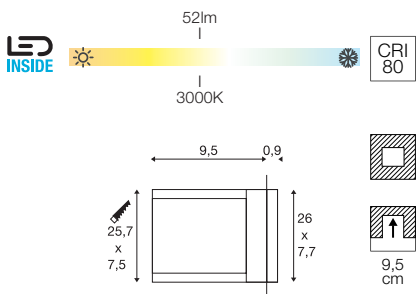

Options	Prod. no.
85lm 3000K CRI80	
anthracite/black	233625
155lm 3000K CRI80	
white/black	233621



233615, 233611	85lm 155lm 3000K	A → G	A f G E

Options	Prod. no.
85lm 3000K CRI80	
anthracite/black	233615
155lm 3000K CRI80	
white/black	233611

BRICK MESH
EL, E14

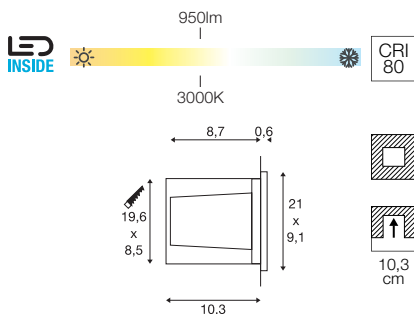



IP 54 L70B50

100-240V ~50/60Hz | 24V
 Total wattage: 3.3W
 Material: 316 stainless steel/glass

- Recessed fixing kit included

BRICK
EL, symmetrical

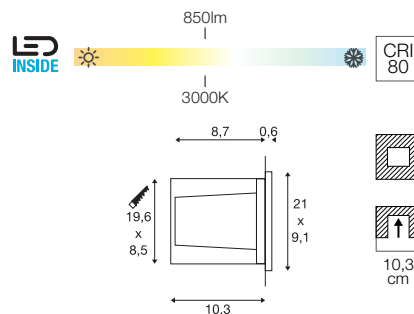


IP 65 IK02 40° L70B50

220-240V ~50/60Hz | 700mA
 Total wattage: 11W
 Material: aluminium/316 stainless steel

- Recessed fixing kit included

BRICK
EL, asymmetrical



IP 65 IK02 L70B50

220-240V ~50/60Hz | 700mA
 Total wattage: 11W
 Material: aluminium/316 stainless steel

- Recessed fixing kit included

229110	52lm 3000K	

233650	950lm 3000K	

233660	850lm 3000K	

Options	Prod. no.
52lm 3000K CRI80 stainless steel	229110

Options	Prod. no.
950lm 3000K CRI80 stainless steel	233650

Options	Prod. no.
850lm 3000K CRI80 stainless steel	233660



233650 702



233660 702

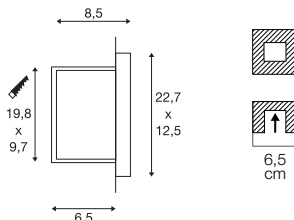


229702 703

BRICK DOWNUNDER
EL, E14



SOCKET INSIDE <40 W



220-240V ~50/60Hz
Material: aluminium/glass

- No recessed fixing kit required



E14 <40W
Diameter: 4.3 cm L: 12 cm



LED E14 | 4.2W | 320°
2700K | 370lm | EEK=F
5kWh/1000h

Prod. no. 1005284

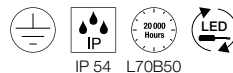
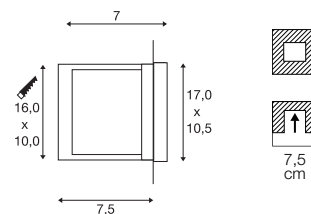


Options	Prod. no.
1xE14	
■ grey	229062

BRICK DOWNUNDER
EL



LED INSIDE 30lm | 3000K | CRI 80



220-240V ~50/60Hz
Total wattage: 4W
Material: aluminium/glass

- Recessed fixing kit included



		A → G
229702	30lm 3000K	A ↑ G ↓ F

Options	Prod. no.
30lm 3000K CRI80	
■ grey	229702

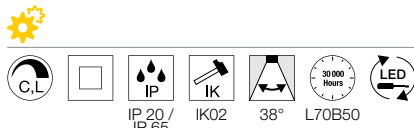
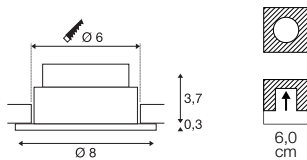
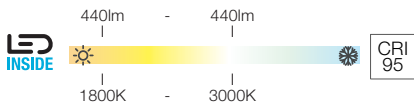
RECESSED CEILING LIGHTS



114421 742



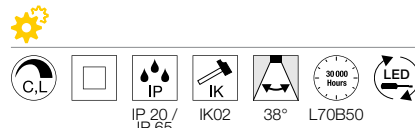
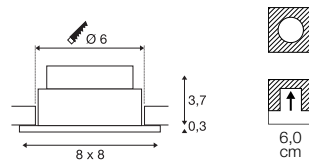
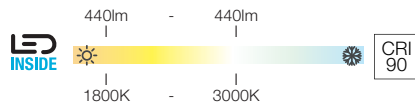
PATTA-I
EL, round, PHASE



220-240V ~50/60Hz | 350mA
Total wattage: 7.3W
Material: aluminium/glass

- Products are delivered with spring clips. Leaf springs are included with the product and can be replaced
- Material thickness: max. 20mm

PATTA-I
DL, square, PHASE



220-240V ~50/60Hz | 350mA
Total wattage: 7.3W
Material: aluminium/glass


- Products are delivered with spring clips. Leaf springs are included with the product and can be replaced
- Material thickness: max. 20mm

1002098, 1002099, 1002100	440lm 1800-3000K	

Options	Prod. no.
440lm 1800-3000K CRI95	
■ black	1002098
440lm 1800-3000K CRI95	
□ white	1002099
440lm 1800-3000K CRI95	
■ brushed aluminium	1002100

1002101, 1002102, 1002103	440lm 1800-3000K	

Options	Prod. no.
440lm 1800-3000K CRI90	
■ black	1002101
440lm 1800-3000K CRI95	
□ white	1002102
440lm 1800-3000K CRI95	
■ brushed aluminium	1002103

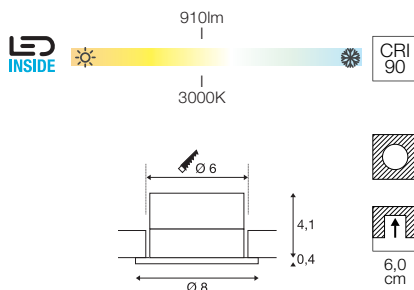




1002100 706



PATTA-I
EL, round, PHASE



IP 20 / IP 65 38° L70B50

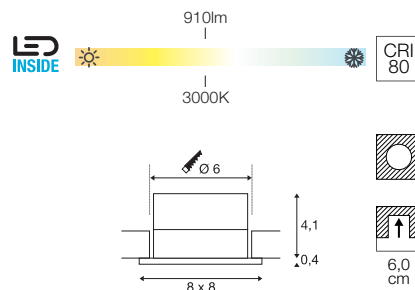
220-240V ~50/60Hz | 500mA
Total wattage: 11W
Material: aluminium/glass

- Material thickness: max. 20mm

114420, 114421, 114426	910lm 3000K	

Options	Prod. no.
910lm 3000K CRI90	
■ black	114420
910lm 3000K CRI80	
□ white	114421
910lm 3000K CRI80	
▒ brushed aluminium	114426

PATTA-I
EL, square, PHASE



IP 20 / IP 65 38° L70B50

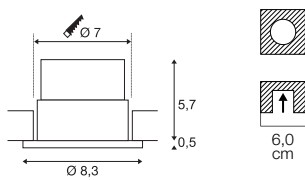
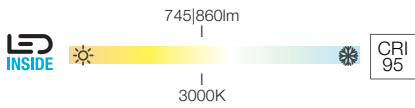
220-240V ~50/60Hz | 500mA
Total wattage: 11W
Material: aluminium/glass

- Material thickness: max. 20mm

114430, 114431, 114436	910lm 3000K	

Options	Prod. no.
910lm 3000K CRI80	
■ black	114430
910lm 3000K CRI80	
□ white	114431
910lm 3000K CRI80	
▒ brushed aluminium	114436

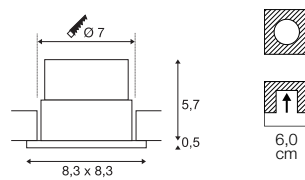
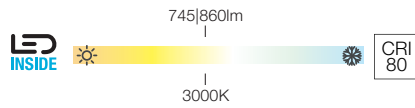
PATTA-F
EL, round, PHASE



220-240V ~50/60Hz | 500mA
Total wattage: 11W
Material: aluminium/glass

- Material thickness: max. 20mm

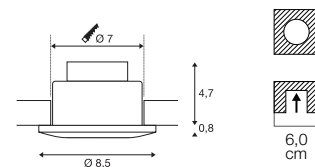
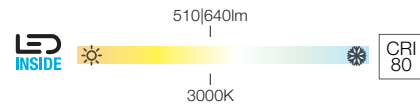
PATTA-F
EL, square, PHASE



220-240V ~50/60Hz | 500mA
Total wattage: 11W
Material: aluminium/glass

- Products are delivered with spring clips. Leaf springs are included with the product and can be replaced
- Material thickness: max. 20mm

OUT 65
EL, round, PHASE



220-240V ~50/60Hz | 500mA
Total wattage: 11W
Material: aluminium/glass

- Products are delivered with spring clips. Leaf springs are included with the product and can be replaced
- Material thickness: max. 20mm

114440, 114441	745lm 860lm 3000K	

Options	Prod. no.
745lm 3000K CRI95	
■ black	114440
860lm 3000K CRI80	
□ white	114441

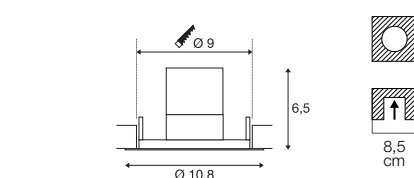
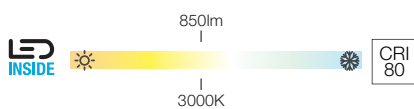
114450, 114451	745lm 860lm 3000K	

Options	Prod. no.
745lm 3000K CRI80	
■ black	114450
860lm 3000K CRI80	
□ white	114451

114460, 114461	510lm 640lm 3000K	


Options	Prod. no.
510lm 3000K CRI80	
■ black/matte	114460
640lm 3000K CRI80	
□ white/matte	114461

KINI
EL, PHASE




220-240V ~50/60Hz | 260mA
 Total wattage: 12W
 Material: aluminium/polycarbonate (PC)


- Material thickness of mounting surface: 5-20mm



114441 708



114460 708



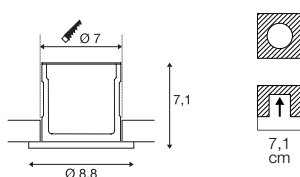
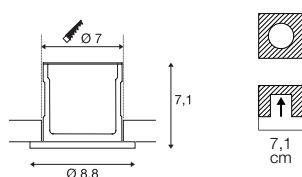
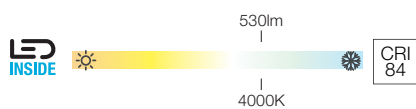

1000833 709

1000833	850lm 3000K	

Options	Prod. no.
850lm 3000K CRI80 □ white	1000833

KAMUELA ECO
EL, round, PHASE

KAMUELA ECO
EL, round, PHASE



220-240V ~50Hz
Total wattage: 6W
Material: aluminium/plastic

220-240V ~50Hz
Total wattage: 6W
Material: aluminium/plastic

- Material thickness of mounting surface: max. 40mm

- Material thickness of mounting surface: max. 40mm

1001015, 1001016	500lm 3000K	

1001017, 1001018	530lm 4000K	

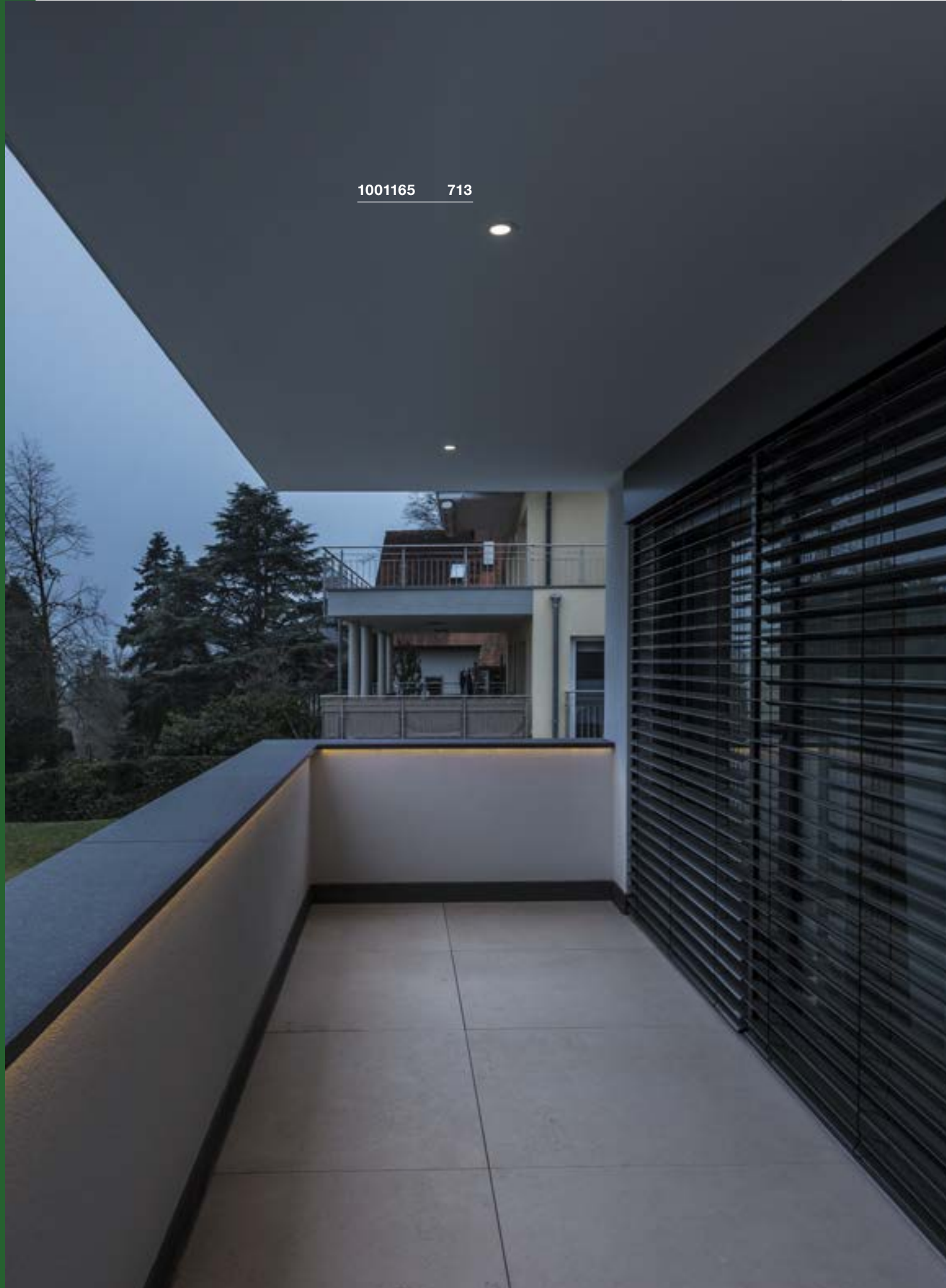
Options	Prod. no.
500lm 3000K CRI84	
■ black	1001015
500lm 3000K CRI84	
□ white	1001016

Options	Prod. no.
530lm 4000K CRI84	
■ black	1001017
530lm 4000K CRI84	
□ white	1001018





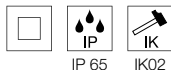
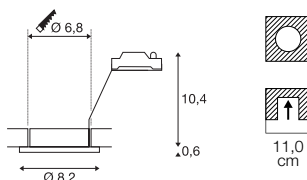
1001165 713





1001167 713

DOLIX OUT
EL, round, QPAR51



220-240V ~50/60Hz
Material: aluminium/glass

- Material thickness: max. 20mm



GU10 <50W


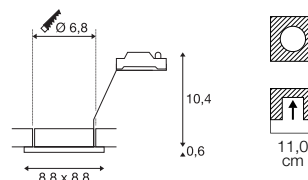


LED GU10 51mm | 4W | 36°
2700K | 270lm | EEK=G
4kWh/1000h

Prod. no. 1004972

Options	Prod. no.
1xGU10	
white	1001165
1xGU10	
chrome	1001166
1xGU10	
grey	1001167
1xGU10	
silver	1001168

DOLIX OUT
EL, square, QPAR51



220-240V ~50/60Hz
Material: aluminium/glass

- Material thickness: max. 20mm



GU10 <50W



LED GU10 51mm | 4W | 36°
3000K | 270lm | EEK=G
4kWh/1000h

Prod. no. 1004973

Options	Prod. no.
1xGU10	
white	1001169
1xGU10	
chrome	1001170
1xGU10	
grey	1001171
1xGU10	
silver	1001172

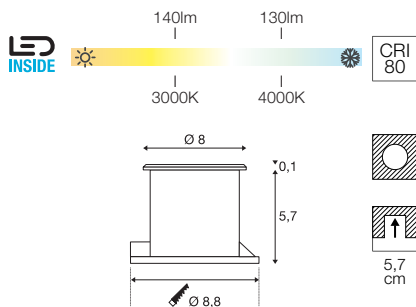
RECESSED FLOOR LIGHTS





1006105 730

DASAR® FLAT 80
EL




IP 65 / IP 67 | IK08 | 125° | L70B50 | 150 | 0.5 t

220-240V ~50/60Hz
 Total wattage: 3.5W
 Material: 304 stainless steel/glass


- Recessed fixing kit included
- Suitable for installation in wood
- Open cable end

228412, 1002188	140lm 130lm 3000K 4000K	

■ Connection box IP68, 3-pole
 Prod. no. 228730



Options	Prod. no.
140lm 3000K CRI80 ■ stainless steel	228412
130lm 4000K CRI80 ■ stainless steel	1002188



228412 716



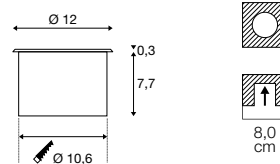
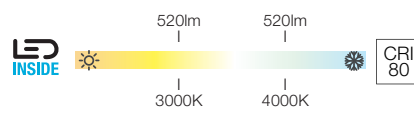
1006106 717



1006106 717

DASAR® FLAT 120 EL

NEW



220-240V ~50/60Hz | 350mA
 Total wattage: 7W
 Material: 304 stainless steel

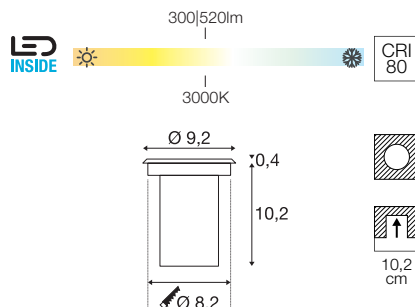
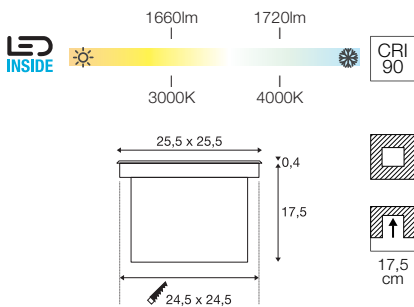
- Open cable end

		A → G
1006106, 1006107	520lm 3000K 4000K	A F G D

Options	Prod. no.
520lm 3000K CRI80 ■ stainless steel	1006106 ■
520lm 4000K CRI80 ■ stainless steel	1006107 ■

DASAR® 255
EL

DASAR® 920
EL



220-240V ~50/60Hz | 750mA
Total wattage: 31W
Material: 316 stainless steel/glass

- Recessed fixing kit included

12-24 V
Total wattage: 6.5W
Material: 316 stainless steel/glass

- Recessed fixing kit included
- Open cable end

229383, 229381	1660lm 1720lm 3000K 4000K	

233500	520lm 3000K	

Options	Prod. no.
1660lm 3000K CRI90 ■ stainless steel	229383
1720lm 4000K CRI90 ■ stainless steel	229381

Options	Prod. no.
520lm 3000K CRI80 ■ stainless steel	233500



233500 718

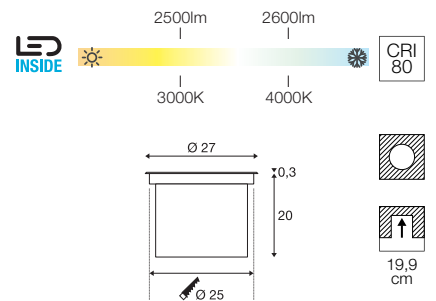
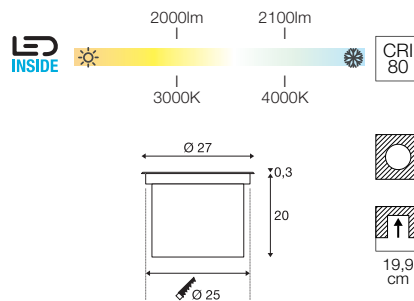




1002893 719

DASAR® 270
EL, asymmetrical

DASAR® 270
EL, symmetrical



IP 65/
IP 67 IK08 L70B50 60 2 t

220-240V ~50/60Hz | 700mA
Total wattage: 30W
Material: aluminium/316 stainless steel

IP 65/
IP 67 IK08 38° L70B50 30° 60 2 t

220-240V ~50/60Hz | 700mA
Total wattage: 30W
Material: aluminium/316 stainless steel

		A → G
1002893, 1002895	2000lm 2100lm 3000K 4000K	A ↑ G E


		A → G
1002897, 1002898	2500lm 2600lm 3000K 4000K	A ↑ G E



DASAR® 270 |
Honeycomb cover
Prod. no. 1002899

Options	Prod. no.
2000lm 3000K CRI80 stainless steel	1002893
2100lm 4000K CRI80 stainless steel	1002895

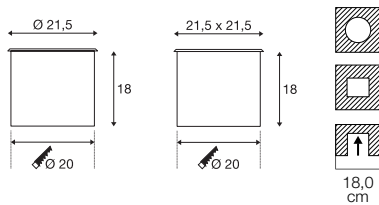
Options	Prod. no.
2500lm 3000K CRI80 stainless steel	1002897
2600lm 4000K CRI80 stainless steel	1002898



DASAR® 215
EL, round/square, QPAR111



SOCKET INSIDE <75 W



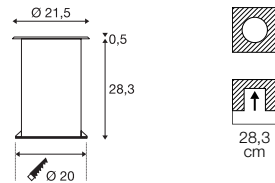
220-240V - 50/60Hz
Material: 316 stainless steel/glass

- Recessed fixing kit included

DASAR® 215
EL, round, E27



SOCKET INSIDE <11 W



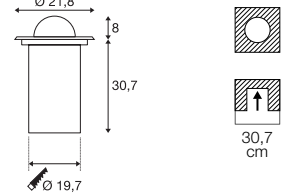
220-240V - 50/60Hz
Material: 316 stainless steel/glass

- Surface temperature:
Energysaver = 48°C/
PAR 30 = 119°C/
PAR 38 = 108°C
- Recessed fixing kit included

DASAR® 218
EL, QR111



SOCKET INSIDE <50 W



220-240V - 50/60Hz / 12V
Material: 316 stainless steel/glass

- Recessed fixing kit included

GU10 <75W

LED QPAR111 | 12.5W | 30°
4000K | 290lm | EEK=F
13kWh/1000h

Prod. no. 1005282

Options	Prod. no.
1xGU10	
stainless steel	229230
1xGU10	
stainless steel	229234

E27 <11W
Diameter: 4.5 cm L: 13.4 cm

LED E27 | 8W | 240°
3000K | 870lm | EEK=E
8kWh/1000h

Prod. no. 1005289

Options	Prod. no.
1xE27	
stainless steel	229200

G53 <50W


LED G53 | 15W | 24°
2700K | 760lm | EEK=G
17kWh/1000h

Prod. no. 560231

Options	Prod. no.
1xG53	
stainless steel	228370



228370 722

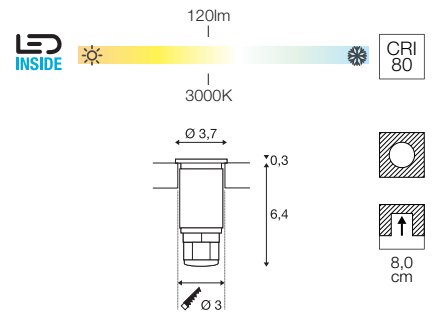


229234 723



233540 723

DASAR® 370
EL, round



120lm | 3000K | CRI 80
 IP 67 | IK08 | 30° | 25 000 Hours | 150 | 0,25 t

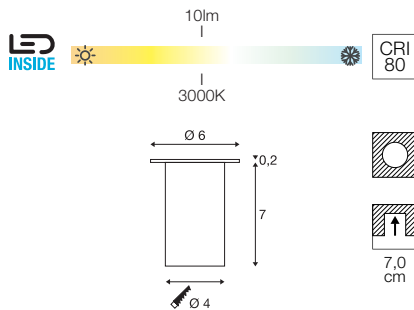
12-24 V
Power consumption: 2W
Material: 316 stainless steel/glass

- Suitable for installation in wood
- Open cable end

233540	120lm 3000K	A → G A ↑ F

Options	Prod. no.
120lm 3000K CRI80 ■ stainless steel	233540

TRAIL-LITE® 60
EL

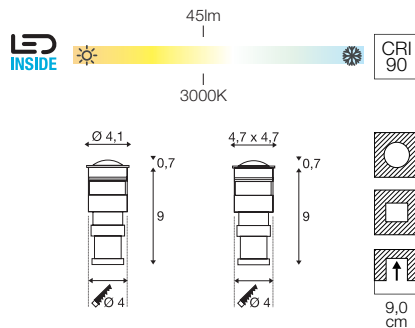


- IP 65
- IK08
- L70B50
- 20,000 Hours
- LED

12V ~50/60Hz
Power consumption: 0.3W
Material: 316 stainless steel/glass

- Only operate with a conventional transformer
- Recessed fixing kit included
- Suitable for installation in wood

POWER TRAIL-LITE®
EL, round/square



- IP 67
- IK08
- 60°
- L70B50
- 200
- 30,000 Hours
- LED

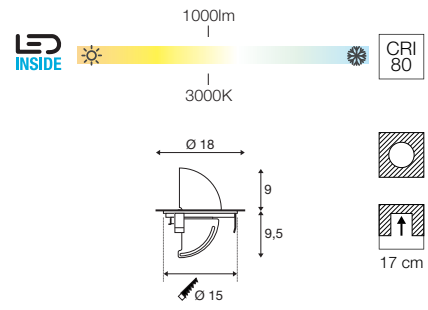
350mA
Total wattage: 1W
Material: 316 stainless steel/glass

- Only operate with 350mA driver. Only wire together multiple PowerLEDs in series!
- Installation sleeve included
- Suitable for installation in wood
- Open cable end

		A → G
228332, 228342	45lm 3000K	A F

- LED driver 320mA | 3W incl. strain relief
Prod. no. 464108

GIMBLE OUT
EL



- IP 65 / IP 67
- IK08
- 36°
- L70B50
- 35,000 Hours
- 350°
- 90°
- LED

220-240 V ~50/60 Hz | 600 mA
Total wattage: 13W
Material: 316 stainless steel/glass

- Open cable end

		A → G
1000384	1000lm 3000K	A E


- Connection box IP68, 3-pole
Prod. no. 228730
- Installation pipe DN160
Prod. no. 233792
- Floor-recessed fixing kit
Prod. no. 1000655

- Transformer, 12V AC | 105VA IP44
Prod. no. 227140

Options	Prod. no.
10lm 3000K CRI80 stainless steel	227462

Options	Prod. no.
45lm 3000K CRI90 stainless steel	228332
45lm 3000K CRI90 stainless steel	228342

Options	Prod. no.
1000lm 3000K CRI80 stainless steel	1000384



228332 725



1000384 725



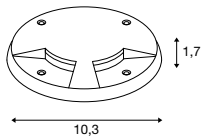
1006171 + 1006173 727

SMALL PLOT
Cover, 2-pack

NEW



Material 1006173: 316 stainless steel
Material 1006174: aluminium



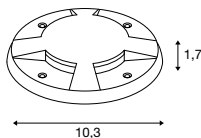
Options	Prod. no.
■ stainless steel	1006173 ■
■ anthracite	1006174 ■

SMALL PLOT
Cover, 4-pack

NEW



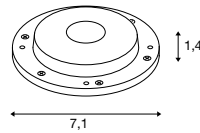
Material 1006175: 316 stainless steel
Material 1006176: aluminium



Options	Prod. no.
■ stainless steel	1006175 ■
■ anthracite	1006176 ■

SMALL PLOT
Modules

NEW



24V DC
Power consumption: 3W
Material: aluminium/polymethylmethacrylate (PMMA)

- Open cable end

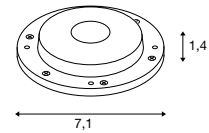
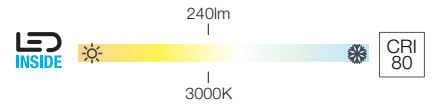


		A → G
1006172	240lm 3000K	A T G F

Options	Prod. no.
240lm 3000K CRI80	
■ aluminium	1006172 ■

SMALL PLOT
Modules

NEW



24V DC
Power consumption: 3W
Material: polymethylmethacrylate (PMMA)

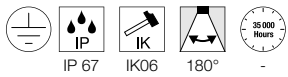
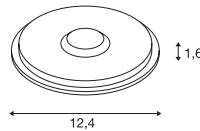
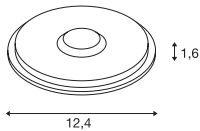
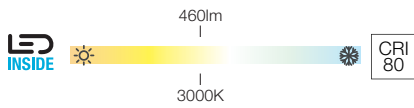
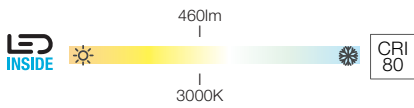
- Open cable end



		A → G
1006171	240lm 3000K	A T G F

Options	Prod. no.
240lm 3000K CRI80	
■ stainless steel	1006171 ■

BIG PLOT
Modules



220-240V ~50/60Hz | 16mA
Total wattage: 5.5W
Material: aluminium/polymethylmethacrylate (PMMA)

- Open cable end
- This product is delivered without a cover. You can find suitable covers on page 728



220-240V ~50/60Hz | 16mA
Total wattage: 5.5W
Material: polymethylmethacrylate (PMMA)

- Open cable end
- This product is delivered without a cover. You can find suitable covers on page 728



The energy efficiency class information for this product was not available at the time of printing. The latest product data can always be found at www.slv.com



The energy efficiency class information for this product was not available at the time of printing. The latest product data can always be found at www.slv.com



■ Connection box IP68, 3-pole
Prod. no. 228730



■ Connection box IP68, 3-pole
Prod. no. 228730



Options	Prod. no.
460lm 3000K CRI80	
■ aluminium	1001256

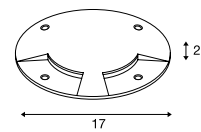
Options	Prod. no.
460lm 3000K CRI80	
■ stainless steel	1001359

BIG PLOT
Cover, 2-pack



Material: 1001254/316 stainless steel
Material 1001252/1001262: aluminium

1001254 loadable up to 0.8t
1001252 loadable up to 0.5t
1001262 loadable up to 0.5t



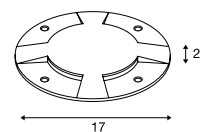
Options	Prod. no.
■ stainless steel	1001254
■ grey	1001252
■ anthracite	1001262

BIG PLOT
Cover, 4-pack

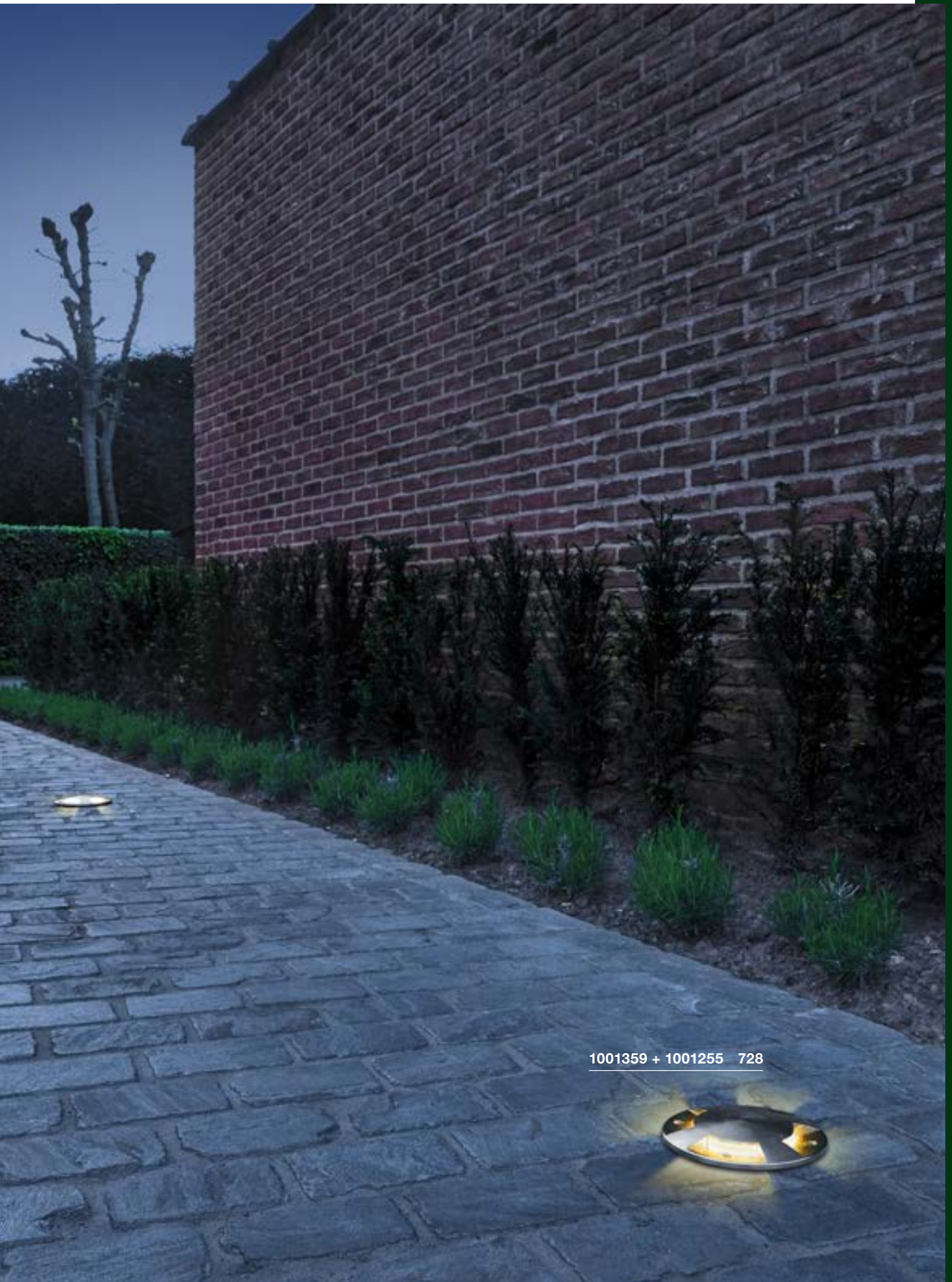


Material: 1001255: 316 stainless steel
Material: 1001253/1001263: aluminium

1001255 loadable up to 0.8t
1001253 loadable up to 0.5t
1001263 loadable up to 0.5t

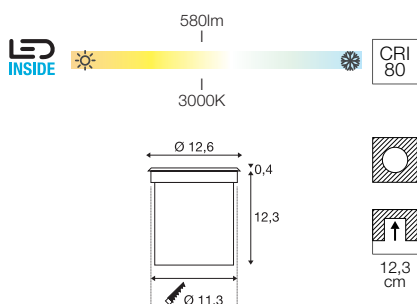


Options	Prod. no.
■ stainless steel	1001255
■ grey	1001253
■ anthracite	1001263



1001359 + 1001255 728

ROCCI
EL, round

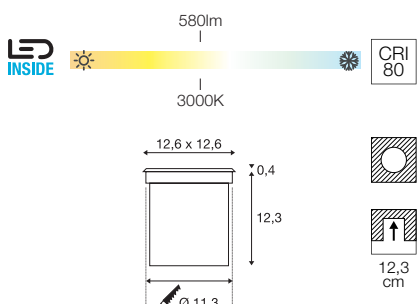


IP 67 | IK08 | 120° | L70B50

100-277 V ~50/60 Hz | 700 mA
Total wattage: 8.6W
Material: 316 stainless steel/glass

- Recessed fixing kit included

ROCCI
EL, square



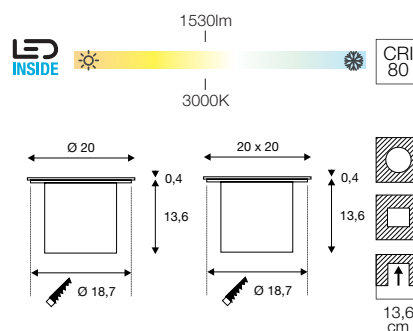
IP 67 | IK08 | 120° | L70B50

100-277 V ~50/60 Hz | 700 mA
Total wattage: 8.6W
Material: 316 stainless steel/glass

- Recessed fixing kit included

ROCCI 200
EL, round/square

NEW



IP 65 / IP 67 | IK08 | 120° | L70B50 | 10 | 0,5 t

100-277V ~50/60Hz | 350mA
Total wattage: 16W
Material: steel

- Recessed fixing kit included

227600	580lm 3000K	

Options	Prod. no.
580lm 3000K CRI80	
■ stainless steel	227600

227604	580lm 3000K	

Options	Prod. no.
580lm 3000K CRI80	
■ stainless steel	227604

1006104 1006105	1530lm 3000K	


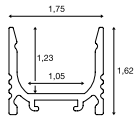


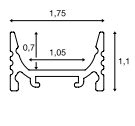


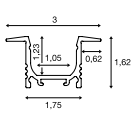


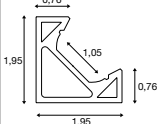


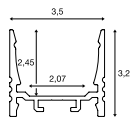


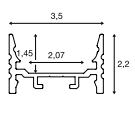


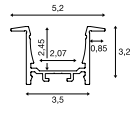


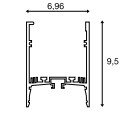


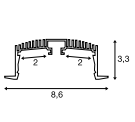

Options	Prod. no.
1530lm 3000K CRI80	
○ ■ stainless steel	1006104
1530lm 3000K CRI80	
□ ■ stainless steel	1006105

LED PROFILE

OVERVIEW






LED profile	Installation type			Cross-section	Beam angle	Page		
	Surface-mounted	Recessed	Pendant					
GRAZIA 10	Standard		✓	-	-			735
	Flat		✓	-	-			735
	Recessed		-	✓	-			735
GRAZIA 10 EDGE	Surface-mounted		✓	-	-			738
GRAZIA 20	Standard		✓	-	✓			741
	Flat		✓	-	✓			741
	Recessed		-	✓	-			742
GRAZIA 60	Surface-mounted		✓	-	-			747
	Recessed		-	✓	-			747



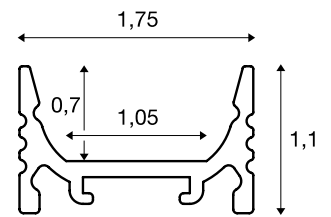
You can find suitable strips and components from page 750 and suitable accessories (mains adapters, drivers, etc.) from page 795

GRAZIA 10

SURFACE-MOUNTED AND RECESSED PROFILE



SURFACE-MOUNTED PROFILE, FLAT

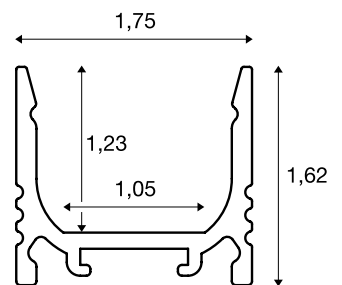



Surface-mounted, flat, aluminium, white, black

Length	Colour	Material	Prod. no.
200 cm	<input type="checkbox"/> aluminium	aluminium	1000460
	<input type="checkbox"/> white		1000461
	<input type="checkbox"/> black		1000462

Width/height: 1.75/1.1 cm, max. width LED strip: 1.0 cm, cover not included

SURFACE-MOUNTED PROFILE, STANDARD

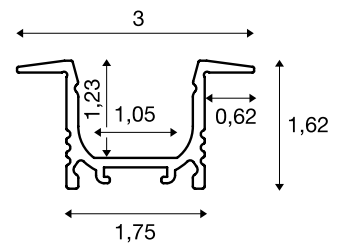


Surface-mounted, standard, aluminium, white, black

Length	Colour	Material	Prod. no.
200 cm	<input type="checkbox"/> aluminium	aluminium	1000463
	<input type="checkbox"/> white		1000464
	<input type="checkbox"/> black		1000465

Width/height: 1.75/1.62 cm, max. width LED strip: 1.0 cm, cover not included

RECESSED PROFILE



Recessed profile, anodised aluminium, white, black


Length	Colour	Material	Prod. no.
200 cm	<input type="checkbox"/> aluminium	aluminium	1000457
	<input type="checkbox"/> white		1000458
	<input type="checkbox"/> black		1000459

Width/height: 3.0/1.62 cm, max. width LED strip: 1.0 cm, cover not included


GRAZIA 10

ACCESSORIES


COVERS




flat, frosted




flat, opaque



flat, transparent



high, opaque (only suitable for surface-mounted profile)



high, frosted (only suitable for surface-mounted profile)

Length	Colour	Material	Prod. no.
200 cm	<input type="checkbox"/> flat, frosted	Plastic PC	1000466
	<input type="checkbox"/> flat, opaque	Plastic PMMA	1000468
	<input type="checkbox"/> flat, transparent	Plastic PC	1000467
	<input type="checkbox"/> flat, frosted	Plastic PMMA	1000469
	<input type="checkbox"/> high, opaque*	Plastic PC	1000470
	<input type="checkbox"/> high, frosted*	Plastic PMMA	1000471

Plastic PMMA/PC:

Profile covers made of PMMA are especially uniform.

Profile covers made of PC are break-proof and especially suitable for use in contexts requiring high resilience.

* The high covers are only suitable for GRAZIA 10 surface-mounted profiles, not for recessed profiles.

MOUNTING CLIPS



Mounting clip, not visible




Mounting clip, 45°


Description	Dimensions	Prod. no.
Mounting clip, not visible	W/H/D: 1.53/0.3/1 cm	1000487
Mounting clip, 45°	W/H/D: 1.62/1.62/1 cm	1000489

Material: stainless steel, Packaging contents: 2 pieces


END CAPS FOR SURFACE-MOUNTED PROFILE




for standard profile, flat cover




for standard profile, high cover




available colour variants



for flat profile, flat cover



for flat profile, high cover




Profile with mounted end caps

Description	Colour	visible depth	Prod. no.
End caps for flat profile, flat cover	aluminium	0.2 cm	1000475
	white		1000476
	black		1000477
End cap for flat profile, high cover	aluminium	0.2 cm	1000481
	white		1000482
	black		1000483
End caps for standard profile, flat cover	aluminium	0.2 cm	1000478
	white		1000479
	black		1000480
End caps for standard profile, high cover	aluminium	0.2 cm	1000484
	white		1000485
	black		1000486

Material: aluminium, Packaging contents: 2 pieces


END CAPS FOR RECESSED PROFILE



for recessed profile



available colour variants



Profile with mounted end caps

Description	Colour	visible depth	Prod. no.
End cap for recessed profile	aluminium	0.7 cm	1000472
	white		1000473
	black		1000474

Material: aluminium, Packaging contents: 2 pieces




Please note that when using end caps, the visible depth must be subtracted from the profile length to obtain the desired overall length.


visible depth of end caps + profile length = total length

GRAZIA 10 EDGE

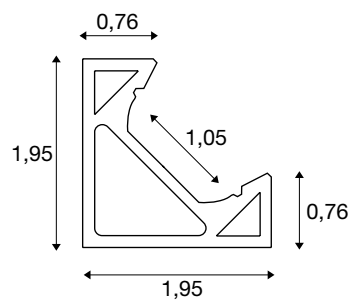
SURFACE-MOUNTED PROFILES



SURFACE-MOUNTED PROFILES



Surface-mounted, aluminium, white



Length	Colour	Material	Prod. no.
200 cm	<input type="checkbox"/> aluminium <input type="checkbox"/> white	aluminium	1004889 1004890

Aluminium, Width/height: 1.95/1.95 cm, max. width LED strip: 1.0 cm

GRAZIA 10 EDGE

ACCESSORIES

COVERS



frosted, plastic PC



transparent, plastic PC



opaque, plastic PC



Length	Colour	Material	Prod. no.
200 cm	<input type="checkbox"/> frosted	Plastic PC	1000466
	<input type="checkbox"/> transparent	Plastic PC	1000467
	<input type="checkbox"/> opaque	Plastic PMMA	1000468
	<input type="checkbox"/> frosted	Plastic PMMA	1000469

Plastic PMMA/PC:

Profile covers made of PMMA are especially uniform.

Profile covers made of PC are break-proof and especially suitable for use in contexts requiring high resilience.

END CAPS



Description	Colour	visible depth	Prod. no.
End caps	<input type="checkbox"/> aluminium	2 mm	1004893
	<input type="checkbox"/> white	2 mm	1004894

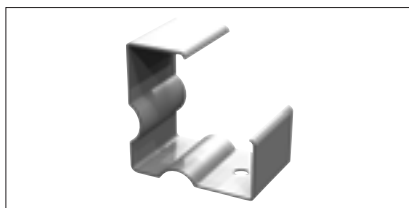
Material: aluminium, Packaging contents: 2 pieces



Please note that when using end caps, the visible depth must be subtracted from the profile length to obtain the desired overall length.

visible depth of end caps + profile length = total length

MOUNTING CLIPS

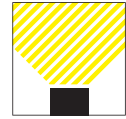


Description	Colour	Dimensions	Prod. no.
Mounting clips	<input checked="" type="checkbox"/> stainless steel	L/B/H: 2.25/15/3.25 cm	1004895


Material: steel, Packaging contents: 4 pieces

GRAZIA 20

SURFACE-MOUNTED PROFILES



can also be used as a pendant light (pendant suspension p. 745)



high-quality powder-coated aluminium surface




available colour variants: aluminium, white, black




GRAZIA 20

SURFACE-MOUNTED PROFILES

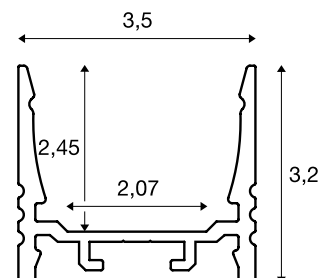
STANDARD



smooth




grooved



Description	Length	Colour	Material:	Prod. no.
Standard smooth	150 cm	<input type="checkbox"/> aluminium	aluminium	1004918
		<input type="checkbox"/> white		1004919
		<input type="checkbox"/> black		1004920
Standard smooth	300 cm	<input type="checkbox"/> aluminium		1000523
		<input type="checkbox"/> white		1000524
		<input type="checkbox"/> black		1000525
Standard grooved	300 cm	<input type="checkbox"/> aluminium	1000514	
		<input type="checkbox"/> white	1000515	
		<input type="checkbox"/> black	1000516	

Width/height: 3.5/3.2 cm, max. width LED strip: 2.0 cm, cover not included

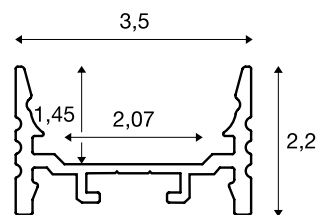
FLAT



smooth



grooved

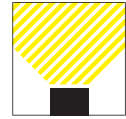


Description	Length	Colour	Material:	Prod. no.
Flat smooth	150 cm	<input type="checkbox"/> aluminium	aluminium	1004921
		<input type="checkbox"/> white		1004922
		<input type="checkbox"/> black		1004923
Flat smooth	300 cm	<input type="checkbox"/> aluminium		1000532
		<input type="checkbox"/> white		1000533
		<input type="checkbox"/> black		1000534
Flat grooved	300 cm	<input type="checkbox"/> aluminium	1000505	
		<input type="checkbox"/> white	1000506	
		<input type="checkbox"/> black	1000507	


Width/height: 3.5/2.2 cm, max. width LED strip: 2.0 cm, cover not included

GRAZIA 20

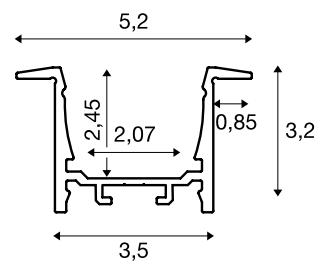
RECESSED PROFILE



RECESSED PROFILE



Recessed, aluminium, white, black




Length	Colour	Material	Prod. no.
150 cm	aluminium	aluminium	1004924
	white		1004925
	black		1004926
300 cm	aluminium		1000496
	white		1000497
	black		1000498

Width/height: 5.2/3.2 cm, max. width LED strip: 2.0 cm, cover not included


GRAZIA 20

ACCESSORIES


COVERS




flat, transparent




flat, transparent



flat, opaque



high, transparent



high, opaque

Length	Colour	Material	Prod. no.
150 cm	<input type="checkbox"/> flat, frosted	Plastic PC	1004927
	<input type="checkbox"/> flat, frosted	Plastic PMMA	1004928
	<input type="checkbox"/> flat, opaque	Plastic PMMA	1004929
	<input type="checkbox"/> high, frosted*	Plastic PC	1004930
	<input type="checkbox"/> high, frosted*	Plastic PMMA	1004931
300 cm	<input type="checkbox"/> flat, frosted	Plastic PC	1000540
	<input type="checkbox"/> flat, frosted	Plastic PMMA	1000546
	<input type="checkbox"/> flat, opaque	Plastic PMMA	1000549
	<input type="checkbox"/> high, frosted*	Plastic PMMA	1000555
	<input type="checkbox"/> high, frosted*	Plastic PC	1000552


Plastic PMMA/PC:

Profile covers made of PMMA are especially uniform.

Profile covers made of PC are break-proof and especially suitable for use in contexts requiring high resilience.

* The high covers are only suitable for GRAZIA 20 surface-mounted profiles, not for recessed profiles.

LONGITUDINAL CONNECTOR




Description	Colour	Dimensions	Prod. no.
Longitudinal connector	<input type="checkbox"/> aluminium	L/W/H: 3.8/1.4/0.4 cm	1000571

Material: aluminium, Packaging contents: 2 pieces


GRAZIA 20

ACCESSORIES


END CAPS FOR SURFACE-MOUNTED PROFILE




for standard profile, flat cover




for standard profile, high cover




available colour variants



for flat profile, flat cover



for flat profile, high cover



Profile with mounted end caps

Description	Colour	visible depth	Prod. no.
End caps for standard profile, flat cover	aluminium	0.25 cm	1000565
	white		1000566
	black		1000567
End caps for standard profile, high cover	aluminium	0.25 cm	1000568
	white		1000569
	black		1000570
End caps for flat profile, flat cover	aluminium	0.25 cm	1000559
	white		1000560
	black		1000561
End cap for flat profile, high cover	aluminium	0.25 cm	1000562
	white		1000563
	black		1000564

Material: aluminium, Packaging contents: 2 pieces

i Please note that when using end caps, the visible depth must be subtracted from the profile length to obtain the desired overall length.

$$\text{visible depth of end caps} + \text{profile length} = \text{total length}$$


END CAPS FOR RECESSED PROFILE



for recessed profile



available colour variants



Profile with mounted end caps

Description	Colour	visible depth	Prod. no.
End cap for recessed profile	aluminium	0.085 cm	1000556
	white	0.085 cm	1000557
	black	0.085 cm	1000558

Material: aluminium, Packaging contents: 2 pieces

i Please note that when using end caps, the visible depth must be subtracted from the profile length to obtain the desired overall length.

$$\text{visible depth of end caps} + \text{profile length} = \text{total length}$$

PENDANT SUSPENSION



Pendant suspension (only for surface-mounted profile)


Description	Dimensions	Prod. no.
Pendant suspension*	Pendant L: 200 cm	1000535

Material: stainless steel, Packaging contents: 2 pieces


* The pendant suspension is only suitable for the surface-mounted profile.

MOUNTING CLIPS

NEW VARIANT



Mounting clip, not visible



Mounting clip, visible (only for grooved surface-mounted profile)



Mounting clip for drywall ceiling

Description	Dimensions	Prod. no.
Mounting clip, not visible	L/W/H: 2.82/1.2/1.4 cm	1000536
Mounting clip, visible*	L/W/H: 3.65/6.2/1.5 cm	1000537
Mounting clip	L/W/H: 5.5/1.1/2.3 cm	1004932 ■


Material: stainless steel, Packaging contents: 2 pieces

The visible mounting clip is only suitable for the **GRAZIA 20 Standard, grooved profile and the **GRAZIA 20 Flat, grooved** profile.

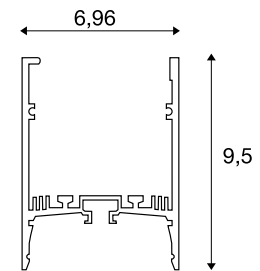



GRAZIA 60

SURFACE-MOUNTED AND RECESSED PROFILE



SURFACE-MOUNTED PROFILE

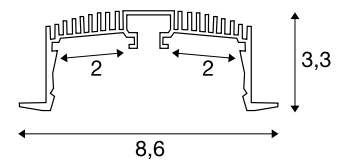



Surface-mounted profile, black, white

Length	Colour	Material	Prod. no.
150 cm	■ black	aluminium	1004896
	□ white		1004897
300 cm	■ black		1004898
	□ white		1004899

Width/height: 7/9.5 cm, max. width LED strip: 2.0 cm, cover not included

RECESSED PROFILE



Recessed profile, black, white

Length	Colour	Material	Prod. no.
150 cm	■ black	aluminium	1004905
	□ white		1004906
300 cm	■ black		1004907
	□ white		1004908

Width/height: 8.5/3.3 cm, max. width LED strip: 2.0 cm, cover not included

GRAZIA 60

ACCESSORIES

COVERS



black, aluminium, 150 cm



white, aluminium, 150 cm



frosted, plastic PC, 150 cm



frosted, plastic PMMA, 150 cm



frosted, plastic PC, 300 cm



frosted, plastic PC, 300 cm

Length	Colour	Material	Prod. no.
150 cm	<input checked="" type="checkbox"/> black	aluminium	1004912
	<input type="checkbox"/> white	aluminium	1004913
	<input type="checkbox"/> frosted	Plastic PC	1004914
	<input type="checkbox"/> frosted	Plastic PMMA	1004916
300 cm	<input type="checkbox"/> frosted	Plastic PC	1004915
	<input type="checkbox"/> frosted	Plastic PMMA	1004917

Plastic PMMA/PC:


Profile covers made of PMMA are especially uniform.

Profile covers made of PC are break-proof and especially suitable for use in contexts requiring high resilience.

END CAPS



for surface-mounted profile



for recessed profile

Description	Colour	visible depth	Prod. no.
End cap for surface-mounted profile	<input checked="" type="checkbox"/> black	0.085 cm	1004900
	<input type="checkbox"/> white	0.085 cm	1004901
End cap for recessed profile	<input checked="" type="checkbox"/> black	0.085 cm	1004909
	<input type="checkbox"/> white	0.085 cm	1004910

Material: aluminium, Packaging contents: 2 pieces




Please note that when using end caps, the visible depth must be subtracted from the profile length to obtain the desired overall length.

visible depth of end caps + profile length = total length

GRAZIA 60

ACCESSORIES

CEILING MOUNTING PROFILE FOR SURFACE MOUNTED PROFILE



Description	Colour	Dimensions	Prod. no.
Mounting accessories	■ black	L/W/H: 150/7/9.5 cm	1004902

Material: aluminium, Packaging contents: 1 piece


LONGITUDINAL CONNECTOR



Description	Colour	Dimensions	Prod. no.
Longitudinal connector	□ aluminium	L/W/H: 8/4.2/1 cm	1004903

Material: aluminium, Packaging contents: 2 pieces


FEED-IN



Description	Colour	Dimensions	Prod. no.
Feed-in	□ aluminium	L/W/H: 8/4.2/2.4 cm	1004904

Material: aluminium, Packaging contents: 1 piece

MOUNTING CLIP FOR RECESSED PROFILE



Description	Colour	Dimensions	Prod. no.
Mounting clip	■ chrome	L/W/H: 13/17/4 cm	1004911

Material: steel, Packaging contents: 2 pieces

LINING UP TO IMPRESS

LED STRIPS FOR A SPECIAL ATMOSPHERE.

Would you like to add a touch of variation? LED strips are modern and unusual design features that give rooms a special atmosphere. The long lights in various colour variants also really look the part when used as guidance lighting.

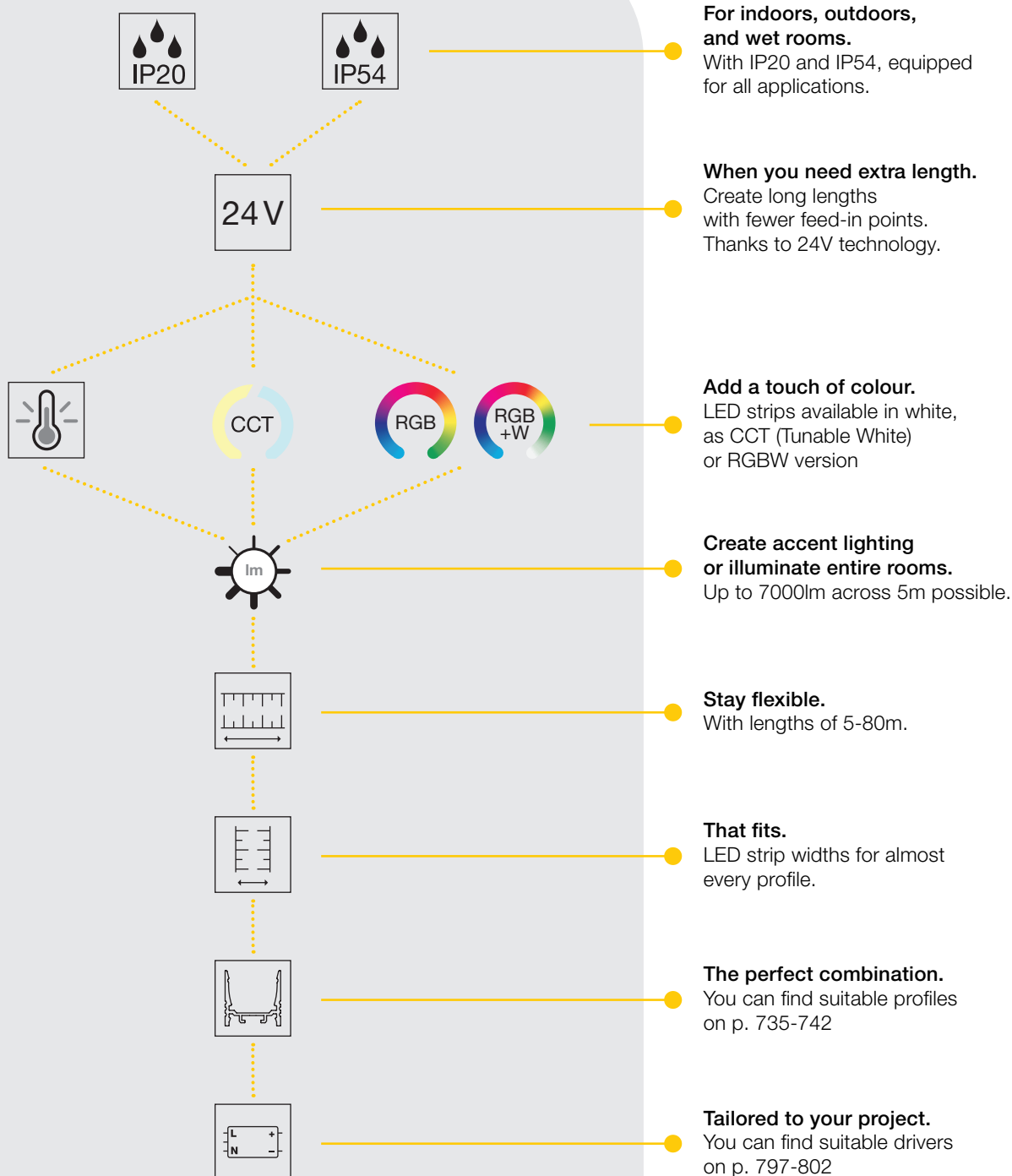




1004709 754

WHICH LED STRIP DO I NEED?


LED strips and profiles for your project.
Everything at a glance.



									LED strips	Profile
20	✓	2700-4000K	-	-	3500-3750lm	5 m	1 cm	GRAZIA FLEXSTRIP LED, 24V P. 754	GRAZIA 10 P. 735 GRAZIA 10 EDGE From P. 738	
20	✓	2700-4000K	-	-	6500-7000lm	5 m	1 cm	GRAZIA PRO FLEXSTRIP, 24V P. 755	GRAZIA 10 P. 735 GRAZIA 10 EDGE From P. 738	
20	✓	2700-6500K	-	-	8500-9100K	5 m	1 cm	GRAZIA PRO FLEXSTRIP, 24V P. 756	GRAZIA 10 P. 735 GRAZIA 10 EDGE From P. 738	
20	✓	3000-4000K	-	-	12500-13000lm	5 m	2 cm	GRAZIA PRO MAX FLEXSTRIP, 24V P. 757	GRAZIA 20 surface-mounted P. 741 GRAZIA 20 Recessed P. 742	
20	✓	3000-4000K	-	-	20000-21400lm	5 m	2 cm	GRAZIA PRO MAX FLEXSTRIP, 24V P. 758	GRAZIA 20 surface-mounted P. 741 GRAZIA 20 Recessed P. 742	
20	✓	2700-6500K	✓	-	3400-3700lm	5 m	1 cm	GRAZIA PRO FLEXSTRIP, Tunable white, 24V P. 759	GRAZIA 10 P. 735 GRAZIA 10 EDGE From P. 738	
20	✓	3000 K	-	✓	2050-2500lm	5 m	2 cm	GRAZIA PRO FLEXSTRIP, RGBW, 24V P. 760	GRAZIA 20 surface-mounted P. 741 GRAZIA 20 Recessed P. 742	
54	✓	2700-4000K	-	-	3350-3600lm	5 m	2 cm	GRAZIA IP FLEXSTRIP, 24V P. 761	GRAZIA 20 surface-mounted P. 741 GRAZIA 20 Recessed P. 742	
54	✓	2700-6500K	-	-	3210-3500lm	5 m	2 cm	GRAZIA IP FLEXSTRIP, Tunable white, 24V P. 762	GRAZIA 20 surface-mounted P. 741 GRAZIA 20 Recessed P. 742	
54	✓	3000 K	-	✓	1940-2350lm	5 m	2 cm	GRAZIA IP FLEXSTRIP, RGBW, 24V P. 763	GRAZIA 20 surface-mounted P. 741 GRAZIA 20 Recessed P. 742	

GRAZIA FLEXSTRIP LED

24V



GRAZIA FLEXSTRIP LED, 24V



LEDs per metre: 70
 Width: 1 cm
 Height: 0.12 cm
 LED gap: 1.4 cm
 Can be separated every: 10 cm
 IP code: IP 20
 Feed cable on both sides

Colour temperature (K)	Luminous flux (lm)	Wattage	Colour rendering index (CRI)	Colour consistency (SDMC)	Length (cm)	Prod. no.
2700	3500	44W	90	3	500	1004708
3000	3500					1004709
4000	3750					1004710

In order to obtain a consistent light output from a length of 3 m, we recommend feeding the strips on both sides.
 From a length of 5 m, a new feed-in must be provided.



Options	Max. current load	Material	Length (cm)	Width (cm)	Height (cm)	Prod. no.
<input type="checkbox"/> LED power supply	60W	Polycarbonate (PC)	18	4,5	2,7	1005383

i To ensure heat dissipation, the LED strips must be glued into an aluminium profile.
 Reverse of the LED strip with adhesive tape.

GRAZIA PRO FLEXSTRIP

24V



GRAZIA PRO FLEXSTRIP, 24V



LEDs per metre: 126
 Width: 1 cm
 Height: 0.12 cm
 LED gap: 0.8 cm
 Can be separated every 5.6 cm
 IP code: IP 20
 Feed cable on both sides

Colour temperature (K)	Luminous flux (lm)	Wattage	Colour rendering index (CRI)	Colour consistency (SDMC)	Length (cm)	Prod. no.
2700	6500	73W	90	3	500	1004712
3000	6500					1004713
4000	7000					1004714

In order to obtain a consistent light output from a length of 3 m, we recommend feeding the strips on both sides. From a length of 5 m, a new feed-in must be provided.



Options	Max. current load	Material	Length (cm)	Width (cm)	Height (cm)	Prod. no.
■ LED power supply	100W	Polycarbonate (PC)	18,2	8,8	3,5	470500
■ LED power supply PHASE	100W	Polycarbonate (PC)	21	6,7	3,4	1003105
□ LED power supply DALI	100W	Polycarbonate (PC)	34,7	4	2,2	1004776

i To ensure heat dissipation, the LED strips must be glued into an aluminium profile. Reverse of the LED strip with adhesive tape.

GRAZIA PRO FLEXSTRIP

24V



GRAZIA PRO FLEXSTRIP, 24V



LEDs per metre: 168
 Width: 1 cm
 Height: 0.12 cm
 LED gap: 0.6 cm
 Can be separated every 4.2 cm
 IP code: IP 20
 Feed cable on both sides

Colour temperature (K)	Luminous flux (lm)	Wattage	Colour rendering index (CRI)	Colour consistency (SDMC)	Length (cm)	Prod. no.
2700	8500	91W	90	3	500	1004716
3000	8500					1004717
4000	9100					1004718
6500	9100					1004719

In order to obtain a consistent light output from a length of 3 m, we recommend feeding the strips on both sides.
 From a length of 5 m, a new feed-in must be provided.



Options	Max. current load	Material	Length (cm)	Width (cm)	Height (cm)	Prod. no.
■ LED power supply	100W	Polycarbonate (PC)	18,2	8,8	3,5	470500
■ LED power supply PHASE	100W	Polycarbonate (PC)	21	6,7	3,4	1003105
□ LED power supply DALI	100W	Polycarbonate (PC)	34,7	4	2,2	1004776

i To ensure heat dissipation, the LED strips must be glued into an aluminium profile.
 Reverse of the LED strip with adhesive tape.

GRAZIA PRO MAX FLEXSTRIP

24V



GRAZIA PRO MAX FLEXSTRIP, 24V



LEDs per metre: 196
 Width: 2 cm
 Height: 0.15 cm
 LED gap: 0.5 cm
 Can be separated every 3.6 cm
 IP code: IP 20
 Feed cable on both sides

Colour temperature (K)	Luminous flux (lm)	Wattage	Colour rendering index (CRI)	Colour consistency (SDMC)	Length (cm)	Prod. no.
3000	12500	126W	90	3	500	1004720
4000	13000					1004721

In order to obtain a consistent light output from a length of 3 m, we recommend feeding the strips on both sides.
 From a length of 5 m, a new feed-in must be provided.



Options	Max. current load	Material	Length (cm)	Width (cm)	Height (cm)	Prod. no.
<input checked="" type="checkbox"/> LED power supply	150W	Polycarbonate (PC)	20,7	11	4,5	470549
<input type="checkbox"/> DALI Controller	120W	Polycarbonate (PC)	11,6	4,2	1,8	1003106
<input type="checkbox"/> LED power supply DALI	200W	Polycarbonate (PC)	42,5	4,8	2,5	1004777

i To ensure heat dissipation, the LED strips must be glued into an aluminium profile.
 Reverse of the LED strip with adhesive tape.

GRAZIA PRO MAX FLEXSTRIP

24V



GRAZIA PRO MAX FLEXSTRIP, 24V




LEDs per metre: 196
 Width: 2 cm
 Height: 0.15 cm
 LED gap: 1 cm
 Can be separated every 7.1 cm
 IP code: IP 20
 Feed cable on both sides

Colour temperature (K)	Luminous flux (lm)	Wattage	Colour rendering index (CRI)	Colour consistency (SDMC)	Length (cm)	Prod. no.
3000	20000	193W	90	3	500	1004722
4000	21400					1004723

In order to obtain a consistent light output from a length of 3 m, we recommend feeding the strips on both sides. From a length of 5 m, a new feed-in must be provided.



Options	Max. current load	Material	Length (cm)	Width (cm)	Height (cm)	Prod. no.
<input checked="" type="checkbox"/> LED power supply	150W	Polycarbonate (PC)	20,7	11	4,5	470549
<input type="checkbox"/> DALI Controller	120W	Polycarbonate (PC)	11,6	4,2	1,8	1003106
<input type="checkbox"/> LED power supply DALI	200W	Polycarbonate (PC)	42,5	4,8	2,5	1004777


 To ensure heat dissipation, the LED strips must be glued into an aluminium profile. Reverse of the LED strip with adhesive tape.

GRAZIA PRO FLEXSTRIP

TUNABLE WHITE, 24V



GRAZIA PRO FLEXSTRIP, TUNABLE WHITE, 24V



LEDs per metre: 224
 Width: 1 cm
 Height: 0.12 cm
 LED gap: 0.9 cm
 Can be separated every 6.3 cm
 IP code: IP 20
 Feed cable on both sides

Colour temperature (K)	Luminous flux (lm)	Wattage	Colour rendering index (CRI)	Colour consistency (SDMC)	Length (cm)	Prod. no.
2700-6500	3400-3700	80W	90	6	500	1004725

In order to obtain a consistent light output from a length of 3 m, we recommend feeding the strips on both sides. From a length of 5 m, a new feed-in must be provided.



Options	Max. current load	Material	Length (cm)	Width (cm)	Height (cm)	Prod. no.
<input type="checkbox"/> LED power supply DALI, 24V, 2-channel	60W	Polycarbonate (PC)	20,2	5,8	3	1006133
<input type="checkbox"/> LED power supply DALI, 24V, 2-channel	100W	Polycarbonate (PC)	34,7	4	2,2	1006134

i To ensure heat dissipation, the LED strips must be glued into an aluminium profile. Reverse of the LED strip with adhesive tape.

GRAZIA PRO FLEXSTRIP

RGBW, 24V



GRAZIA PRO FLEXSTRIP, RGBW, 24V



LEDs per metre: 70
 Width: 1.2 cm
 Height: 0.22 cm
 LED gap: 1.4 cm
 Can be separated every: 10 cm
 IP code: IP 20
 Feed cable on both sides

Colour temperature (K)	Luminous flux (lm)	Wattage	Colour rendering index (CRI)	Colour consistency (SDMC)	Length (cm)	Prod. no.
RGB	2500	60				
W 3000	2050	27	>90	6SDCM	500	1004727

In order to obtain a consistent light output from a length of 3 m, we recommend feeding the strips on both sides. From a length of 5 m, a new feed-in must be provided.



Options	Max. current load	Material	Length (cm)	Width (cm)	Height (cm)	Prod. no.
LED power supply	150W	Polycarbonate (PC)	20.7	11	4.5	470549

i To ensure heat dissipation, the LED strips must be glued into an aluminium profile. Reverse of the LED strip with adhesive tape.

GRAZIA IP FLEXSTRIP

24V



GRAZIA IP FLEXSTRIP, 24V



LEDs per metre: 70
 Width: 1.2 cm
 Height: 0.4 cm
 LED gap: 1.4 cm
 Can be separated every: 10 cm
 IP code: IP 54
 Feed cable on both sides

Colour temperature (K)	Luminous flux (lm)	Wattage	Colour rendering index (CRI)	Colour consistency (SDMC)	Length (cm)	Prod. no.
2700	3350	44W	90	4	502	1004734
3000	3350					1004735
4000	3600					1004736

Incl. 2 end caps and fittings

In order to obtain a consistent light output from a length of 3 m, we recommend feeding the strips on both sides. From a length of 5 m, a new feed-in must be provided.



Options	Max. current load	Material	Length (cm)	Width (cm)	Height (cm)	Prod. no.
■ LED power supply	150W	Polycarbonate (PC)	23.4	11.4	4.9	470548
□ LED power supply	200W	Polycarbonate (PC)	34.7	4	2.2	1004776

i To ensure heat dissipation, the LED strips must be glued into an aluminium profile. Reverse of the LED strip with adhesive tape.

GRAZIA IP FLEXSTRIP

TUNABLE WHITE, 24V



GRAZIA IP FLEXSTRIP, TUNABLE WHITE, 24V



LEDs per metre: 224
 Width: 1.2 cm
 Height: 0.4 cm
 LED gap: 0.9 cm
 Can be separated every 6.3 cm
 IP code: IP 54
 Feed cable on both sides

Colour temperature (K)	Luminous flux (lm)	Wattage	Colour rendering index (CRI)	Colour consistency (SDMC)	Length (cm)	Prod. no.
2700-6500	3210-3500	80W	90	4	502	1004726

Incl. 2 end caps and fittings

In order to obtain a consistent light output from a length of 3 m, we recommend feeding the strips on both sides.
 From a length of 5 m, a new feed-in must be provided.



Options	Max. current load	Material	Length (cm)	Width (cm)	Height (cm)	Prod. no.
<input checked="" type="checkbox"/> LED power supply	150W	Polycarbonate (PC)	23,4	11,4	4,9	470548
<input type="checkbox"/> LED power supply DALI, 24V, 2-channel	60W	Polycarbonate (PC)	20,2	5,8	3	1006133
<input type="checkbox"/> LED power supply DALI, 24V, 2-channel	100W	Polycarbonate (PC)	34,7	4	2,2	1006134



To ensure heat dissipation, the LED strips must be glued into an aluminium profile.
 Reverse of the LED strip with adhesive tape.

GRAZIA IP FLEXSTRIP

RGBW, 24V



GRAZIA IP FLEXSTRIP, RGBW, 24V



LEDs per metre: 70
 Width: 1.4 cm
 Height: 0.46 cm
 LED gap: 1.4 cm
 Can be separated every: 10 cm
 IP code: IP 54
 Feed cable on both sides

Colour temperature (K)	Luminous flux (lm)	Wattage	Colour rendering index (CRI)	Colour consistency (SDMC)	Length (cm)	Prod. no.
RGB	2350	60				
W 3000K	1940	27	>90	6SDCM	500	1004737



Incl. 2 end caps and fittings

In order to obtain a consistent light output from a length of 3 m, we recommend feeding the strips on both sides. From a length of 5 m, a new feed-in must be provided.



Options	Max. current load	Material	Length (cm)	Width (cm)	Height (cm)	Prod. no.
■ LED power supply	150W	Polycarbonate (PC)	23.4	11.4	4.9	470548

i To ensure heat dissipation, the LED strips must be glued into an aluminium profile. Reverse of the LED strip with adhesive tape.





DISCOVER DALI, AND NETWORK YOUR LIGHTING


Familiarise yourself with the protocol that makes it possible to easily install, manage and communicate with individual lights and lighting installations.

Already familiar with the terms smart home or smart building? Do you want to install flexible lighting scenarios and sequences? Unveiling DALI and suitable SLV products: the Digital Adressable Lighting Interface (DALI) simplifies digital communication between electronic ballasts, transformers and corresponding actuators: flexible light management for modern buildings combined with typical SLV light diversity.

- Flexible and intelligent light management.
- Centrally controlled with other building systems.
- Easy to install, universal use.

The basis for intelligent lighting.


DALI - an excellent basis for flexible and intelligent light management in modern buildings. With DALI 2.0, it is now also possible to integrate sensors into the network. These can independently access the bus, communicate with a master controller, lighting controllers or other sensor controls and control the lights.




SAFELY COMBINABLE: SLV, DALI AND SCHNEIDER ELECTRIC PRODUCTS.

Working in close collaboration with Schneider Electric, we offer a tailored and easily installable solution. You benefit from SLV DALI lights, which largely already support DALI 2.0. Extensive testing guarantees compatibility between the KNX DALI Gateway of Schneider Electric and SLV DALI products.

This means you can easily and seamlessly integrate all SLV DALI lights into a streamlined building management system via the Schneider Electric Gateway. The newly introduced NUMINOS® lighting system along with our MEDO family offer an excellent choice of combinations and applications. Discover more about SLV lighting that can be networked with DALI on the following pages.





Lights	Page	DALI Version	Compatible with Schneider Electric KNX/Dali Gateway
NUMINOS®, 3-circuit	62-71		
NUMINOS® CW	72-79		
NUMINOS® CL	80-87		
NUMINOS® PD	88-95		
ONE 60/80/TRIPLE PD	119,120		
ONE 60/80/DOUBLE PD UP/DOWN	122,123		
ONE 40 WL	294		
ONE 40 TRACK 3-circuit	443		
WORKLIGHT PD DALI	146		
MEDO 30/40/60 AMBIENT CW	260-261		
MEDO 60 CL, square	261		
MEDO RING 60 PD	129		
MEDO 90 AMBIENT CL	261		
FERA 25 CL	284		
I-PENDANT PRO PD	140		
LIPSY® 40/50 CW Drum	330		
PANEL 60 CL round	263		
PANEL CL 1200x300mm	263		
PANEL 60 PD round	141		
PARA FLAC PD/CL	179		
Q-LINE® PD single	145		
SIGHT TRACK 3-circuit	440		
SIGHT MOVE 3-circuit	441		

DALI. TECHNICALLY LIT.

All lighting components must feature a DALI interface. This allows up to 64 addresses, 16 groups and 16 scenes to be centrally managed. The status of a light or lighting control device is displayed and set using bi-directional data exchange via a DALI control device.

- The voltage ranges from 9.5 to 22.5V
- The system voltage is a maximum of 250 mA
- The data transmission rate is 1,200 baud
- DALI is optionally expandable

Heating appliances, air-conditioning units, blind systems and much more - if the 64 available addresses are not enough and additional building system components need to be centrally managed along with the lighting, that's no problem: DALI-based applications can be networked via a Gateway throughout different rooms and higher-level controls. A KNX system such as the new Schneider Electric KNX/DALI Gateway is typically used.



All DALI-compatible products are marked in the BIG WHITE® '22 with a symbol.





NUMINOS®
ZOOM M,
3-circuit
Product no.
1006117
Page 71

Our NUMINOS® Down and Spotlight System can be found on pages 14 to 95, with compatible DALI LED drivers on pages 58 to 60.

Or simply configure your system online at:
www.numinos.slv.com

A LIGHTING SYSTEM. FOR EVERY SCENARIO.

And optimally connected with DALI 2.0. This means that the lights in the SLV NUMINOS® Down and Spotlight System can be perfectly integrated anywhere that is in need of adjustable lighting. Whether as accent lighting or to illuminate sales areas, in gastronomy, or in offices.

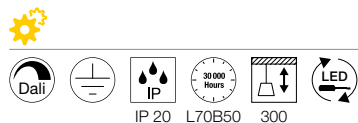
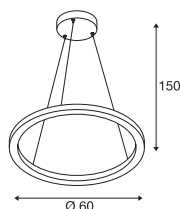
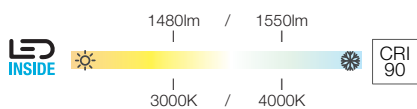



NUMINOS®
GIMBLE M, DL
Product no.
1005953
Page 53



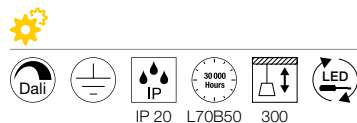
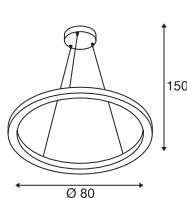
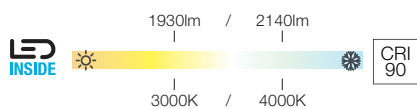
NUMINOS® XL
3-circuit
Product no.
1005796
Page 69

ONE 60 PD, DALI



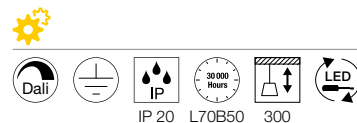
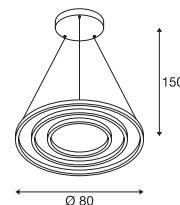
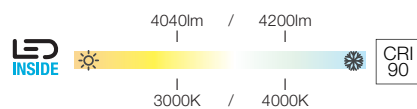
220-240V ~50/60Hz | 600mA
Total wattage: 24W
Material: aluminium/steel

ONE 80 PD, DALI



220-240V ~50/60Hz | 800mA
Total wattage: 32W
Material: aluminium/steel

ONE TRIPLE PD, DALI



220-240 V ~50/60 Hz | 1700 mA
Total wattage: 64W
Material: aluminium/steel

1002909, 1002910	1480/1550lm 3000/4000K	

Options	Prod. no.
1480/1550lm 3000/4000K CRI90	
■ black	1002909
1480/1550lm 3000/4000K CRI90	
□ white	1002910

1002911, 1002912	1930/2140lm 3000/4000K	

Options	Prod. no.
1930/2140lm 3000/4000K CRI90	
■ black	1002911
1930/2140lm 3000/4000K CRI90	
□ white	1002912

1002913, 1002914	4040/4200lm 3000/4000K	

Options	Prod. no.
4040/4200lm 3000/4000K CRI90	
■ black	1002913
4040/4200lm 3000/4000K CRI90	
□ white	1002914

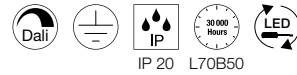
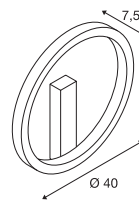
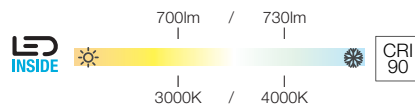


1002913 770



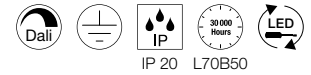
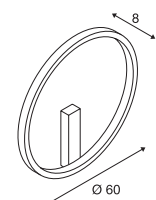
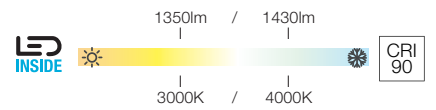
1002915 771

ONE 40
CW, DALI



220-240V ~50/60Hz | 350mA
Total wattage: 14W
Material: aluminium/steel

ONE 60
WL, DALI



220-240V ~50/60Hz | 600mA
Total wattage: 24W
Material: aluminium/steel



1002915, 1002917	700/730lm 3000/4000K	

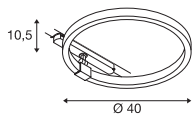
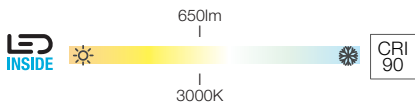
Options	Prod. no.
700/730lm 3000/4000K CRI90 Diameter: 40 cm	
■ black	1002915
700/730lm 3000/4000K CRI90 Diameter: 40 cm	
□ white	1002917



1002918, 1002919	1350/1430lm 3000/4000K	

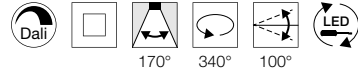
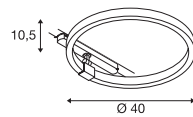
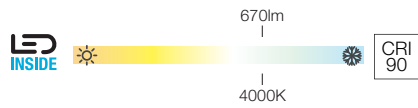
Options	Prod. no.
1350/1430lm 3000/4000K CRI90 Diameter: 60 cm	
■ black	1002918
1350/1430lm 3000/4000K CRI90 Diameter: 60 cm	
□ white	1002919

ONE 40 TRACK
3Ph., DALI



220-240V ~50/60Hz | 350mA
Total wattage: 15.2W
Material: aluminium

ONE 40 TRACK
3Ph., DALI



220-240V ~50/60Hz | 350mA
Total wattage: 15.2W
Material: aluminium




1004769, 1004770	650lm 3000K	



1004771, 1004772	670lm 4000K	

Options	Prod. no.
650lm 3000K CRI90	
■ black	1004769
650lm 3000K CRI90	
□ white	1004770

Options	Prod. no.
670lm 4000K CRI90	
■ black	1004771
670lm 4000K CRI90	
□ white	1004772



1004770 772



1004771 772

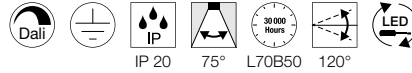
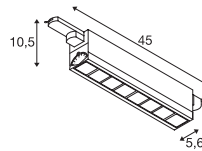
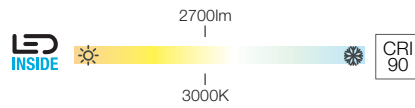



1004691 773



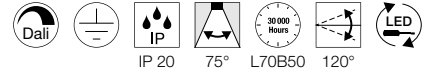
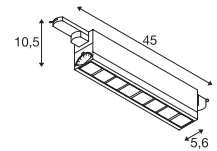
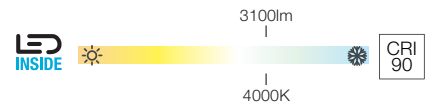
1004690 773

SIGHT MOVE
3Ph., DALI



220-240V ~50/60Hz | 350mA
Total wattage: 26W
Material: aluminium/poly (methyl methacrylate)
(PMMA)

SIGHT MOVE
3Ph., DALI



220-240V ~50/60Hz | 350mA
Total wattage: 26W
Material: aluminium/poly (methyl methacrylate)
(PMMA)



1004690, 1004691	2700lm 3000K	

Options	Prod. no.
2700lm 3000K CRI90	
■ black	1004690
2700lm 3000K CRI90	
□ white	1004691

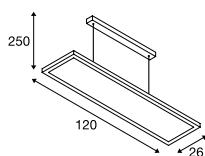
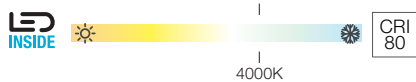


1004692, 1004693	3100lm 4000K	

Options	Prod. no.
3100lm 4000K CRI90	
■ black	1004692
3100lm 4000K CRI90	
□ white	1004693

WORKLIGHT
PD, DALI

NEW



200-240V ~50/60Hz | 1500mA
 Total wattage: 57W
 Material: aluminium

1005395 774



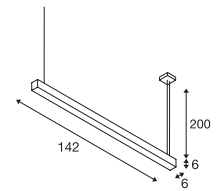
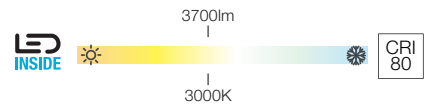
Up	2000lm 4000K	
Down	3000lm 4000K	

Options	Prod. no.
Up: 2000lm 4000K CRI80 Down: 3000lm 4000K CRI80	
■ black	1005395 ■
Up: 2000lm 4000K CRI80 Down: 3000lm 4000K CRI80	
□ white	1005396 ■



1001309 775

Q-LINE®
PD, DALI, single



220-240V ~50/60Hz | 700mA
Total wattage: 47W
Material: aluminium/acrylic



















1001309, 1001310	3700lm 3000K	

Options	Prod. no.
3700lm 3000K CRI80	
■ black	1001309
3700lm 3000K CRI80	
□ white	1001310

MEDO LUMINAIRE FAMILY.

CEILING OR PENDANT LIGHTS.

	MEDO 30 AMBIENT CW, DALI	MEDO 40 AMBIENT CW, DALI	MEDO 60 AMBIENT CW, DALI	MEDO 90 AMBIENT CL, DALI	MEDO 60 CL, square, DALI
Example					
Lamp					
Size	Ø: 30 cm	Ø: 40 cm	Ø: 60 cm	Ø: 90 cm	W L: 60cm
Light strength	Down: 1230/1280lm Up: 20lm	Down: 2750/2900lm Up: 50lm	Down: 4350/4750lm Up: 120lm	Down: 9500/10100lm Up: 125lm	3300 lm
UGR	25	25	25	25	22
Dimmable					
Suspension kit	1.5 m 5 m	1.5 m 5 m	1.5 m 5 m	1.5 m 5 m	1.5 m 5 m





DALI INTERFACE
1-10V + on/off



220-240V ~50/60Hz
L: 5.85 cm W: 3.25 cm H: 1.5 cm
Material: plastic

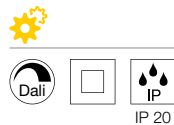
- Suitable for controlling electronic ballasts with 1-10V control input
- Galvanic isolation of DALI input and 1-10V output

Wattage up to 1000W

Options	Prod. no.
■ grey	1002218

Manufacturer:
LUNATONE Industrielle Elektronik GmbH

DALI UNIVERSAL DIMMER
3-25W



220-240V ~50/60Hz
L: 5.85 cm W: 3.25 cm H: 1.5 cm
Material: plastic

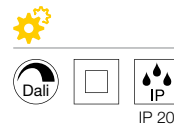
- Suitable for R, L, and C thanks to automatic load detection. DALI power consumption: 6mA

Wattage of 3W
Wattage up to 25W

Options	Prod. no.
■ grey	1002220

Manufacturer:
LUNATONE Industrielle Elektronik GmbH

DALI UNIVERSAL DIMMER
10-300W



220-240V ~50/60Hz
L: 12.02 cm W: 3.02 cm H: 2.16 cm
Material: plastic

- Suitable for R, L, and C thanks to automatic load detection. DALI power consumption: 6mA

Wattage of 10W
Wattage up to 300W

Options	Prod. no.
■ grey	1002221

Manufacturer:
LUNATONE Industrielle Elektronik GmbH





SIMPLE. COMPATIBLE. SMART.

ZigBee® 3.0: the smart wireless system.

Dimmers, changing colours, lighting moods at the push of a button: it's not only lighting systems that are based on the standard ZigBee® 3.0. The wireless standard is versatile, with minimum energy consumption and is easy to install, making it suitable for anyone who wants to easily network lights without having to deal with complicated technology. A theoretical range of up to 100 metres is possible for all types of living areas, houses and commercial buildings.

The SLV VALETO® SMART LIGHT SYSTEM

The intelligent lighting solution for homes, hotels, restaurants and shops. Thanks to the ZigBee® 3.0 standard, you can enjoy compatibility with various common smart home systems:

Schneider Electric | Philips Hue | Amazon Alexa | and much more

It is easily managed via remote control, app or Amazon Alexa. The SLV VALETO® SMART LIGHT SYSTEM is of course easy to integrate into existing electrical installations.

Highly compatible.

Tested with Schneider Electric products.

With the VALETO® SMART LIGHT SYSTEM, SLV offers a variety of system-compatible lighting management based on the ZigBee® 3.0 standard.

Schneider Electric PlusLink products, which support switch actuators, dimmers, blinds, motion sensors and 1-10V DALI interfaces, are easily integrated into the system.

This enables seamless integration of the switch design with various switch programmes. You can also look forward to many other application solutions as part of our future collaboration with Schneider Electric.



Scalable:

Installations with up to 200 lights can be realised with the SLV VALETO® Gateway.



Integrable:

SLV VALETO® is, thanks to the ZigBee® 3.0 standard, compatible with other manufacturers' products and systems.



Controllable:

Easy to control via app, remote control or voice assistance systems.



Coverage:

By integrating an own mesh network, SLV VALETO® products can also be controlled from large distances.*



Secure:

The Gateway only stores your data locally, never in the cloud.

*Excluding battery-operated devices.

SIMPLE.

The ideal starting point for smart lighting management: simply couple our SLV VALETO® remote controls (e.g.: 1002994) with the SLV VALETO® lights (e.g.: 1001917) and see how easy smart can be.



ADVANCE.

Would you like something more?

The choice is yours when it comes to the SLV VALETO® SMART LIGHT SYSTEM: manage your home lighting using our SLV VALETO® remote control (1002994), or an app on your smartphone via our SLV VALETO® Gateway (1002411).

There are no limits when it comes to managing your smart lighting thanks to the latest ZigBee standard (ZigBee® 3.0).





PROFESSIONAL.

Major plans?

Easily integrate more than 150 smart products into a smart lighting management with our SLV VALETO® SMART LIGHT SYSTEM. Simply manage your lighting at any time, using any device, and perfectly showcase your projects.

MORE COMFORT AND SECURITY

The perfect solution for wireless control and monitoring of individual lights, specific rooms or the entire home.

SLV VALETO® App

Download on the App Store

GET IT ON Google Play

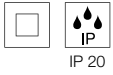
SLV VALETO® Gateway



COMMUNICATION.

The SLV VALETO® Gateway is at the heart of the smart lighting system

SLV VALETO® Gateway



220-240V ~50/60Hz
Operating voltage: 5V DC
Wattage: <1W
L: 10.6 cm W: 10.6 cm H: 2.6 cm
Material: aluminium/plastic

ZigBee® 3.0 certified product. A router connection via a LAN cable is required to manage the Gateway.

Scope of delivery

SLV VALETO® Gateway
Steckernetzteil 5V, 1A
Network cable, CAT6, 2m, black



INTEGRABLE



GERMAN ENGINEERING



BANDWIDTH



SECURE

Options	Prod. no.
aluminium/black	1002411



All ZIGBEE-compatible products are marked in the BIG WHITE® '22 with a symbol.





CONTROL.

SLV VALETO® Remote control, CCT/TGBW



IP 20

Voltage: 3V battery operation
L: 6.5 cm W: 6.5 cm H: 1.95 cm
Material: plastic PC

The SLV VALETO® CCT/RGBW remote control can manage up to 20 ZigBee® devices in three groups. CCT and RGBW settings available.

Options	Prod. no.
<input type="checkbox"/> white	1002994



CONTROL UNIT.

SLV VALETO® Recessed wall dimmer



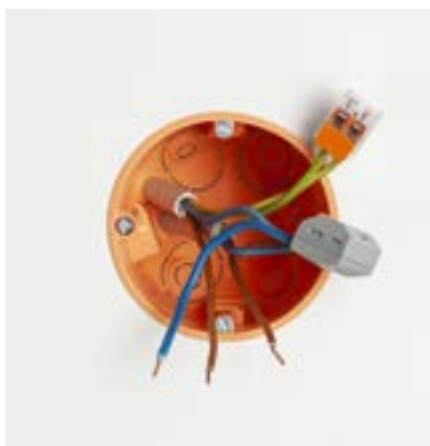
IP 20

220-240V ~50/60Hz
Wattage: max. 200W
L: 4.5 cm W: 4.5 cm H: 2.2 cm
Material: plastic PC

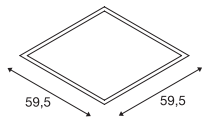
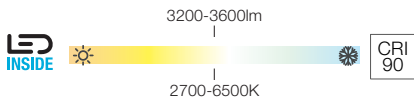
Controllable with SLV VALETO® CCT/RGBW remote control [1002994] or Gateway [1002411]
Can be used as an independent dimmer without ZigBee®. Dimmer process: phase control.
Dimmer for resistive (high-voltage halogen lamps) and capacitive loads (LED drivers). Suitable for all 60mm UP switch boxes with a depth of 42mm. 200W LED load.

Rated voltage	220-240V ~50/60Hz
Output voltage	220-240V ~50/60Hz
LED rated power	200W
Environmental temp. max.	50°C

Options	Prod. no.
<input checked="" type="checkbox"/> black	1002995



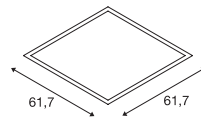
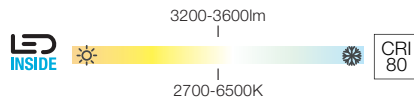
CONNECTED LED PANEL
595x595mm, UGR<19



100-240V ~50/60Hz | 1050mA
Total wattage: 43W
Material: aluminium/acrylic

- Remote control and dimming with Remote Control CCT/DIM [1002994] or Gateway [1002411]

CONNECTED LED PANEL
620x620mm, UGR<19



100-240V ~50/60Hz | 1050mA
Total wattage: 43W
Material: aluminium/acrylic

- Remote control and dimming with Remote Control CCT/DIM [1002994] or Gateway [1002411]

1001250	3200-3600lm 2700-6500K	

Options **Prod. no.**
3200-3600lm | 2700-6500K | CRI90
 white **1001250**

1001251	3200-3600lm 2700-6500K	

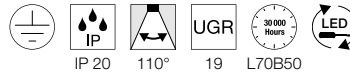
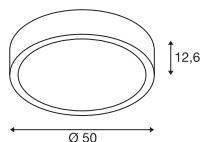

Options **Prod. no.**
3200-3600lm | 2700-6500K | CRI80
 white **1001251**





1002858 785

MALANG CW



100-240V ~50/60Hz | 24V
 Total wattage: 39W
 Material: aluminium / polyethylene (PE)

- Can be controlled and dimmed with SLV VALETO remote control 1002994 or Gateway 1002411
- Ring light and panel can be controlled separately (Zigbee 3.0)



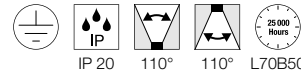
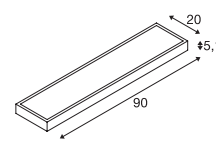
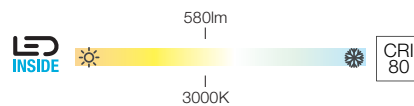
The energy efficiency class information for this product is not available at the time of printing. The latest product data can always be found at www.slv.com



- Suspension kit 1.5m
Prod. no. 135250
- Suspension kit 1.5m
Prod. no. 135251
- Suspension kit 1.5m
Prod. no. 135254
- Suspension kit 5m
Prod. no. 1001950
- Suspension kit 5m
Prod. no. 1001951
- Suspension kit 5m
Prod. no. 1001952
- SLV VALETO® | remote control, CCT/RGBW
Prod. no. 1002994

Options	Prod. no.
Ring: 350lm RGB+W (3000K) CRI>80	
Panel: 2100-2400lm 2700-6500K CRI>80	
□ white	1002858

NEW FLAT WL, RGB-W



220-240V ~50/60Hz | 24V
 Total wattage: 11.3W
 Material: aluminium/acrylic

- Can be controlled with Gateway [prod. no. 1002411] or remote control [prod. no. 1002994]



		A → G
Up	300lm 3000K	A G
Down	280lm 3000K	A G

Options	Prod. no.
Up: RGB-W (300lm 3000K CRI>80)	
Down: RGB-W (280lm 3000K CRI>80)	
□ white	1003022
Up: RGB-W (300lm 3000K CRI>80)	
Down: RGB-W (280lm 3000K CRI>80)	
■ aluminium	1003023



LIGHTING.

LED A60
 E27, tunable 2700-6500K, smart

NEW



220-240V ~50/60Hz
 Wattage: 9W
 Material: polyamide 66 (PA 66)
 Ø: 6 cm H: 11 cm

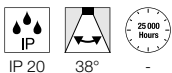
Luminous flux	800lm
Lamp current	0.067A
Colour rendering index	90
Wattage	9W
Energy consumption/1000h	9kWh



Options	Prod. no.
<input type="checkbox"/> white 2700-6500K	1005317

LED QPAR51
 GU10, tunable 2700-6500K, smart

NEW



220-240V ~50/60Hz
 Wattage: 5W
 Material: polyamide 66 (PA 66)/
 polycarbonate (PC)
 Ø: 5 cm H: 5.4 cm

Luminous flux	380lm
Lamp current	0.04A
Max. luminosity	530cd
Colour rendering index	90
Wattage	5W
Energy consumption/1000h	5kWh



Options	Prod. no.
<input type="checkbox"/> white 2700-6500K	1005311

LED A60
 E27, RGBW, smart

NEW



220-240V ~50/60Hz
 Wattage: 9W
 Material: polyamide 66 (PA 66)/
 polycarbonate (PC)
 Ø: 6 cm H: 11 cm

Luminous flux	800lm
Lamp current	0.073A
Colour rendering index	90
Wattage	9W
Energy consumption/1000h	9kWh



Options	Prod. no.
<input type="checkbox"/> white / opaque	1005318

LED QPAR51
 GU10, RGBW, smart

NEW



220-240V ~50/60Hz
 Wattage: 5.2W
 Material: polyamide 66 (PA 66)/
 polycarbonate (PC)
 Ø: 5 cm H: 6.1 cm

Luminous flux	370lm
Lamp current	0.042A
Max. luminosity	680cd
Colour rendering index	90
Wattage	5.2W
Energy consumption/1000h	6kWh



Options	Prod. no.
<input type="checkbox"/> white	1005312

1002858 474





LIGHTING.

QPAR111
 GU10, tunable 2700-6500K, smart

NEW



IP 20

25°

-

220-240V ~50/60Hz
 Wattage: 10W
 Material: aluminium/polycarbonate (PC)
 Ø: 11.1 cm H: 7 cm

Luminous flux	760lm
Lamp current	0.051A
Max. luminosity	4300cd
Colour rendering index	90
Wattage	10W
Energy consumption/1000h	10kWh



Options	Prod. no.
<input type="checkbox"/> white 2700-6500K	1005313 ■
<input type="checkbox"/> white 2700-6500K	1005314 ■

LED QPAR111
 GU10, RGBW, smart

NEW



IP 20

25°

-

220-240V ~50/60Hz
 Wattage: 10W
 Material: aluminium
 Ø: 11.1 cm H: 7 cm

Luminous flux	750lm
Lamp current	0.056A
Max. luminosity	3500cd
Colour rendering index	90
Wattage	10W
Energy consumption/1000h	10kWh



Options	Prod. no.
<input type="checkbox"/> white	1005315 ■

LED QPAR111
 GU10, RGBW, smart

NEW



IP 20

40°

-

220-240V ~50/60Hz
 Wattage: 10W
 Material: aluminium
 Ø: 11.1 cm H: 7 cm

Luminous flux	790lm
Lamp current	0.056A
Max. luminosity	3500cd
Colour rendering index	90
Wattage	10W
Energy consumption/1000h	10kWh



Options	Prod. no.
<input type="checkbox"/> white	1005316 ■




1003029 + 1000764 99 + 107

IN BRILLIANT COMPANY

ACCESSORIES FOR INDIVIDUAL LIGHTING AESTHETICS

Light has many facets. And the possibilities are just as diverse when it comes to illuminating rooms and outdoor spaces. With our accessories, these possibilities can be further expanded, allowing you to literally shed new light on different spaces, with various light installations.





152960 457

FIND A DIMMER. COMBINED TO PERFECTION.

ATMOSPHERIC ROOM LIGHTING, THANKS TO THE PERFECT COMBINATION OF LIGHT AND DIMMER. **AT FIND-A-DIMMER.SLV.COM**

When dimming, you must ensure compatibility between the light or lamp and the dimmer. And in particular with LED lights, you must first check which dimmer is required. Given the wide range of different products, it is not always easy finding the right combination. Our "Find a Dimmer" overview should help you here. Alongside a wide range of combinations of lights/lamps and dimmers, at **find-a-dimmer.slv.com** you can also

find additional information regarding the minimum number of lights or lamps required for flawless operation. **The overview is regularly updated and expanded.**

In case of special queries, contact our tech. Support at **service@slv.de**



1 Suitable

- Ideal dimming behaviour
- The minimum number of lights/lamps required for flawless operation is stated as a number.

Only suitable under certain conditions

- No optimal dimming behaviour
- May flicker

Not compatible



find-a-dimmer.slv.com



ACCESSORIES

IP44 Transformers
12V AC



792

Transformers
12V AC



792

Transformers TENSEO
12V AC



793

1-10V Dimmer



792

DALI interface
1-10V



794

DALI Universal Dimmer



794

DALI Controller



794

Compensation module



794

LED mains adapter
12V/24V DC



795

LED mains adapter
24V DC



795

LED mains adapter
24V DC dimmable



796

LED driver
DALI dimmable



797, 800

LED driver
dimmable



797-799

LED driver
not dimmable



800-802

Ceiling hook




803

Cable clamp



803

GLENOS®
Ceiling roses



803

Textile cable
10 m



803

Cable
10 m clear



803

Wire rope suspension



803

Stopper
for wire rope



804

Cable extensions
1 m
2 m



804

Connector strip
3 outlets



804

Double-sided tape



804

Socket
GU10



804

Socket
GU10



804

Connection boxes



805

T-connector boxes



805

Reducer rings



806-807

You can find additional accessories at www.slv.com

TRANSFORMER

12V AC | 10VA IP44



IP 44

220-240V 50/60Hz
L: 7.5 cm W: 5 cm H: 4.5 cm
Material: plastic


Output voltage	12V AC
Wattage up to	10W
Control gear power factor	0,98
Thermal protection	133°C
Number of secondary outputs	1

Options	Prod. no.
■ black	227140 ▼

Manufacturer:
Elektromaschinenbau Wittlich GmbH

TRANSFORMER

12V AC | 60VA IP44



IP 44

220-240V 50/60Hz
L: 7.5 cm W: 5 cm H: 4.5 cm
Material: plastic

Output voltage	12V AC
Wattage up to	60W
Control gear power factor	0,98
Thermal protection	133°C
Number of secondary outputs	1

Options	Prod. no.
■ black	227160 ▼

Manufacturer:
Elektromaschinenbau Wittlich GmbH

TRANSFORMER

12V AC | 150VA



IP 20

220-240V 50/60Hz
L: 16.6cm W: 3.9 cm H: 3.3 cm
Material: plastic

Output voltage	12V AC
Wattage of	50W
Wattage up to	150W
Control gear power factor	0,98
Thermal protection	110°C
Number of secondary outputs	3

Options	Prod. no.
■ black	461157

Manufacturer:
WeiSen Electronic Co., Ltd

TRANSFORMER

12V AC | 60VA IP44



IP 20

220-240V 50/60Hz
L: 10.5 cm W: 3.3 cm H: 2.2 cm
Material: polycarbonate (PC)

Output voltage	12V AC
Wattage of	10W
Wattage up to	60W
Control gear power factor	0,98
Thermal protection	110°C
Number of secondary outputs	1

Options	Prod. no.
□ white	461060

Manufacturer: HEP GmbH

1-10V DIMMER

10W



IP 20

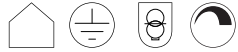
L: 2.3 cm W: 3.9 cm H: 2 cm
Material: polycarbonate (PC)

Options	Prod. no.
□ white	470505

Manufacturer: HEP GmbH

TRANSFORMER TENSEO

12V AC | 50VA



220-240V 50/60Hz
Steel/brass
H: 11 cm
Ø: 11.1 cm

Output voltage	12V AC
Number of secondary outputs	1
Nominal wattage VA	50
Wattage up to	50W
Thermal protection	130°C
Primary protection	1.6A

Options	Prod. no.
<input checked="" type="checkbox"/> black	1002691
<input type="checkbox"/> white	1002692
<input type="checkbox"/> chrome	1002693

TRANSFORMER TENSEO

12V AC | 105VA



220-240V 50/60Hz
Steel/brass
H: 11 cm
Ø: 11.1 cm

Output voltage	12V AC
Number of secondary outputs	1
Nominal wattage VA	105
Wattage up to	105W
Thermal protection	130°C
Primary protection	1.6A

Options	Prod. no.
<input type="checkbox"/> white	138981
<input checked="" type="checkbox"/> chrome	138982

TRANSFORMER TENSEO


12V AC | 210VA



220-240V 50/60Hz
Steel/brass
H: 11 cm
Ø: 13.5 cm

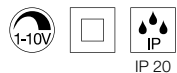
Output voltage	12V AC
Number of secondary outputs	1
Nominal wattage VA	210
Wattage up to	210W
Thermal protection	130°C
Primary protection	3.15A

Options	Prod. no.
<input type="checkbox"/> white	138991
<input checked="" type="checkbox"/> chrome	138992



139100 503

DALI INTERFACE 1-10V + on/off



220-240V ~50/60Hz
L: 5.85 cm W: 3.25 cm H: 1.5 cm
Material: plastic

- Suitable for controlling electronic ballasts with 1-10V control input
- Galvanic isolation of DALI input and 1-10V output

Wattage up to 1000W

Options	Prod. no.
■ grey	1002218

Manufacturer: LUNATONE Industrielle Elektronik GmbH

DALI UNIVERSAL DIMMER 3-25W



220-240V ~50/60Hz
L: 5.85 cm W: 3.25 cm H: 1.5 cm
Material: plastic

- Suitable for R, L, and C thanks to automatic load detection. DALI power consumption: 6mA

Wattage of 3W
Wattage up to 25W

Options	Prod. no.
■ grey	1002220

Manufacturer: LUNATONE Industrielle Elektronik GmbH

DALI UNIVERSAL DIMMER 10-300W



220-240V ~50/60Hz
L: 12.02 cm W: 3.02 cm H: 2.16 cm
Material: plastic

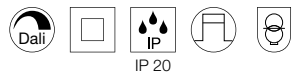
- Suitable for R, L, and C thanks to automatic load detection. DALI power consumption: 6mA

Wattage of 10W
Wattage up to 300W

Options	Prod. no.
■ grey	1002221

Manufacturer: LUNATONE Industrielle Elektronik GmbH

DALI CONTROLLER 24V DC



10-24V DC
L: 11.6 cm W: 4.2 cm H: 1.8 cm
Material: polycarbonate (PC)

Output voltage 10-24V DC
Number of secondary outputs 1

Options	Prod. no.
□ white	1003106

COMPENSATION MODULE



220-240V ~50/60Hz
L: 9.5 cm
Ø: 1.5 cm
Material: polycarbonate (PC)

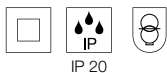
- Reduces or corrects problems when dimming, such as flickering, flashing, or when the LED light does not go 100% out when switched off. The compensator is always connected after the dimmer or switch and parallel to the downlight spot or LED driver.

Options	Prod. no.
■ glossy black	1002785▼



LED POWER SUPPLY
12V | 15W

NEW



200-240V ~50/60Hz
H: 22 cm Ø: 55 cm
Material: polycarbonate (PC)

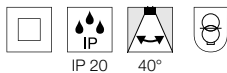
Output voltage	12V DC
Wattage of	0W
Wattage up to	15W
Control gear power factor	0,9
Thermal protection	110°C
Number of secondary outputs	1

Options	Prod. no.
<input type="checkbox"/> white	1005444 ■

Manufacturer: HEP GmbH

LED POWER SUPPLY
24V | 15W

NEW



200-240V ~50/60Hz
H: 22 cm Ø: 55 cm
Material: polycarbonate (PC)

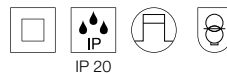
Output voltage	24V DC
Wattage of	0W
Wattage up to	15W
Control gear power factor	0,9
Thermal protection	110°C
Number of secondary outputs	1

Options	Prod. no.
<input type="checkbox"/> white	1005445 ■

Manufacturer: HEP GmbH

LED POWER SUPPLY
12V | 12W with strain relief

NEW



100-240V ~50/60Hz
L: 10.6 cm W: 3.3 cm H: 2.2 cm
Material: polycarbonate (PC)

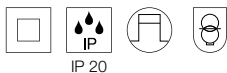
Output voltage	12
Wattage of	0W
Wattage up to	12W
Control gear power factor	0,9
Thermal protection	110°C
Number of secondary outputs	1

Options	Prod. no.
<input type="checkbox"/> white	1005241 ■

Manufacturer: HEP GmbH

LED POWER SUPPLY
24V | 12W with strain relief

NEW



100-240V ~50/60Hz
L: 10.6 cm W: 3.3 cm H: 2.2 cm
Material: polycarbonate (PC)

Output voltage	24
Wattage of	0W
Wattage up to	12W
Control gear power factor	0,9
Thermal protection	110°C
Number of secondary outputs	1

Options	Prod. no.
<input type="checkbox"/> white	1005380 ■

Manufacturer: HEP GmbH

LED POWER SUPPLY
24V | 20W

NEW



220-240V ~50/60Hz
L: 11.5 cm W: 4.1 cm H: 2.5 cm
Material: polycarbonate (PC)

Output voltage	24V DC
Wattage of	0W
Wattage up to	20W
Control gear power factor	0,95
Thermal protection	110°C
Number of secondary outputs	1

Options	Prod. no.
<input type="checkbox"/> white	1005381 ■

Manufacturer: HEP GmbH

LED POWER SUPPLY
24V | 40W

NEW



220-240V ~50/60Hz
L: 18 cm W: 4.5 cm H: 2.7 cm
Material: polycarbonate (PC)

Output voltage	24V DC
Wattage of	0W
Wattage up to	40W
Control gear power factor	0,9
Thermal protection	110°C
Number of secondary outputs	1

Options	Prod. no.
<input type="checkbox"/> white	1005382 ■

Manufacturer: HEP GmbH

LED POWER SUPPLY

24V DC | 150W incl. strain relief



220-240V ~50/60Hz
L: 20.7 cm W: 11 cm H: 4.5 cm
Material: polycarbonate (PC)

Output voltage	24V DC
Wattage of	0W
Wattage up to	150W
Control gear power factor	0,98
Thermal protection	110°C
Number of secondary outputs	1

Options	Prod. no.
■ black	470549 ▼

Manufacturer: HEP GmbH

LED POWER SUPPLY

24V | 60W



220-240V ~50/60Hz
L: 18 cm W: 4.5 cm H: 2.7 cm
Material: polycarbonate (PC)

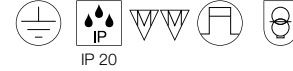
Output voltage	24V DC
Wattage of	0W
Wattage up to	60W
Control gear power factor	0,95
Thermal protection	110°C
Number of secondary outputs	1

Options	Prod. no.
□ white	1005383 ■

Manufacturer: HEP GmbH

LED POWER SUPPLY

24V DC | 100W incl. strain relief



220-240V ~50/60Hz
L: 18.2 cm W: 8.8 cm H: 3.5 cm
Material: polycarbonate (PC)

Output voltage	24V DC
Wattage of	0W
Wattage up to	100W
Control gear power factor	0,95
Thermal protection	110°C
Number of secondary outputs	2

Options	Prod. no.
■ black	470500

Manufacturer: HEP GmbH

LED POWER SUPPLY

24V DC | 150W



220-240V ~50/60Hz
L: 23.4 cm W: 11.4 cm H: 4.9 cm
Material: polycarbonate (PC)

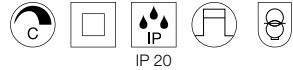
Output voltage	24V DC
Wattage of	0W
Wattage up to	150W
Thermal protection	110°C
Number of secondary outputs	1

Options	Prod. no.
■ black	470548

Manufacturer: HEP GmbH

LED POWER SUPPLY

24V DC | 50W incl. strain relief



220-240V ~50/60Hz
L: 18.4 cm W: 6.1 cm H: 3.2 cm
Material: polycarbonate (PC)

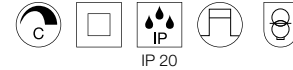
Output voltage	24V DC
Wattage of	12W
Wattage up to	50W
Control gear power factor	0,95
Thermal protection	110°C
Number of secondary outputs	1

Options	Prod. no.
■ white/blue	1003104

Manufacturer: HEP GmbH

LED POWER SUPPLY

24V DC | 100W incl. strain relief



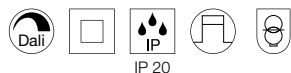
220-240V ~50/60Hz
L: 21 cm W: 6.7 cm H: 3.4 cm
Material: polycarbonate (PC)

Output voltage	24V DC
Wattage of	34W
Wattage up to	100W
Control gear power factor	0,95
Thermal protection	110°C
Number of secondary outputs	1

Options	Prod. no.
■ white/blue	1003105

Manufacturer: HEP GmbH

LED POWER SUPPLY
12V DC | 100W incl. strain relief



220-240V ~50/60Hz
L: 34.7 cm W: 4 cm H: 2.2 cm
Material: polycarbonate (PC)

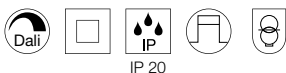
Output voltage	24V DC
Wattage of	5W
Wattage up to	100W
Control gear power factor	0,95
Thermal protection	110°C
Number of secondary outputs	1

Options	Prod. no.
<input type="checkbox"/> white	1004776

Manufacturer: HEP GmbH

LED POWER SUPPLY
60W | DALI, 24V, 2 channel

NEW



220-240V ~50/60Hz
L: 20.2 cm W: 5.8 cm H: 3 cm
Material: polycarbonate (PC)

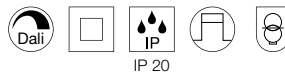
Output voltage	24V DC
Wattage of	5W
Wattage up to	60W
Control gear power factor	0,95
Thermal protection	110°C
Number of secondary outputs	2

Options	Prod. no.
<input type="checkbox"/> white	1006133 ■

Manufacturer: HEP GmbH

LED POWER SUPPLY
100W | DALI, 24V, 2 channel

NEW



220-240V ~50/60Hz
L: 34.7 cm W: 4 cm H: 2.2 cm
Material: polycarbonate (PC)

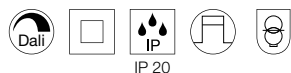
Wattage of	5W
Wattage up to	100W
Control gear power factor	0,95
Thermal protection	110°C
Number of secondary outputs	2

Options	Prod. no.
<input type="checkbox"/> white	1006134 ■

Manufacturer: HEP GmbH

LED DRIVER
DALI

NEW



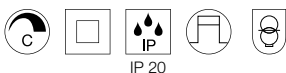
220-240V ~50/60Hz
L: 42.5 cm W: 4.8 cm H: 2.5 cm
Material: polycarbonate (PC)

Output voltage	24V DC
Wattage of	5W
Wattage up to	200W
Control gear power factor	0,95
Thermal protection	90°C
Number of secondary outputs	1

Options	Prod. no.
<input type="checkbox"/> white	1004777 ■

Manufacturer: HEP GmbH

LED DRIVER
200mA | 6-8.4W incl. strain relief



220-240V ~50/60Hz
L: 8.5 cm B: 4.1 cm H: 2.2 cm
Material: polycarbonate (PC)

Output voltage	30-42V DC
Wattage of	6W
Wattage up to	8.4W
Control gear power factor	0,9
Thermal protection	110°C
Number of secondary outputs	1

Options	Prod. no.
<input type="checkbox"/> white	1003254

Manufacturer: HEP GmbH

LED DRIVER
350mA | 3W



220-240V ~50/60Hz
L: 6.3 cm W: 4 cm H: 2.3 cm
Material: polycarbonate (PC)

Output voltage	10-17V DC
Wattage of	3.5W
Wattage up to	5.9W
Control gear power factor	0,9
Thermal protection	110°C
Number of secondary outputs	1

Options	Prod. no.
<input type="checkbox"/> white	1002791

Manufacturer: HEP GmbH

LED DRIVER
350mA | 10W

IP 20

220-240V ~50/60Hz
L: 8.5 cm B: 4.1 cm H: 2.2 cm
Material: polycarbonate (PC)

Output voltage	13-26V DC
Wattage of	4.55W
Wattage up to	9.1W
Control gear power factor	0,9
Thermal protection	110°C
Number of secondary outputs	1

Options	Prod. no.
<input type="checkbox"/> white	464140

Manufacturer: HEP GmbH

LED DRIVER
350mA | 15W

IP 20

220-240V ~50/60Hz
L: 8.5 cm B: 4.1 cm H: 2.2 cm
Material: polycarbonate (PC)

Output voltage	26-43
Wattage of	9W
Wattage up to	15W
Control gear power factor	0,9
Thermal protection	110°C
Number of secondary outputs	1

Options	Prod. no.
<input type="checkbox"/> white	1002803

Manufacturer: HEP GmbH

LED DRIVER
350mA | 20W

IP 20

220-240V ~50/60Hz
L: 11.5 cm W: 4.1 cm H: 2.5 cm
Material: polycarbonate (PC)

Output voltage	32-54V DC
Wattage of	11.2W
Wattage up to	18.9W
Control gear power factor	0,9
Thermal protection	110°C
Number of secondary outputs	1

Options	Prod. no.
<input type="checkbox"/> white	1005449

Manufacturer: HEP GmbH

LED DRIVER
500mA | 15W

IP 20

220-240V ~50/60Hz
L: 8.5 cm B: 4.1 cm H: 2.2 cm
Material: polycarbonate (PC)

Output voltage	18-30V DC
Wattage of	9W
Wattage up to	15W
Control gear power factor	0,9
Thermal protection	110°C
Number of secondary outputs	1

Options	Prod. no.
<input type="checkbox"/> white	464144

Manufacturer: HEP GmbH

LED DRIVER
700mA | 10W


IP 20

220-240V ~50/60Hz
L: 8.5 cm B: 4.1 cm H: 2.2 cm
Material: polycarbonate (PC)

Output voltage	13-26V DC
Wattage of	4.55W
Wattage up to	9.1W
Control gear power factor	0,9
Thermal protection	110°C
Number of secondary outputs	1

Options	Prod. no.
<input type="checkbox"/> white	464142

Manufacturer: HEP GmbH

LED DRIVER
700mA | 6W

IP 20

220-240V ~50/60Hz
L: 6.3 cm W: 4 cm H: 2.3 cm
Material: polycarbonate (PC)

Output voltage	4.8-8.6V DC
Wattage of	3.4W
Wattage up to	6W
Control gear power factor	0,9
Thermal protection	110°C
Number of secondary outputs	1

Options	Prod. no.
<input type="checkbox"/> white	1002792

Manufacturer: HEP GmbH

LED DRIVER
700mA | 20W | dimmable | incl. strain relief



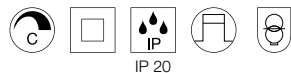
220-240V ~50/60Hz
L: 11.5 cm W: 4.1 cm H: 2.5 cm
Material: polycarbonate (PC)

Output voltage	18-26V DC
Wattage of	12.6W
Wattage up to	182W
Control gear power factor	0,9
Thermal protection	110°C
Number of secondary outputs	1

Options	Prod. no.
<input type="checkbox"/> white	1006202

Manufacturer: HEP GmbH

LED DRIVER
700mA | 39W incl. strain relief



220-240V ~50/60Hz
L: 16.6 cm W: 5.2 cm H: 2.4 cm
Material: polycarbonate (PC)

Output voltage	28-56V DC
Wattage of	20W
Wattage up to	39W
Control gear power factor	0,95
Thermal protection	110°C
Number of secondary outputs	1

Options	Prod. no.
<input checked="" type="checkbox"/> grey/blue	1001267

LED DRIVER
700mA | 40W

FOLLOWER



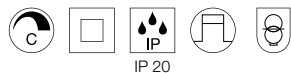
220-240V ~50/60Hz
L: 14.5 cm B: 4 cm H: 3 cm
Material: polycarbonate (PC)

Output voltage	32-54V DC
Wattage of	22.4W
Wattage up to	37.8W
Control gear power factor	0,9
Thermal protection	110°C
Number of secondary outputs	1

Options	Prod. no.
<input type="checkbox"/> white	1005446 <input checked="" type="checkbox"/>

Manufacturer: HEP GmbH

LED DRIVER
1000mA | 39W incl. strain relief



220-240V ~50/60Hz
L: 16.6 cm W: 5.2 cm H: 2.4 cm
Material: polycarbonate (PC)

Output voltage	28-56V DC
Wattage of	20W
Wattage up to	39W
Control gear power factor	0,95
Thermal protection	110°C
Number of secondary outputs	1

Options	Prod. no.
<input type="checkbox"/> white	464804

LED DRIVER
1000mA | 40W

FOLLOWER



200-240V ~50/60Hz
L: 14.5 cm B: 4 cm H: 3 cm
Material: polycarbonate (PC)

Output voltage	25-40V DC
Wattage of	26.3W
Wattage up to	42W
Control gear power factor	0,9
Thermal protection	110°C
Number of secondary outputs	1

Options	Prod. no.
<input type="checkbox"/> white	1005387 <input checked="" type="checkbox"/>

Manufacturer: HEP GmbH

LED DRIVER

250-700mA | 20W incl. strain relief



220-240V ~50/60Hz
L: 15 cm W: 5.2 cm H: 2.8 cm
Material: polycarbonate (PC)

Output voltage	6-60V DC
Wattage of	1.5W
Wattage up to	20W
Control gear power factor	0,9
Thermal protection	110°C
Number of secondary outputs	1

Options	Prod. no.
<input type="checkbox"/> white	1002423

Manufacturer: HEP GmbH

LED DRIVER

250-700mA | 40W incl. strain relief



220-240V ~50/60Hz
L: 12.3 cm W: 7.9 cm H: 2.4 cm
Material: polycarbonate (PC)

Output voltage	9-58V DC
Wattage of	4.5W
Wattage up to	40W
Control gear power factor	0,9
Thermal protection	110°C
Number of secondary outputs	1

Options	Prod. no.
<input type="checkbox"/> white	1002424

Manufacturer: HEP GmbH

LED DRIVER

700-1500mA | 50W incl. strain relief



220-240V ~50/60Hz
L: 12.3 cm W: 7.9 cm H: 2.4 cm
Material: polycarbonate (PC)

Output voltage	6-58V DC
Wattage of	4.2W
Wattage up to	50W
Control gear power factor	0,9
Thermal protection	110°C
Number of secondary outputs	1

Options	Prod. no.
<input type="checkbox"/> white	1002425

Manufacturer: HEP GmbH

LED DRIVER

250mA | 10 W



220-240V ~50/60Hz
L: 6.5 cm W: 3.9 cm H: 2 cm
Material: polycarbonate (PC)

Output voltage	26-40V DC
Wattage of	6.5W
Wattage up to	10W
Control gear power factor	0,9
Thermal protection	110°C
Number of secondary outputs	1

Options	Prod. no.
<input type="checkbox"/> white	1004780

Manufacturer: HEP GmbH

LED DRIVER

320mA | 3W incl. strain relief



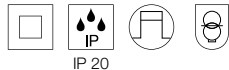
220-240V ~50/60Hz
L: 5.5 cm W: 3.9 cm H: 2 cm
Material: polycarbonate (PC)

Output voltage	3-9V DC
Wattage of	1W
Wattage up to	3W
Control gear power factor	0,4
Thermal protection	110°C
Number of secondary outputs	1

Options	Prod. no.
<input type="checkbox"/> white	464108

Manufacturer: HEP GmbH

LED DRIVER
350mA | 3W incl. strain relief



220-240V ~50/60Hz
L: 5.6 cm W: 3.9 cm H: 2 cm
Material: polycarbonate (PC)

- 350mA AMP plug included

Output voltage	3-9V DC
Wattage of	1W
Wattage up to	3.6W
Control gear power factor	0,4
Thermal protection	110°C
Number of secondary outputs	1

Options	Prod. no.
<input type="checkbox"/> white	464107

Manufacturer: HEP GmbH

LED DRIVER
350mA | 15W incl. strain relief



220-240V ~50/60Hz
L: 15.8 cm W: 2.2 cm H: 1.9 cm
Material: polycarbonate (PC)

Output voltage	2-40V DC
Wattage of	0W
Wattage up to	15W
Control gear power factor	0,6
Thermal protection	100°C
Number of secondary outputs	1

Options	Prod. no.
<input type="checkbox"/> white	464031

Manufacturer: TCI Telecomunicazioni Italia Srl

LED DRIVER
350mA | 20W incl. strain relief



220-240V ~50/60Hz
L: 11.6 cm W: 4.4 cm H: 3 cm
Material: plastic

Wattage of	12.6W
Wattage up to	19.5W
Control gear power factor	0,9
Thermal protection	110°C

Options	Prod. no.
<input type="checkbox"/> white	1002420

Manufacturer: HEP GmbH

LED DRIVER
500mA | 10W incl. strain relief

FOLLOWER



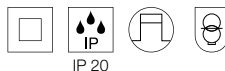
220-240V ~50/60Hz
L: 6.5 cm W: 3.9 cm H: 2 cm
Material: polycarbonate (PC)

Output voltage	13-20V DC
Wattage of	6.5W
Wattage up to	10W
Control gear power factor	0,9
Thermal protection	110°C
Number of secondary outputs	1

Options	Prod. no.
<input type="checkbox"/> white	1005384 ■

Manufacturer: HEP GmbH

LED DRIVER
700mA | 3W incl. strain relief



220-240V ~50/60Hz
L: 5.5 cm W: 3.9 cm H: 2 cm
Material: polycarbonate (PC)

Output voltage	4-5Vdc
Wattage of	3W
Wattage up to	3W
Control gear power factor	0,4
Thermal protection	110°C
Number of secondary outputs	1

Options	Prod. no.
<input type="checkbox"/> white	464200

Manufacturer: HEP GmbH

LED DRIVER
500/600/700mA | 30W incl. strain relief



220-240V ~50/60Hz
L: 14.7 cm B: 4.3 cm H: 3 cm
Material: polycarbonate (PC)

Output voltage	30-42V DC
Wattage of	21W
Wattage up to	29.5W
Control gear power factor	0,9
Thermal protection	110°C
Number of secondary outputs	1

Options	Prod. no.
<input type="checkbox"/> white	1004781

Manufacturer: HEP GmbH

LED DRIVER

800/900/1050mA | 40W incl. strain relief



220-240V ~50/60Hz
L: 14.7 cm B: 4.3 cm H: 3 cm
Material: polycarbonate (PC)

Output voltage	30-42V DC
Wattage of	31.5W
Wattage up to	44W
Control gear power factor	0,9
Thermal protection	110°C
Number of secondary outputs	1

Options	Prod. no.
<input type="checkbox"/> white	1004782

Manufacturer: HEP GmbH

LED DRIVER

700/90/100mA | 40W incl. strain relief

FOLLOWER

120-277V ~50/60Hz
L: 12.3 cm W: 7.9 cm H: 3 cm
Material: polycarbonate (PC)

Output voltage	28-52V DC
Wattage of	19.6W
Wattage up to	40W
Control gear power factor	0,9
Thermal protection	110°C
Number of secondary outputs	3

Options	Prod. no.
<input type="checkbox"/> white	1006120

Manufacturer: HEP GmbH

LED DRIVER

1000mA | 60W incl. strain relief




220-240V ~50/60Hz

Output voltage	28-57V DC
Wattage of	28W
Wattage up to	57W
Control gear power factor	0,9
Thermal protection	110°C
Number of secondary outputs	1

Options	Prod. no.
<input checked="" type="checkbox"/> black	1002422

Manufacturer: HEP GmbH



1001823 415

CEILING HOOK



L: 4.6 cm Ø: 1.8 cm
Material: aluminium

Options	Prod. no.
■ black	132670
□ white	132671

CABLE CLAMP



L: 3.1 cm Ø: 1.4 cm
Material: aluminium

Options	Prod. no.
■ black	132680
□ white	132681

GLENOS®
Ceiling rose



230V ~50Hz
L: 8.5 cm W: 8.5 cm H: 2.7 cm
Material: aluminium

Nominal voltage	230V ~50Hz
Max. current load	8.5A

Options	Prod. no.
■ black	210060
□ white	210061
■ grey	210064

TEXTILE CABLE
10m



L: 1000 cm Ø: 0.6 cm
Material: Polyvinyl chloride (PVC)

Max. voltage	300V
--------------	------

Options	Prod. no.
■ black	961270
□ white	961271
■ red	961276

CABLE
3-pole, 3 x 0.75 mm², 10 m

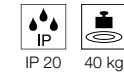


L: 1000 cm

Max. voltage	300V
--------------	------

Options	Prod. no.
■ silver	961250

WIRE ROPE SUSPENSION




L: 500 cm Ø: 0.15 cm
Material: steel/plastic

- 3 cable clips included

Options	Prod. no.
■ silver	961037

Manufacturer: Reutlinger GmbH

STOPPER FOR WIRE ROPE



Ø: 0.8 cm
Material: steel

CABLE EXTENSION



L: 100 cm
Material: plastic

- With amp plug and socket

Max. current load 350mA

CONNECTOR STRIP
3 outlets

L: 5.2 cm W: 1.4 cm H: 1.3 cm
Material: plastic

Max. current load 350mA

Options Prod. no.

■ grey 961034

Options Prod. no.

■ black/red 111861

Options Prod. no.

■ black 111850

DOUBLE-SIDED TAPE



L: 300 cm B: 0.9 cm

GU10 SOCKET



230V ~50Hz
H: 1.6 cm
Ø: 2.8 cm
Material: ceramic

Nominal voltage 220-240V
~50/60Hz

Options Prod. no.

□ transparent 220000

Options Prod. no.

□ white 955135

GU10 SOCKET
with connection box and quick clamp

L: 27 cm

Options Prod. no.

■ white/black 1000909

CONNECTION BOX
5-pole



220-240V ~50/60Hz
L: 13 cm Ø: 3.2 cm
Material: Polyamide (PA)

CONNECTION BOX
IP68, 3-pin



220-240V ~50/60Hz
L: 11.5 cm Ø: 2.7 cm
Material: Polyamide (PA)

T-CONNECTOR BOX
3-pole



220-240V ~50/60Hz
L: 11 cm W: 6.4 cm H: 3 cm
Material: Polyamide (PA)

Max. voltage	450V
Max. current load	32A

Max. voltage	450V
Max. current load	17.5A

Max. voltage	500V
Max. current load	17.5A

Options	Prod. no.
■ black	228725

Options	Prod. no.
■ black	228730

Options	Prod. no.
■ black	228726



NEW

TIME FOR A CHANGE. TIME FOR AN UPDATE.

An old recessed ceiling light, often still fitted with conventional bulbs, should give way to an energy-efficient and cost-effective alternative. When removing the old fitting, a larger ceiling cut-out will often be required than before.

Here SLV offers the appropriate solution – our new reducer rings.

The reducer rings completely cover the larger ceiling cut-out, while at the same time providing perfect support for your new, compact, recessed ceiling light.

Neat, time-saving, uncomplicated.

And also perfectly tailored to the NUMINOS® Downlight and Spotlight system.



1. Old recessed ceiling light with larger ceiling cut-out.



2. Removal of the old recessed ceiling light.



3. Installation of the reducer ring.



4. Reducer ring installed. Larger ceiling cut-out fully covered.



5. Electrical connection and installation of the new recessed ceiling light.



6. New recessed ceiling light placed into the reducer ring.





Reducer ring, round



Material	steel	steel	steel	steel	steel
External Ø	16 cm	16 cm	24 cm	24 cm	24 cm
Height	5.3 cm	5.3 cm	5.3 cm	5.3 cm	5.3 cm
Internal Ø	7 cm	9 cm	12 cm	15 cm	18 cm
Ceiling cut-out	8.5 - 13 cm	12 - 15 cm	14 - 18 cm	17 - 20 cm	20 - 22 cm
Material thickness	3 cm	3 cm	3 cm	3 cm	3 cm
Prod. no. black	1006135	1006139	1006143	1006147	1006151
Prod. no. white	1006136	1006140	1006144	1006148	1006152

Reducer ring, square



Material	steel	steel	steel	steel	steel
Length	16 cm	16 cm	24 cm	24 cm	24 cm
Width	16 cm	16 cm	24 cm	24 cm	24 cm
Height	5.3 cm	5.3 cm	5.3 cm	5.3 cm	5.3 cm
Internal Ø	7 cm	9 cm	12 cm	15 cm	18 cm
Ceiling cut-out	8.5 - 13 cm	12 - 15 cm	14 - 18 cm	17 - 20 cm	20 - 22 cm
Material thickness	3 cm	3 cm	3 cm	3 cm	3 cm
Prod. no. black	1006137	1006141	1006145	1006149	1006153
Prod. no. white	1006138	1006142	1006146	1006150	1006154

THE SOURCE OF ALL LIGHTS

THE RIGHT LAMP FOR EVERY LIGHTING SOLUTION.

The right lighting effect is the result of the perfect coming together of light and lamp. Alongside design, energy-efficiency is an important criterion. In recent years, a wide range of alternatives to the classic incandescent lamp have been introduced to the market. As such, you are sure to find the right lamp for every application and for every type of light fitting.

LAMP

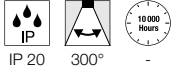
GENERAL INFORMATION

- Operation with open lights, without protective glass, is only permitted with low-pressure lamps. Lamps with this symbol (Standard IEC 357) are suitable for use in lights without protective glass.
- Halogen lamps and metal halide (high intensity) can result in the respective light housing heating up. They should therefore only be touched once the housing has cooled down. Adjustable lights and light heads that do not feature insulated positioning levers, or which exceed the maximum permissible housing temperature at the positioning point when operated at maximum wattage, should also be mounted out of reach. Appropriate solutions can be found in this chapter.
- In many cases, low voltage lights can also be used with suitable LED retrofit lamps. However, in some cases, due to the coming together of specific transformer and LED technologies, not all lights can be combined with all lamps - even those that may appear compatible. Should you have questions regarding compatibility, you can find information at slv.com, or you can contact our sales department.
- The dimensions of the lamps always refer to the complete external dimensions. This is inclusive of the threaded fitting.
- **All bulbs must be sorted before disposal and do not belong in the household waste.**



LED QT14
G9

NEW



220-240V ~50/60Hz
Wattage: 3.6W
Material: ceramic
Ø: 1.8 cm H: 5.4 cm

Luminous flux	400lm
Lamp current	0.03A
Colour rendering index	90
Wattage	3.6W
Energy consumption/1000h	4kWh



Options	Prod. no.
<input type="checkbox"/> white 3000K	1005286 ■

LED QT-DE12
R7S, 78 mm

NEW



220-240V ~50/60Hz
Wattage: 9W
Material: polycarbonate (PC)
Ø: 2.9 cm L: 7.8 cm

Luminous flux	1050lm
Lamp current	0.043A
Colour rendering index	90
Wattage	9W
Energy consumption/1000h	9kWh



Options	Prod. no.
<input type="checkbox"/> grey 3000K	1005287 ■

LED QT-DE12
R7S, 118 mm

NEW



220-240V ~50/60Hz
Wattage: 15W
Material: polycarbonate (PC)
Ø: 2.9 cm L: 11.8 cm

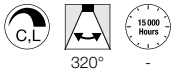
Luminous flux	2000lm
Lamp current	0.068A
Colour rendering index	90
Wattage	15W
Energy consumption/1000h	15kWh



Options	Prod. no.
<input type="checkbox"/> grey 3000K	1005288 ■

LED C35
E14

NEW



220-240V ~50/60Hz
Wattage: 4.2W
Material: glass
Ø: 3.5 cm H: 9.8 cm

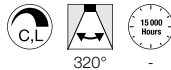
Luminous flux	380lm
Lamp current	0.025A
Colour rendering index	90
Wattage	4.2W
Energy consumption/1000h	5kWh



Options	Prod. no.
<input type="checkbox"/> transparent 2700K	1005284 ■

LED C35
E14

NEW



220-240V ~50/60Hz
Wattage: 4.2W
Material: glass
Ø: 3.5 cm H: 9.8 cm

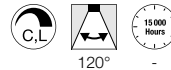
Luminous flux	350lm
Lamp current	0.025A
Colour rendering index	90
Wattage	4.2W
Energy consumption/1000h	5kWh



Options	Prod. no.
<input type="checkbox"/> white 2700K	1005285 ■

LED TCR-TSE
GX53

NEW



220-240V ~50/60Hz
Wattage: 6.1W
Material: polycarbonate (PC) / polycarbonate (PC)
Ø: 7.5 cm H: 2.4 cm

Luminous flux	490lm
Lamp current	0.034A
Colour rendering index	90
Wattage	6.1W
Energy consumption/1000h	6kWh

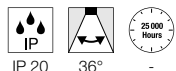


1005272
1005271



1005269

Options	Prod. no.
<input type="checkbox"/> white/opaque 2700K	1005272 ■
<input type="checkbox"/> white/opaque 3000K	1005271 ■
<input type="checkbox"/> white/opaque 4000K	1005269 ■

LED QR51
GU5,3

12V AC
Wattage: 5.5W
Material: glass
Ø: 5 cm L: 4.5 cm

Luminous flux	450lm
Lamp current	0.63A
Max. luminosity	1000cd
Colour rendering index	80
Wattage	5.5W
Energy consumption/1000h	7kWh

1001574 1001575

Options	Prod. no.
<input type="checkbox"/> transparent 2700K	1001574
<input type="checkbox"/> transparent 3000K	1001575

Manufacturer: Signify B.V.

LED G53



12V AC
Wattage: 15W
Material: plastic/aluminium
Ø: 11.1 cm L: 6.2 cm

Luminous flux	760lm
Lamp current	1.8A
Max. luminosity	3900cd
Colour rendering index	90
Wattage	15W
Energy consumption/1000h	17kWh

Options	Prod. no.
<input type="checkbox"/> silver 2700K	560231
<input type="checkbox"/> silver 3000K	560233

Manufacturer: Signify B.V.

LED G53

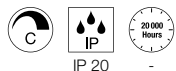


12V AC
Wattage: 15W
Material: plastic/aluminium
Ø: 11.1 cm L: 6.2 cm

Luminous flux	800lm
Lamp current	1.8A
Max. luminosity	1400cd
Colour rendering index	90
Wattage	15W
Energy consumption/1000h	17kWh

Options	Prod. no.
<input type="checkbox"/> silver 2700K	560232
<input type="checkbox"/> silver 3000K	560234

Manufacturer: Signify B.V.

LED T32 FILAMENT
GU10


220-240V ~ 50/60Hz
Wattage: 3.2W
Material: glass
Ø: 3.2 cm L: 10 cm

Luminous flux	270lm
Lamp current	0.0175A
Colour rendering index	90
Wattage	3.2W
Energy consumption/1000h	4kWh

Options	Prod. no.
<input type="checkbox"/> transparent 2700K	1003101

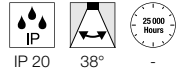
Manufacturer: Segula GmbH

1006160 166



LED QPAR51
GU10, tunable 2700-6500K, smart

NEW



220-240V ~50/60Hz
Wattage: 5W
Material: polyamide 66 (PA 66) / polycarbonate (PC)
Ø: 5 cm H: 5.4 cm

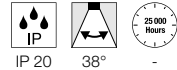
Luminous flux	380lm
Lamp current	0.04A
Max. luminosity	530cd
Colour rendering index	90
Wattage	5W
Energy consumption/1000h	5kWh



Options	Prod. no.
<input type="checkbox"/> white 2700-6500K	1005311

LED QPAR51
GU10, RGBW, smart

NEW



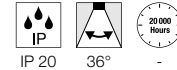
220-240V ~50/60Hz
Wattage: 5.2W
Material: polyamide 66 (PA 66) / polycarbonate (PC)
Ø: 5 cm H: 6.1 cm

Luminous flux	370lm
Lamp current	0.042A
Max. luminosity	680cd
Colour rendering index	90
Wattage	5.2W
Energy consumption/1000h	6kWh



Options	Prod. no.
<input type="checkbox"/> white	1005312

LED QPAR51
GU10



220-240V ~50/60Hz
Wattage: 4W
Material: plastic
Ø: 5 cm L: 5.5 cm

• Contains recycled material

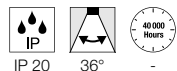
Luminous flux	270lm
Lamp current	0.035 A
Max. luminosity	400cd
Colour rendering index	80
Wattage	4W
Energy consumption/1000h	4kWh



Options	Prod. no.
<input type="checkbox"/> white 2700K	1004972
<input type="checkbox"/> white 3000K	1004973
<input type="checkbox"/> white 4000K	1004974

LED QPAR51
GU10

NEW



220-240V ~50/60Hz
Wattage: 6W
Material: glass
Ø: 5 cm L: 5.4 cm

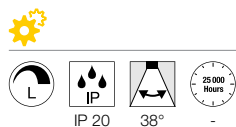
Luminous flux	360lm
Lamp current	0.033A
Max. luminosity	680cd
Colour rendering index	90
Wattage	6W
Energy consumption/1000h	6kWh



Options	Prod. no.
<input type="checkbox"/> silver 2200-2700K	1005273



LED QPAR51
GU10



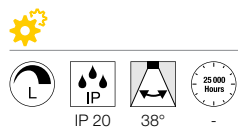
220-240V ~50/60Hz
Wattage: 6W
Material: polycarbonate (PC)
Ø: 5 cm L: 5.4 cm

Luminous flux	450lm
Lamp current	0.037A
Max. luminosity	880cd
Colour rendering index	90
Wattage	6W
Energy consumption/1000h	6kWh

A G **G** 1005077 **A G** **F** 1005080
1005083

Options	Prod. no.
black 2700K	1005077
black 3000K	1005080
black 4000K	1005083

LED QPAR51
GU10



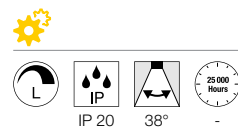
220-240V ~50/60Hz
Wattage: 6W
Material: polycarbonate (PC)
Ø: 5 cm L: 5.4 cm

Luminous flux	450lm
Lamp current	0.037A
Max. luminosity	880cd
Colour rendering index	90
Wattage	6W
Energy consumption/1000h	6kWh

A G **G** 1005076 **A G** **F** 1005079
1005082

Options	Prod. no.
white 2700K	1005076
white 3000K	1005079
white 4000K	1005082

LED QPAR51
GU10



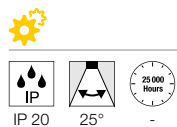
220-240V ~50/60Hz
Wattage: 6W
Material: polycarbonate (PC)
Ø: 5 cm L: 5.4 cm

Luminous flux	450lm
Lamp current	0.037A
Max. luminosity	880cd
Colour rendering index	90
Wattage	6W
Energy consumption/1000h	6kWh

A G **G** 1005075 **A G** **F** 1005078
1005081

Options	Prod. no.
grey 2700K	1005075
grey 3000K	1005078
grey 4000K	1005081

QPAR111
GU10, tunable 2700-6500K, smart



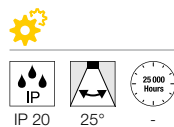
220-240V ~50/60Hz
Wattage: 10W
Material: aluminium / polycarbonate (PC)
Ø: 11.1 cm H: 7 cm

Luminous flux	760lm
Lamp current	0.051A
Max. luminosity	4300cd
Colour rendering index	90
Wattage	10W
Energy consumption/1000h	10kWh

A G **F**

Options	Prod. no.
white 2700-6500K	1005313 ■
white 2700-6500K	1005314 ■

LED QPAR111
GU10, RGBW, smart



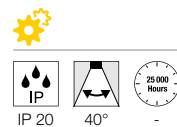
220-240V ~50/60Hz
Wattage: 10W
Material: aluminium
Ø: 11.1 cm H: 7 cm

Luminous flux	750lm
Lamp current	0.056A
Max. luminosity	3500cd
Colour rendering index	90
Wattage	10W
Energy consumption/1000h	10kWh

A G **F**

Options	Prod. no.
white	1005315 ■

LED QPAR111
GU10, RGBW, smart



220-240V ~50/60Hz
Wattage: 10W
Material: aluminium
Ø: 11.1 cm H: 7 cm

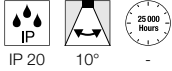
Luminous flux	790lm
Lamp current	0.056A
Max. luminosity	3500cd
Colour rendering index	90
Wattage	10W
Energy consumption/1000h	10kWh

A G **F**

Options	Prod. no.
white	1005316 ■

LED QPAR 111
GU10

NEW



220-240V ~50/60Hz
Wattage: 12.5W
Material: aluminium
Ø: 11.1 cm H: 7 cm

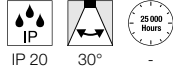
Luminous flux	900lm
Lamp current	0.058A
Max. luminosity	11000cd
Colour rendering index	90
Wattage	12.5W
Energy consumption/1000h	13kWh



Options	Prod. no.
silver 2700K	1005275
silver 3000K	1005278
silver 4000K	1005281

LED QPAR 111
GU10

NEW



220-240V ~50/60Hz
Wattage: 12.5W
Material: aluminium
Ø: 11.1 cm H: 7 cm

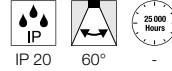
Luminous flux	950lm
Lamp current	0.058A
Max. luminosity	3000cd
Colour rendering index	90
Wattage	12.5W
Energy consumption/1000h	13kWh



Options	Prod. no.
silver 2700K	1005276
silver 3000K	1005279
silver 4000K	1005282

LED QPAR 111
GU10

NEW



220-240V ~50/60Hz
Wattage: 12.5W
Material: aluminium
Ø: 11.1 cm H: 7 cm

Luminous flux	1000lm
Lamp current	0.058A
Max. luminosity	1000cd
Colour rendering index	90
Wattage	12.5W
Energy consumption/1000h	13kWh



1005277
1005280

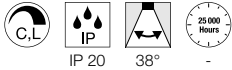


1005283

Options	Prod. no.
silver 2700K	1005277
silver 3000K	1005280
silver 4000K	1005283

LED QPAR111
GU10

NEW



220-240V ~50/60Hz
Wattage: 8W
Material: glass
Ø: 11.1 cm H: 6.1 cm

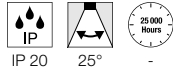
Luminous flux	680lm
Lamp current	0.046A
Max. luminosity	1300cd
Colour rendering index	90
Wattage	8W
Energy consumption/1000h	8kWh



Options	Prod. no.
transparent 2700K	1005274

LED QPAR111
GU10

NEW



220-240V ~50/60Hz
Wattage: 7.3W
Material: plastic/aluminium
Ø: 11.1 cm H: 7.1 cm

Luminous flux	530lm
Lamp current	0.051A
Max. luminosity	1470cd
Colour rendering index	90
Wattage	7.3W
Energy consumption/1000h	7kWh



Options	Prod. no.
silver 2700K	1005291
silver 3000K	1005292
silver 4000K	1005293

LED QPAR111
GU10

NEW



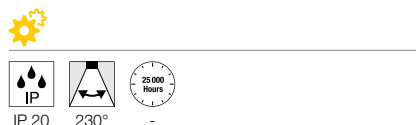
220-240V ~50/60Hz
Wattage: 7.3W
Material: plastic/aluminium
Ø: 11.1 cm H: 7.1 cm

Luminous flux	500lm
Lamp current	0.051A
Max. luminosity	1040cd
Colour rendering index	90
Wattage	7.3W
Energy consumption/1000h	7kWh



Options	Prod. no.
silver 2700K	1005294
silver 3000K	1005295
silver 4000K	1005296

LED A60
E27, tunable 2700-6500K, smart



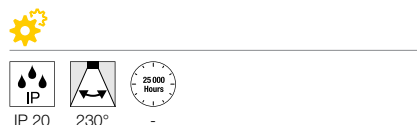
220-240V ~50/60Hz
Wattage: 9W
Material: polyamide 66 (PA 66)
Ø: 6 cm H: 11 cm

Luminous flux	800lm
Lamp current	0.067A
Colour rendering index	90
Wattage	9W
Energy consumption/1000h	9kWh



Options	Prod. no.
<input type="checkbox"/> white 2700-6500K	1005317

LED A60
E27, RGBW, smart



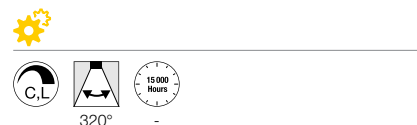
220-240V ~50/60Hz
Wattage: 9W
Material: polyamide 66 (PA 66) / polycarbonate (PC)
Ø: 6 cm H: 11 cm

Luminous flux	800lm
Lamp current	0.073A
Colour rendering index	90
Wattage	9W
Energy consumption/1000h	9kWh



Options	Prod. no.
<input type="checkbox"/> white / opaque	1005318

LED A60
E27



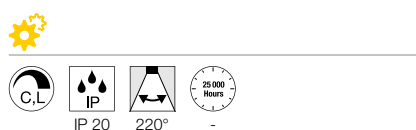
220-240V ~50/60Hz
Wattage: 7.5W
Material: glass
Ø: 6 cm H: 10.5 cm

Luminous flux	700lm
Lamp current	0.038A
Colour rendering index	90
Wattage	7.5W
Energy consumption/1000h	8kWh



Options	Prod. no.
<input type="checkbox"/> frosted 2700K	1005304

LED A60
E27



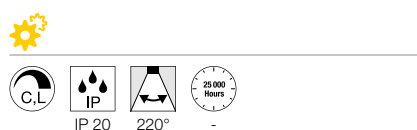
220-240V ~50/60Hz
Wattage: 9W
Material: plastic
Ø: 6 cm H: 11 cm

Luminous flux	800lm
Lamp current	0.048A
Colour rendering index	90
Wattage	9W
Energy consumption/1000h	9kWh



Options	Prod. no.
<input type="checkbox"/> white 2700K	1005301

LED A60
E27



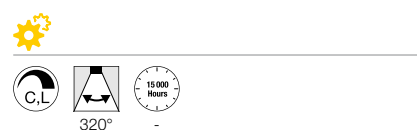
220-240V ~50/60Hz
Wattage: 9W
Material: plastic
Ø: 6 cm H: 11 cm

Luminous flux	1300lm
Lamp current	0.062A
Colour rendering index	90
Wattage	9W
Energy consumption/1000h	9kWh



Options	Prod. no.
<input type="checkbox"/> white 2700K	1005302

LED A60
E27



220-240V ~50/60Hz
Wattage: 7.5W
Material: glass
Ø: 6 cm H: 10.5 cm

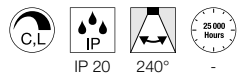
Luminous flux	800lm
Lamp current	0.038A
Colour rendering index	90
Wattage	7.5W
Energy consumption/1000h	8kWh



Options	Prod. no.
<input type="checkbox"/> transparent 2700K	1005303

LED T38
E27

NEW



220-240V ~50/60Hz
Wattage: 8W
Material: plastic
Ø: 3.8 cm H: 11.6 cm

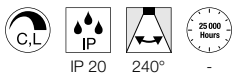
Luminous flux	880lm
Lamp current	0.035 A
Colour rendering index	90
Wattage	8W
Energy consumption/1000h	8kWh



Options	Prod. no.
<input type="checkbox"/> white 3000K	1005289
<input type="checkbox"/> white 4000K	1005290

LED T45
E27

NEW



220-240V ~50/60Hz
Wattage: 13.5W
Material: plastic
Ø: 4.5 cm H: 14 cm

Luminous flux	1520lm
Lamp current	0.06A
Colour rendering index	90
Wattage	13.5W
Energy consumption/1000h	14kWh



Options	Prod. no.
<input type="checkbox"/> white 3000K	1005307
<input type="checkbox"/> white 4000K	1005308

LED ST64
E27

NEW



220-240V ~50/60Hz
Wattage: 7.5W
Material: glass
Ø: 6.4 cm H: 14.5 cm

Luminous flux	700lm
Lamp current	0.038A
Colour rendering index	90
Wattage	7.5W
Energy consumption/1000h	8kWh



Options	Prod. no.
<input type="checkbox"/> gold 2500K	1005265

LED G95
E27

NEW



220-240V ~50/60Hz
Wattage: 7.5W
Material: glass
Ø: 9.5 cm H: 13.8 cm

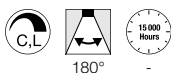
Luminous flux	800lm
Lamp current	0.038A
Colour rendering index	90
Wattage	7.5W
Energy consumption/1000h	8kWh



Options	Prod. no.
<input type="checkbox"/> transparent 2700K	1005309

LED A60
E27, mirrorhead, chrome

NEW



220-240V ~50/60Hz
Wattage: 7.5W
Material: glass
Ø: 6 cm H: 10.5 cm

Luminous flux	720lm
Lamp current	0.038A
Colour rendering index	90
Wattage	7.5W
Energy consumption/1000h	8kWh



Options	Prod. no.
<input type="checkbox"/> chrome 2700K	1005305

LED ST58
E27

NEW



220-240V ~50/60Hz
Wattage: 7.5W
Material: glass
Ø: 5.8 cm H: 14.2 cm

Luminous flux	800lm
Lamp current	0.038A
Colour rendering index	90
Wattage	7.5W
Energy consumption/1000h	8kWh



Options	Prod. no.
<input type="checkbox"/> transparent 2700K	1005268



LED G125
E27, mirrorhead, chrome

NEW



180°

220-240V ~50/60Hz
Wattage: 7.5W
Material: glass
Ø: 12.5 cm H: 17.8 cm

Luminous flux	720lm
Lamp current	0.038A
Colour rendering index	90
Wattage	7.5W
Energy consumption/1000h	8kWh



Options	Prod. no.
chrome 2700K	1005306 ■

1002146 109



EASY TO INSTALL.

When we say “Easy to install”, we are referring to well thought out features for increased efficiency. For you this means: time-saving installation for fast project completion, impeccable work and satisfied customers.

MOUNTABLE LAMP HEADS.

With our ENOLA® family, the lamp head can be separated from the mounting plate that is fixed to the wall. This way, after mounting using the integrated nib and establishing the electrical connection using the plug connection, both hands remain free to securely screw on the lights.



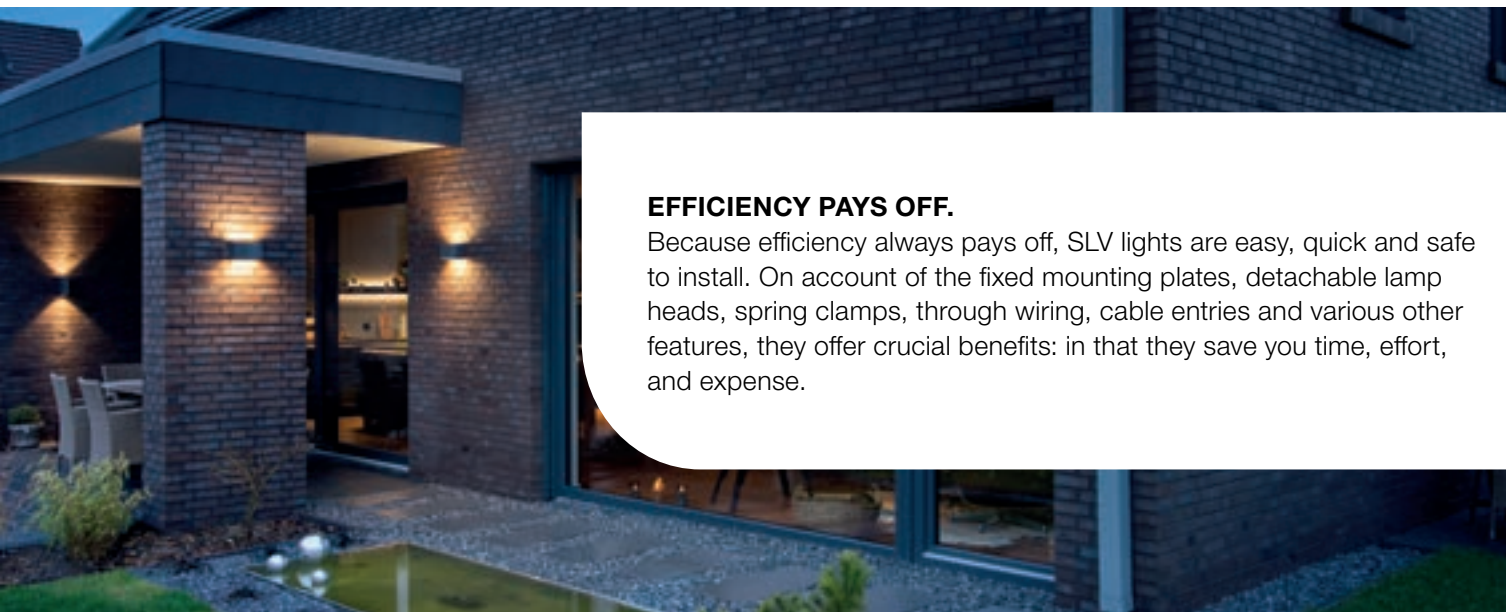
Practical nib



Secure assembly




Finally, fix it in place



EFFICIENCY PAYS OFF.


Because efficiency always pays off, SLV lights are easy, quick and safe to install. On account of the fixed mounting plates, detachable lamp heads, spring clamps, through wiring, cable entries and various other features, they offer crucial benefits: in that they save you time, effort, and expense.



1005155 624

PRACTICAL SPRING CLAMPS.

The cube-shaped SITRA CUBE wall lights offer wonderful modern simplicity. This means they are also fast and simple to install: Simply directly connect the connection cable (no tools required) and connect the mounting plate coupling to the light connector – done!



Connection of the power line



Simply plug together



1005202 675

FEED-THROUGH WIRING


Our QUADRULO wall and ceiling lights show how simply through-wiring functions in practice. Two cable entries in a figure of 8 configuration are provided in the light's baseplate. The spring clamp also has two connection options. This means that multiple lights can be quickly and simply installed simultaneously.



Secure cable entry



Feed-through wiring




A FAMILY MATTER.

OUR SLV LUMINAIRE FAMILIES.



Particularly when visual continuity is desired, our luminaire families are perfectly suited for designing rooms and settings in a uniform way while still remaining versatile.

ABRIDOR



ACCANTO





ALTRA DICE

Wall 	Wall/ceiling 	Single-circuit track 	3-circuit track
274	308	485	453

ANELA

Pendant 	Ceiling
164	287

APONI

Paths/floor 	Paths/floor 	Wall
558	558	658

ASTINA

Pendant 	Wall 	Ceiling 	Wall 	Wall
160	217	287	641	641

AVO

Wall/ceiling 	Wall/ceiling 	Wall/ceiling 	Wall/ceiling 	3-circuit track 	Single-circuit track
315	315	315	315	459	479

BIG NAILS

Paths/floor 	Wall
560	660

BIMA

3-circuit track 	3-circuit track 	Single-circuit track 	Single-circuit track 	Easytec® II 	Easytec® II
456	456	482	482	492	492

BOOKAT

Wall 	Wall
	NEW
479	632



ENOLA

Pendant 	Wall 	Wall 	Wall 	Wall 	Wall 	Wall
161	611	611	611	612	612	612
Wall 	Wall 	Wall 	Wall 	Wall 	Wall 	
615	615	615	616	616	616	
Wall 	Wall 	Wall 	Wall 	Wall 	Wall 	
671	671	671	672	672	672	

ENOLA B

Pendant 	Wall 	Wall 	Ceiling 	Wall/ceiling
161	217	217	281	307
Wall/ceiling 	Wall/ceiling 	Single-circuit track 	Single-circuit track 	
307	307	480	481	

ENOLA C

Ceiling 	Ceiling 	3-circuit track 	Single-circuit track 	Paths/floor
281	281	459	480	580



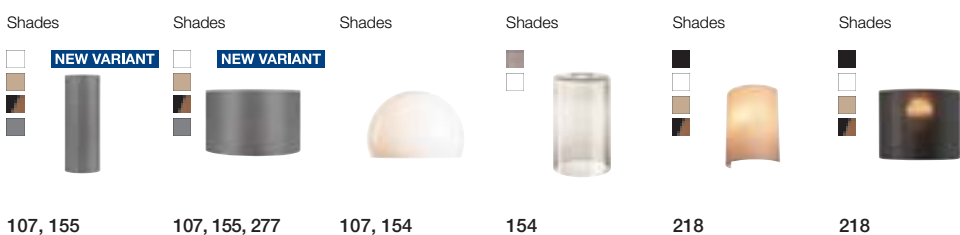
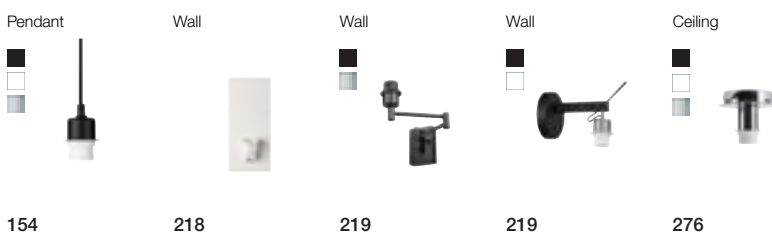
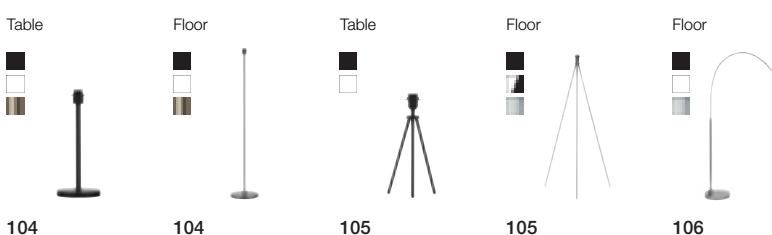
ESKINA



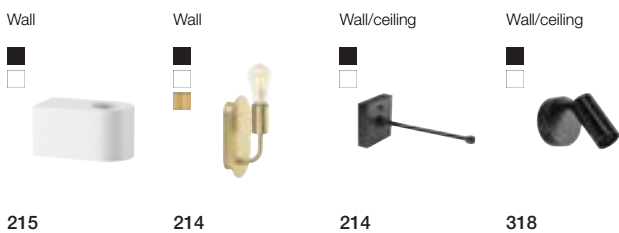
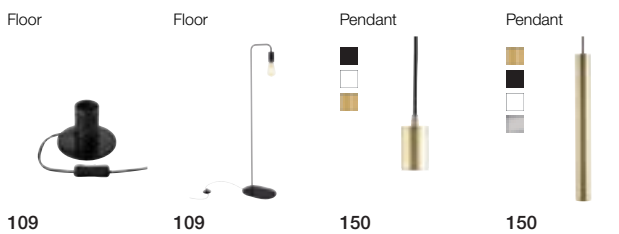
ESKINA FRAME



FENDA MIX & MATCH



FITU MIX & MATCH

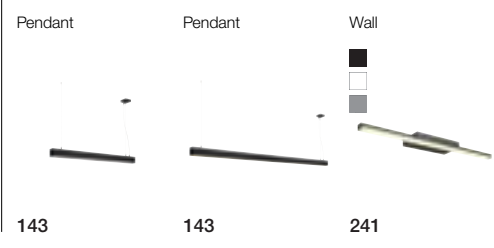




FORCHINI




GLENOS



GLOO PURE

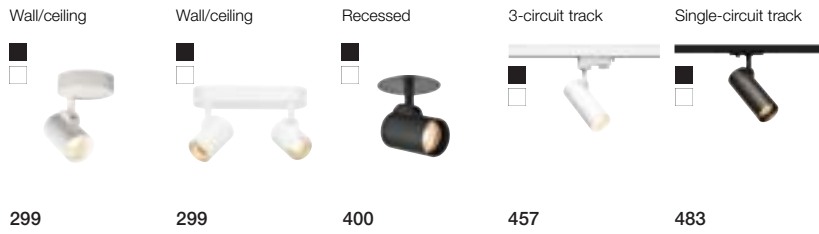
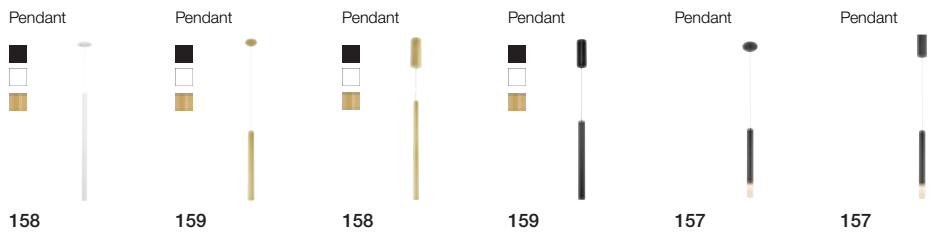


GRAPHITE


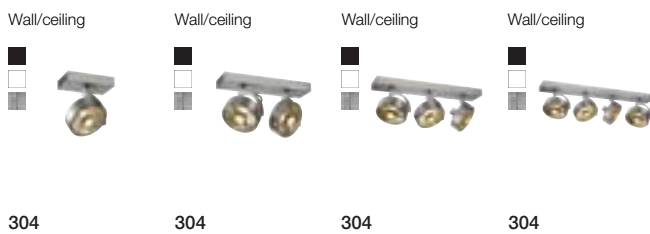





HELIA












KALU













KARPO

Table  108	Floor  108	Wall  224	Wall  224	Wall  225	Wall  225
Wall/ceiling  296	Wall/ceiling  296	Recessed  400			







LIGHT EYE

Pendant  172	Pendant  172	3-circuit track  446	3-circuit track  446	Single-circuit track  476	Single-circuit track  476
Easytec® II  495	Easytec® II  495				




LISENNE

Pendant  164	Wall  213	Paths/floor  553	Paths/floor  553		
---	--	---	---	--	--

L-LINE

Wall  242	Wall  242	Paths/floor  538	Paths/floor  538	Paths/floor  538, 539	Wall  656
--	--	---	---	---	--

LOGS

Wall  196	Wall  196	Wall  197	Wall  197	Paths/floor  517	Paths/floor  517	Wall  652
--	--	--	--	--	---	--



MAGANDA

Table



113

Wall



232

MANA

Wall



185

Wall



185

Wall



185

Wall



185

Wall



186

Shade



186

Shade



186

Wall



187

Wall



187

Shade



187

Shade



187

Wall



655

MECANICA

Table



111

Floor



111

MEDO LED

Pendant/ceiling



133, 257

Pendant/ceiling



132, 257

Pendant/ceiling



130, 254

Pendant/ceiling



131, 255

Pendant/ceiling



131, 255

Pendant/ceiling



131, 255

Pendant/ceiling



134, 258

Pendant/ceiling



134, 258

Pendant/ceiling



134, 258

Pendant/ceiling



135, 259

Pendant/ceiling



136, 260

Pendant/ceiling



136, 260

Pendant/ceiling



136, 260

Pendant/ceiling



137, 261

Pendant/ceiling



132, 256

Pendant/ceiling



138, 261

Pendant



128

Pendant



128

Pendant



129

Recessed



414, 415

Recessed



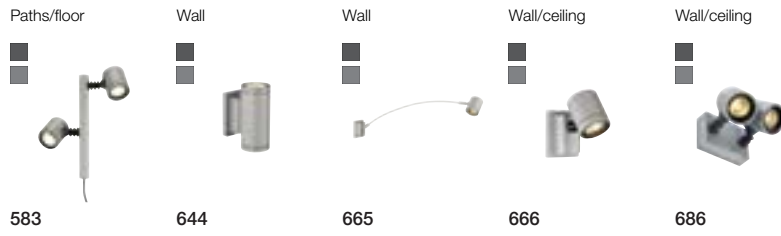
416, 417




MOLAT



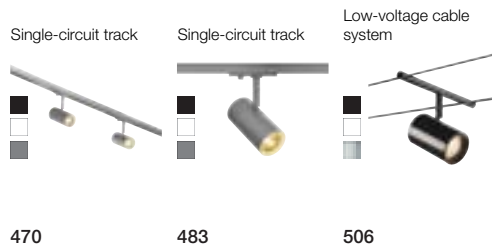
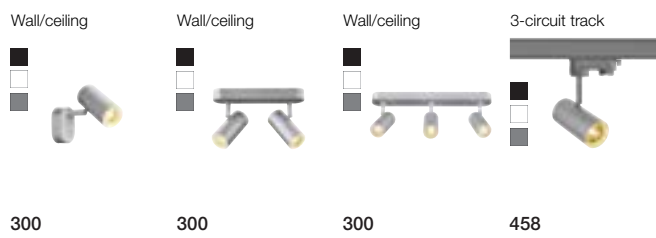
MYRA



NAUTILUS



NOBLO





NUMINOS®

Recessed	Recessed	Recessed	Recessed	Recessed
<input type="checkbox"/> NEW VARIANT	<input type="checkbox"/>	<input type="checkbox"/>	<input type="checkbox"/>	<input type="checkbox"/>
029	031	033	035	037

Recessed	Recessed	Recessed	Recessed	Recessed
<input type="checkbox"/> NEW VARIANT	<input type="checkbox"/> NEW VARIANT	<input type="checkbox"/>	<input type="checkbox"/>	<input type="checkbox"/>
039	041	043	045	047

Recessed	Recessed	Recessed	Recessed	Recessed
<input type="checkbox"/>	<input type="checkbox"/> NEW	<input type="checkbox"/> NEW	<input type="checkbox"/> NEW	<input type="checkbox"/> NEW
049	051	053	055	057

3-circuit track	3-circuit track	3-circuit track	3-circuit track	3-circuit track
<input type="checkbox"/>	<input type="checkbox"/>	<input type="checkbox"/>	<input type="checkbox"/> NEW VARIANT	<input type="checkbox"/> NEW
063	065	067	069	071


Wall/ceiling	Ceiling	Ceiling	Ceiling
<input type="checkbox"/>	<input type="checkbox"/>	<input type="checkbox"/>	<input type="checkbox"/> NEW VARIANT
073	075	077	079

Ceiling	Ceiling	Ceiling	Ceiling
<input type="checkbox"/>	<input type="checkbox"/>	<input type="checkbox"/>	<input type="checkbox"/> NEW VARIANT
081	083	085	087


Pendant	Pendant	Pendant	Pendant
<input type="checkbox"/>	<input type="checkbox"/>	<input type="checkbox"/>	<input type="checkbox"/> NEW VARIANT
089	091	093	095




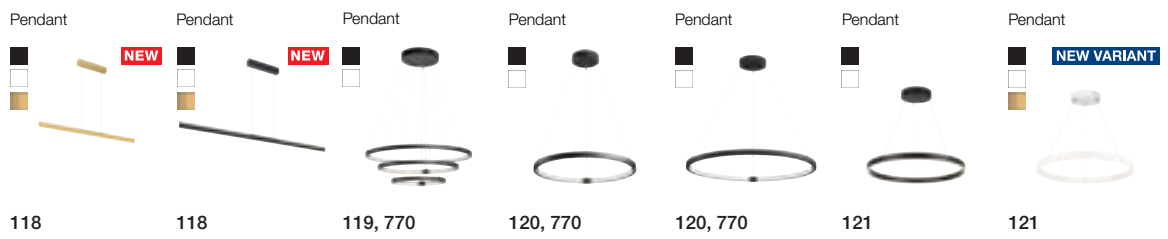
OCCULDAS
Design:
David Morgan



OCULUS




ONE



OVALISK



















PARA CONE












PLASTRA

Pendant  175	Wall  190	Wall  190	Wall  191	Wall  191	Wall  193	Wall  193
Wall  193	Wall  194	Wall  194	Wall  194	Wall  223	Ceiling  282	Ceiling  282
Ceiling  282	Ceiling  283	Recessed  402	Recessed  403			







P-LIGHT

Wall/ceiling  340	Wall/ceiling  340	Wall/ceiling  341	Recessed  420
--	--	--	--

PURI

Wall/ceiling  312	Wall/ceiling  312	Wall/ceiling  312	Wall/ceiling  312	3-circuit track  453	3-circuit track  453
Single-circuit track  470	Single-circuit track  478	Single-circuit track  478			

Q-LINE

Pendant  144, 145	Pendant  144, 145	Pendant  145, 775	Wall  243	Ceiling  264	Ceiling  265
--	--	--	--	---	---




QUADRASS




QUADRASYL




QUADRULO



RASCALI



ROTOBALL



ROX



RUSTY





SENSOR

Wall/ceiling	Wall/ceiling	Wall/ceiling	Wall/ceiling	Wall/ceiling	Wall/ceiling
319	319	319	320	320	320
Recessed	Recessed	Recessed	Recessed	Recessed	Recessed
389	389	389	390	390	390

SIGHT LED

Wall/ceiling	Wall/ceiling	3-circuit track	3-circuit track	3-circuit track	3-circuit track
337	337	440	441, 773	448	450

SITRA

Paths/floor	Spike	Spike	Wall	Wall	Wall	Wall
583	602	603	622	622	624	624
Wall	Wall	Wall	Wall	Ceiling	Wall/ceiling	
624	644	644	661	679	684	

SLOTS










Paths/floor	Paths/floor	Wall
570	571	647

SQUARE


Paths/floor	Paths/floor	Paths/floor	Wall	Wall
568	568	568	660	662






SUPROS

<p>Pendant</p>  <p>148</p>	<p>Pendant</p>  <p>148, 149</p>	<p>Wall</p>  <p>189</p>	<p>Ceiling</p>  <p>270</p>	<p>Ceiling</p>  <p>271</p>
<p>Recessed</p>  <p>382</p>	<p>Recessed</p>  <p>383</p>	<p>Recessed</p>  <p>384, 385</p>	<p>Recessed</p>  <p>386, 387</p>	




THEO

<p>Wall</p>  <p>216</p>	<p>Paths/floor</p>  <p>540</p>	<p>Paths/floor</p>  <p>540</p>	<p>Paths/floor</p>  <p>541</p>	<p>Spike</p>  <p>601</p>		
<p>Wall</p>  <p>618</p>	<p>Wall</p>  <p>619</p>	<p>Wall</p>  <p>619</p>	<p>Wall</p>  <p>619</p>	<p>Wall</p>  <p>620</p>	<p>Wall</p>  <p>621</p>	<p>Wall</p>  <p>621</p>
<p>Ceiling</p>  <p>674</p>	<p>Ceiling</p>  <p>674</p>	<p>Ceiling</p>  <p>684</p>				

TONGA

<p>Pendant</p>  <p>165</p>	<p>Single-circuit track</p>  <p>475</p>	<p>Easytec® II</p>  <p>494</p>
---	--	---

WORKLIGHT

<p>Table</p>  <p>100</p>	<p>Floor</p>  <p>101</p>	<p>Pendant</p>  <p>146, 774</p>
---	---	--



1005394 100

1005392 100



NUMINOS®

DOWNLIGHTS AND SPOTLIGHTS

can be found on the following pages:

Recessed lights	28 - 57
3-phase track systems	62 - 71
Wall and ceiling lights	72 - 73
Ceiling lights	72 - 86
Pendant lights	88 - 95

Or simply configure your system online at: www.numinos.slv.com





Please note: The 7-digit product numbers can be found from page 843 onwards.

111000	113540..... 355	114386..... 360
111262..... 409	113541..... 355	114390..... 361
111292..... 408	113550..... 355	114391..... 361
111360..... 352	113830..... 355	114396..... 361
111361..... 353	113840..... 355	114400..... 356
111362..... 354	113841..... 355	114401..... 356
111380..... 355	113870..... 362	114406..... 356
111381..... 355	113871..... 362	114420..... 421, 707
111382..... 355	113876..... 362	114421..... 421, 707
111710..... 352	113880..... 362	114426..... 421, 707
111711..... 352	113881..... 362	114430..... 421, 707
111716..... 352	113886..... 362	114431..... 421, 707
111720..... 352	113890..... 364	114436..... 421, 707
111721..... 352	113891..... 364	114440..... 422, 708
111726..... 352	113896..... 364	114441..... 422, 708
111850..... 804	113900..... 362	114450..... 422, 708
111861..... 804	113901..... 362	114451..... 422, 708
	113906..... 362	114460..... 423, 708
112000	113910..... 363	114461..... 423, 708
112161..... 394	113911..... 363	114480..... 399
112162..... 394	113916..... 363	114481..... 399
112165..... 394	113920..... 365	114490..... 399
112221..... 394	113921..... 365	114491..... 399
112222..... 394	113926..... 365	
112225..... 394	113930..... 269	115000
112242..... 404	113931..... 269	115510..... 376
112682..... 393	113940..... 269	115511..... 376
112692..... 393	113941..... 269	115520..... 376
112702..... 393	113951..... 357	115521..... 376
112720..... 408	113956..... 357	115530..... 376
112721..... 408	113961..... 357	115531..... 376
112780..... 408, 409, 410	113966..... 357	115540..... 378
112781..... 408, 409, 410	113970..... 356	115541..... 378
112910..... 372	113971..... 356	115550..... 378
112911..... 372	113976..... 356	115551..... 378
		115700..... 379
113000	114000	115701..... 379
113140..... 370	114102..... 148, 149, 270,	115710..... 379
113141..... 370 384, 385, 386, 387	115711..... 379
113150..... 371	114104..... 148, 149, 270,	115720..... 379
113151..... 371 384, 385, 386, 387	115721..... 379
113160..... 372	114220..... 366	115730..... 380
113161..... 372	114221..... 366	115731..... 380
113170..... 374	114230..... 366	115740..... 380
113171..... 374	114231..... 366	115741..... 380
113262..... 409	114240..... 366	
113292..... 408	114241..... 366	116000
113440..... 351	114250..... 367	116302..... 148, 189, 271, 382, 383
113441..... 351	114251..... 367	116304..... 148, 189, 271, 382, 383
113446..... 351	114260..... 368	116310..... 382
113450..... 351	114261..... 368	116311..... 382
113451..... 351	114270..... 368	116320..... 383
113456..... 351	114271..... 368	116321..... 383
113490..... 352	114280..... 369	116330..... 271
113491..... 353	114281..... 369	116331..... 271
113492..... 354	114290..... 369	116340..... 189
113510..... 352	114291..... 369	116341..... 189
113511..... 353	114380..... 360	
113512..... 354	114381..... 360	

117000	135124.....	131, 255	143042.....	467
117100.....	135170.....	131, 255	143050.....	467
117101.....	135171.....	131, 255	143051.....	467
117110.....	135174.....	131, 255	143052.....	467
117111.....	135250.....	135, 255, 295, 785	143060.....	467
117311.....	135251.....	135, 255, 295, 785	143061.....	467
117321.....	135254.....	135, 255, 295, 785	143062.....	467
117331.....			143070.....	467
117351.....			143071.....	467
	138000		143072.....	467
	138981.....	501, 793	143080.....	467
132000	138982.....	501, 793	143081.....	467
132020.....	138991.....	501, 793	143082.....	467
132021.....	138992.....	501, 793	143090.....	467
132024.....			143091.....	467
132600.....	139000		143092.....	467
132601.....	139004.....	500	143100.....	467
132605.....	139006.....	500	143101.....	467
132610.....	139024.....	500	143102.....	467
132611.....	139026.....	500	143110.....	467
132615.....	139030.....	500	143111.....	467
132620.....	139031.....	500	143112.....	467
132621.....	139040.....	500	143120.....	151, 467, 469, 473
132625.....	139041.....	500	143121.....	151, 467, 469, 473
132660.....	139050.....	500	143124.....	151, 467, 469, 473
132661.....	139051.....	500	143130.....	467
132662.....	139060.....	500	143131.....	467
132670.....	139061.....	500	143132.....	467
132671.....	139070.....	502	143151.....	467
132680.....	139071.....	502	143152.....	467
132681.....	139072.....	502	143160.....	467
132690.....	139080.....	502	143161.....	467
132691.....	139081.....	502	143162.....	467
132835.....	139082.....	502	143169.....	467
	139090.....	503	143170.....	467, 469
133000	139091.....	503	143171.....	467, 469
133019.....	139092.....	503	143172.....	467, 469
133060.....	139100.....	503	143190.....	470
133120.....	139101.....	503	143191.....	470
133121.....	139102.....	503	143194.....	470
133310.....	139110.....	504	143221.....	469
133320.....	139111.....	504	143230.....	469
133444.....	139112.....	504	143231.....	469
133481.....	139120.....	506	143241.....	469
133482.....	139121.....	506	143251.....	469
133489.....	139122.....	506	143261.....	469
133490.....	139130.....	503	143281.....	469
133491.....	139131.....	503	143350.....	485
133840.....	139132.....	503	143351.....	485
133841.....			143354.....	485
133850.....	143000		143380.....	467
133851.....	143010.....	465	143381.....	467
	143011.....	465	143382.....	467
135000	143012.....	465	143390.....	478
135020.....	143020.....	465	143391.....	478
135021.....	143021.....	465	143392.....	478
135024.....	143022.....	465	143430.....	482
135070.....	143030.....	467	143431.....	482
135071.....	143031.....	467	143432.....	482
135074.....	143032.....	467	143440.....	482
135120.....	143040.....	467	143441.....	482
135121.....	143041.....	467		

143442.....	482	145670.....	437	148018.....	190
143450.....	478	145674.....	437	148019.....	223
143451.....	478	145680.....	437	148060.....	193
143454.....	478	145684.....	437	148070.....	402
143540.....	484	145690.....	437	148071.....	403
143541.....	484	145694.....	437	148091.....	193
143544.....	484	145700.....	437	148540.....	230
143580.....	483	145710.....	437		
143581.....	483	145714.....	437	149000	
143594.....	475	145720.....	437	149381.....	161
143620.....	476	145724.....	437	149387.....	161
143621.....	476	145730.....	437	149388.....	161
143731.....	484	145734.....	437	149452.....	222
143811.....	485	145830.....	437	149471.....	205
143930.....	477	145834.....	437	149511.....	205
143932.....	477	145990.....	151, 437, 473	149762.....	234
143941.....	480	145994.....	151, 437, 473	149772.....	234
143951.....	480				
143960.....	481	146000		151000	
143961.....	481	146000.....	110	151040.....	172, 228, 476
143964.....	481	146010.....	110	151041.....	172, 245, 476
143990.....	474	146332.....	245	151049.....	172, 245, 476
143991.....	474	146472.....	245	151271.....	201
		146682.....	229	151275.....	201
144000		146692.....	228	151282.....	237
144010.....	476			151311.....	200
144011.....	476	147000		151315.....	200
144019.....	476	147301.....	304	151320.....	196
144200.....	479	147306.....	304	151321.....	196
144201.....	479	147311.....	304	151325.....	196
144204.....	479	147316.....	304	151410.....	202
		147321.....	304	151411.....	202
145000		147326.....	304	151416.....	202
145100.....	435	147360.....	312	151450.....	202
145102.....	435	147361.....	312	151451.....	202
145200.....	435	147370.....	312	151456.....	202
145202.....	435	147371.....	312	151511.....	274
145300.....	435	147380.....	312	151514.....	274
145302.....	435	147381.....	312	151531.....	274, 308
145510.....	437	147411.....	311	151534.....	274, 308
145514.....	437	147412.....	311	151591.....	211
145520.....	437	147414.....	311	151710.....	203
145524.....	437	147441.....	316	151711.....	203
145530.....	437	147442.....	316	151740.....	203
145534.....	437	147443.....	316	151741.....	203
145551.....	439	147444.....	316	151781.....	207
145560.....	437	147529.....	211	151786.....	207
145564.....	437	147550.....	308	151791.....	207
145580.....	437	147551.....	308	151796.....	207
145584.....	437	147559.....	308	151800.....	217
145590.....	437			151801.....	217
145594.....	437	148000		151803.....	217
145600.....	437	148001.....	282	151804.....	217
145604.....	437	148002.....	283	151810.....	281
145630.....	437	148004.....	282	151811.....	281
145634.....	437	148005.....	282	151813.....	281
145640.....	437	148010.....	191	151830.....	307
145644.....	437	148012.....	194	151831.....	307
145660.....	437	148013.....	194	151840.....	217, 281, 307
145664.....	437	148016.....	194	151850.....	161

151851.....	161	153850.....	452	165390.....	174
151853.....	161	153851.....	452	165400.....	174
151950.....	412			165410.....	174
151952.....	412	155000			
151960.....	412	155156.....	288	175000	
151962.....	412	155180.....	332	175060.....	433
		155236.....	332	175080.....	433
152000		155373.....	278	175160.....	433
152010.....	307	155490.....	105	175180.....	433
152011.....	307	155492.....	105	175190.....	433
152013.....	307	155530.....	170	175210.....	433
152020.....	307	155540.....	105		
152021.....	307	155550.....	276	181000	
152023.....	307	155551.....	276	181530.....	501
152101.....	281	155552.....	276	181531.....	501
152230.....	456	155582.....	107, 155, 277	181532.....	501
152231.....	456	155583.....	107, 155, 277		
152232.....	456	155592.....	107, 155, 277	184000	
152240.....	456	155714.....	164	184000.....	491
152241.....	456	155752.....	213	184002.....	491
152242.....	456	155780.....	104	184004.....	491
152320.....	453	155785.....	104	184010.....	491
152321.....	453	155790.....	104	184012.....	491
152330.....	296	155795.....	104	184020.....	491
152331.....	296	155870.....	156	184022.....	491
152340.....	225	155871.....	156	184030.....	491
152341.....	225	155910.....	171	184032.....	491
152360.....	158	155930.....	171	184060.....	491
152361.....	158			184062.....	491
152370.....	159	156000		184071.....	492
152371.....	159	156050.....	278	184140.....	491
152380.....	400	156051.....	278	184142.....	491
152381.....	400	156100.....	155, 277	184170.....	491
152430.....	459	156111.....	107, 155, 277	184172.....	491
152431.....	459	156113.....	107, 155, 277	184290.....	491
152600.....	454	156122.....	107, 155, 277	184292.....	491
152601.....	454	156141.....	107, 155	184300.....	491
152610.....	454	156143.....	107, 155	184302.....	491
152611.....	454	156152.....	107, 155	184330.....	491
152640.....	459	156500.....	299	184332.....	491
152641.....	459	156501.....	299	184440.....	492
152750.....	451	156510.....	299	184450.....	492
152751.....	451	156511.....	299	184452.....	492
152780.....	451	156530.....	400	184530.....	494
152781.....	451	156531.....	400	184534.....	494
152960.....	457			184590.....	495
152961.....	457	158000		184630.....	494
		158400.....	158	184634.....	494
153000		158401.....	158		
153112.....	446	158410.....	159	185000	
153130.....	447	158411.....	159	185580.....	495
153140.....	445			185590.....	495
153141.....	445	161000			
153420.....	452	161271.....	398	186000	
153421.....	452	161291.....	398	186300.....	501
153560.....	453	161461.....	285	186301.....	501
153561.....	453			186302.....	501
153564.....	453	165000		186310.....	501
153580.....	454	165358.....	179	186311.....	501
153581.....	454	165359.....	179	186312.....	501

186330.....	501	228730.....	805	229702.....	703
186331.....	501	228752.....	582, 583	229740.....	594
186332.....	501	228753.....	550, 570, 571	229741.....	595
186340.....	501	228754.....	517, 521	229931.....	692
186341.....	501	228771.....	641	229935.....	692
186342.....	501	228775.....	641	229961.....	688
186350.....	501	228776.....	641	229965.....	688
186351.....	501	228925.....	557	229971.....	688
186352.....	501	228935.....	557	229975.....	688
186360.....	501	228945.....	557		
186361.....	501	228965.....	555	230000	
186362.....	501			230030.....	639
186640.....	501	229000		230034.....	639
186641.....	501	229020.....	533	230060.....	516, 552, 565, 583
186642.....	501	229021.....	533	230061.....	565
		229022.....	532, 533	230063.....	565
210000		229050.....	562	230066.....	565
210060.....	803	229054.....	562	230069.....	565
210061.....	803	229057.....	562	230084.....	630
210064.....	803	229059.....	562	230085.....	630
		229062.....	703	230090.....	527
220000		229071.....	691	230355.....	661
220000.....	804	229072.....	691	230365.....	644
		229075.....	691	230435.....	551
227000		229081.....	691	230465.....	550
227140.....	792	229085.....	691	230655.....	630
227160.....	792	229090.....	595	230657.....	630
227176.....	661	229110.....	702		
227194.....	647	229162.....	560	231000	
227195.....	647	229172.....	560	231010.....	638
227219.....	546	229182.....	660	231012.....	638
227220.....	546	229200.....	722	231015.....	638
227221.....	546	229230.....	722	231035.....	597
227410.....	593	229234.....	722	231072.....	591
227418.....	593	229320.....	721	231205.....	627
227462.....	724	229324.....	721	231215.....	521
227504.....	601	229374.....	721	231225.....	521
227505.....	601	229381.....	718	231230.....	517, 521, 524, 525
227507.....	601	229383.....	718	231231.....	577
227600.....	730	229410.....	524	231233.....	535
227604.....	730	229411.....	525	231234.....	545, 561, 568
227680.....	731	229420.....	529	231235.....	536, 537
227684.....	731	229421.....	529	231305.....	577
227922.....	559, 560	229422.....	527, 528, 529, 534, 553, 530	231315.....	662
		229430.....	530	231351.....	642
228000		229431.....	530	231355.....	642
228100.....	559	229432.....	530	231370.....	536
228110.....	559	229524.....	620	231371.....	536
228130.....	559	229525.....	620	231410.....	534
228332.....	724	229531.....	618	231411.....	534
228342.....	724	229532.....	618	231420.....	535
228370.....	722	229535.....	618	231440.....	537
228412.....	716	229551.....	674	231455.....	571
228430.....	721	229554.....	674	231457.....	571
228434.....	721	229555.....	674	231465.....	659
228545.....	580	229564.....	621	231475.....	566
228555.....	599	229565.....	621	231505.....	583
228712.....	542, 557, 582, 583	229574.....	619	231515.....	684
228722.....	542, 557	229575.....	619	231525.....	602
228725.....	805	229664.....	655	231535.....	603
228726.....	561, 577, 805	229665.....	655	231541.....	679

231545.....	679	233165.....	582, 583	464140.....	412, 798
231585.....	659	233184.....	583	464141.....	157, 375
231595.....	567	233185.....	583	464142.....	798
231805.....	647	233215.....	644, 665, 666	464144.....	798
231807.....	647	233245.....	685	464147.....	349
231815.....	570	233255.....	685	464200.....	801
231817.....	570	233275.....	582	464804.....	799
		233285.....	582		
232000		233302.....	641	470000	
232045.....	657	233407.....	532	470500.....	796
232055.....	677	233417.....	532	470505.....	792
232065.....	548	233427.....	528	470548.....	796
232075.....	549	233437.....	528	470549.....	796
232085.....	549	233447.....	524		
232095.....	548	233457.....	524	560000	
232101.....	652	233500.....	718	560231.....	811
232104.....	652	233540.....	723	560232.....	811
232105.....	652	233570.....	598	560233.....	811
232115.....	517	233571.....	598	560234.....	811
232119.....	517	233580.....	598		
232125.....	517	233582.....	598	631000	
232135.....	574	233601.....	701	631337.....	339
232145.....	574	233605.....	701	631339.....	339
232155.....	572	233611.....	701	631347.....	339
232165.....	572	233615.....	701	631349.....	339
232175.....	573	233621.....	701	900011.....	595, 598
232185.....	573	233625.....	701		
232195.....	572, 573	233635.....	700	955000	
232285.....	662	233639.....	700	955135.....	804
232294.....	577	233650.....	702		
232295.....	577	233660.....	702	961000	
232431.....	622	233792.....	724	961034.....	804
232435.....	633			961037.....	803
232441.....	634	234000		961250.....	803
232445.....	634	234505.....	619	961270.....	803
232461.....	633	234515.....	619	961271.....	803
232465.....	633	234525.....	621	961276.....	803
232471.....	634	234535.....	674		
232475.....	634			1000100	
232485.....	652	240000		1000127.....	303
232491.....	652	240000.....	340	1000128.....	303
232495.....	652	240002.....	340	1000129.....	303
232497.....	652	240004.....	341	1000130.....	303
232531.....	622	240006.....	420	1000131.....	303
232535.....	622	240007.....	340, 341	1000132.....	303
232537.....	622	240008.....	340, 341	1000135.....	303
232905.....	651	240009.....	341	1000136.....	303
232915.....	651	240010.....	341		
		240020.....	340	1000300	
233000		240021.....	340	1000327.....	216
233094.....	686	240022.....	341	1000329.....	216
233095.....	686	240024.....	420	1000330.....	216
233104.....	666			1000331.....	618
233105.....	666	461000		1000332.....	679
233114.....	644	461060.....	792	1000333.....	645
233115.....	644	461157.....	792	1000334.....	645
233134.....	665			1000335.....	662
233135.....	665	464000		1000336.....	660
233144.....	583	464031.....	801	1000339.....	679
233145.....	582, 583	464107.....	801	1000340.....	647
233164.....	583	464108.....	800	1000342.....	647

1000343.....	568	1000533.....	741	1000683.....	558
1000344.....	568	1000534.....	741	1000685.....	264
1000345.....	568	1000535.....	745	1000686.....	264
1000346.....	568	1000536.....	745	1000688.....	264
1000384.....	724	1000537.....	745	1000689.....	264
1000398.....	548, 552	1000540.....	743	1000691.....	265
		1000546.....	743	1000692.....	265
1000400		1000549.....	743	1000694.....	265
1000422.....	199	1000552.....	743	1000695.....	265
1000423.....	199	1000555.....	743		
1000426.....	298	1000556.....	744	1000700	
1000427.....	298	1000557.....	744	1000702.....	304
1000443.....	288	1000558.....	744	1000703.....	304
1000445.....	288	1000559.....	744	1000704.....	304
1000457.....	735	1000560.....	744	1000707.....	446
1000458.....	735	1000561.....	744	1000708.....	446
1000459.....	735	1000562.....	744	1000709.....	446
1000460.....	735	1000563.....	744	1000711.....	480
1000461.....	735	1000564.....	744	1000712.....	480
1000462.....	735	1000565.....	744	1000713.....	476
1000463.....	735	1000566.....	744	1000714.....	395
1000464.....	735	1000567.....	744	1000715.....	395
1000465.....	735	1000568.....	744	1000716.....	395
1000466.....	736, 739	1000569.....	744	1000717.....	395
1000467.....	736, 739	1000570.....	744	1000718.....	395
1000468.....	736, 739	1000571.....	743	1000719.....	395
1000469.....	736, 739	1000574.....	408	1000720.....	395
1000470.....	736	1000575.....	408	1000721.....	395
1000471.....	736	1000576.....	409	1000725.....	132, 256
1000472.....	737	1000577.....	409	1000726.....	132, 256
1000473.....	737	1000579.....	107, 155, 277	1000727.....	132, 256
1000474.....	737	1000580.....	107, 155, 277	1000729.....	217
1000475.....	737			1000730.....	217
1000476.....	737	1000600		1000731.....	217
1000477.....	737	1000613.....	186	1000735.....	599
1000478.....	737	1000614.....	187	1000736.....	581, 599
1000479.....	737	1000615.....	187	1000746.....	333
1000480.....	737	1000616.....	186	1000748.....	333
1000481.....	737	1000618.....	186	1000763.....	106
1000482.....	737	1000619.....	186	1000764.....	107, 154
1000483.....	737	1000621.....	187	1000773.....	154
1000484.....	737	1000623.....	187	1000777.....	238
1000485.....	737	1000624.....	187	1000780.....	239
1000486.....	737	1000631.....	281	1000783.....	262
1000487.....	736	1000634.....	201	1000784.....	262
1000489.....	736	1000635.....	201	1000785.....	262
1000496.....	742	1000636.....	201	1000786.....	262
1000497.....	742	1000637.....	201	1000797.....	661
1000498.....	742	1000638.....	196	1000799.....	579
		1000639.....	196		
1000500		1000640.....	196	1000800	
1000505.....	741	1000655.....	724	1000801.....	579
1000506.....	741	1000656.....	457	1000807.....	287
1000507.....	741	1000657.....	457	1000808.....	287
1000514.....	741	1000665.....	553	1000809.....	164, 287
1000515.....	741	1000666.....	553	1000810.....	164, 287
1000516.....	741	1000668.....	243	1000811.....	164, 287
1000523.....	741	1000669.....	243	1000812.....	164, 287
1000524.....	741	1000670.....	243	1000813.....	164
1000525.....	741	1000681.....	658	1000820.....	657
1000532.....	741	1000682.....	558	1000821.....	552

1000822.....	552	1001200		1001468.....	231
1000823.....	677	1001250.....	418, 784	1001472.....	231
1000824.....	186	1001251.....	418, 784	1001488.....	561
1000825.....	187	1001252.....	728	1001489.....	561
1000827.....	179	1001253.....	728	1001490.....	561
1000833.....	407, 709	1001254.....	728	1001494.....	561
1000855.....	130, 254	1001255.....	728	1001495.....	296
1000856.....	130, 254	1001256.....	728	1001496.....	296
1000857.....	130, 254	1001262.....	728		
1000864.....	131, 255	1001263.....	728	1001500	
1000865.....	131, 255	1001264.....	407	1001505.....	262
1000866.....	131, 255	1001267.....	799	1001506.....	262
1000880.....	665	1001272.....	218	1001508.....	262
1000881.....	665	1001273.....	218	1001509.....	262
1000886.....	315	1001273.....	218	1001510.....	435
1000887.....	315	1001274.....	218	1001511.....	435
1000889.....	315	1001275.....	218	1001512.....	435
1000890.....	315	1001276.....	218	1001513.....	437
1000892.....	315	1001283.....	337	1001513.....	437
1000893.....	315	1001284.....	337	1001514.....	437
1000895.....	315	1001285.....	337	1001515.....	437
1000896.....	315	1001286.....	337	1001516.....	437
		1001287.....	337	1001517.....	437
1000900		1001288.....	337	1001518.....	437
1000909.....	804	1001299.....	242	1001519.....	437
1000910.....	216			1001520.....	437
1000911.....	216	1001300		1001521.....	437
1000914.....	370	1001300.....	242	1001522.....	437
1000915.....	370	1001301.....	242	1001523.....	437
1000917.....	370	1001303.....	242	1001524.....	437
1000918.....	179	1001304.....	242	1001525.....	437
1000926.....	144	1001305.....	242	1001526.....	437
1000927.....	144	1001309.....	145, 775	1001527.....	437
1000929.....	144	1001310.....	145, 775	1001528.....	437
1000930.....	144	1001314.....	692	1001529.....	437
1000932.....	145	1001315.....	692	1001530.....	437
1000933.....	145	1001317.....	692	1001531.....	439
1000935.....	145	1001359.....	728	1001532.....	439
1000936.....	145	1001380.....	433	1001533.....	439
1000957.....	155, 277	1001382.....	433	1001534.....	439
		1001390.....	433	1001536.....	439
1001000		1001392.....	433	1001537.....	439
1001015.....	406, 710	1001395.....	433	1001538.....	439
1001016.....	406, 710			1001539.....	439
1001017.....	406, 710	1001400		1001542.....	151, 437, 439, 473
1001018.....	406, 710	1001400.....	143	1001574.....	811
1001019.....	336	1001403.....	143	1001575.....	811
1001020.....	336	1001406.....	143		
		1001409.....	143	1001600	
1001100		1001419.....	459	1001676.....	109
1001155.....	401	1001420.....	459	1001691.....	179
1001156.....	401	1001449.....	219	1001692.....	179
1001165.....	405, 713	1001450.....	219		
1001166.....	405, 713	1001451.....	218	1001700	
1001167.....	405, 713	1001452.....	218	1001701.....	170
1001168.....	405, 713	1001453.....	218		
1001169.....	405, 713	1001454.....	218	1001800	
1001170.....	405, 713	1001460.....	108	1001818.....	151, 473
1001171.....	405, 713	1001461.....	108	1001819.....	151, 473
1001172.....	405, 713	1001462.....	108	1001820.....	151
		1001463.....	108	1001821.....	151

1001823.....	527	1001968.....	474	1002102.....	420, 706
1001824.....	527	1001969.....	642	1002103.....	420, 706
1001855.....	690	1001970.....	642	1002110.....	480
1001856.....	690	1001978.....	361	1002111.....	480
1001861.....	485	1001980.....	350	1002113.....	480
1001862.....	483	1001981.....	350	1002116.....	229
1001863.....	483	1001982.....	350	1002117.....	228
1001864.....	483	1001989.....	361	1002118.....	228
1001865.....	458	1001990.....	361	1002119.....	228
1001866.....	458	1001991.....	361	1002140.....	225
1001868.....	478	1001992.....	361	1002146.....	109
1001869.....	478	1001993.....	361	1002147.....	214
1001870.....	478	1001994.....	350	1002148.....	214
1001871.....	453	1001995.....	350	1002149.....	214
1001872.....	453	1001996.....	350	1002151.....	465
1001877.....	134, 258	1001999.....	545	1002152.....	465
1001878.....	135, 259			1002153.....	465
1001879.....	135, 259	1002000		1002163.....	151
1001880.....	135, 259	1002000.....	545	1002164.....	151
1001881.....	134, 258	1002001.....	545	1002165.....	151
1001882.....	134, 258	1002002.....	658	1002168.....	150
1001883.....	134, 258	1002003.....	269	1002169.....	159
1001884.....	134, 258	1002004.....	266	1002170.....	158
1001885.....	134, 258	1002005.....	266	1002171.....	159
1001886.....	134, 258	1002006.....	266	1002172.....	158
1001887.....	134, 258	1002008.....	269	1002188.....	716
1001888.....	134, 258	1002010.....	266	1002190.....	235
1001889.....	136, 260	1002011.....	266	1002191.....	235
1001890.....	137, 261	1002012.....	266	1002192.....	235
1001891.....	137, 261	1002013.....	266	1002198.....	581
1001892.....	137, 261	1002015.....	266		
1001893.....	136, 260	1002018.....	644	1002200	
1001894.....	136, 260	1002020.....	326	1002200.....	581
1001895.....	136, 260	1002021.....	326	1002201.....	601
1001896.....	136, 260	1002022.....	326	1002203.....	601
1001897.....	136, 260	1002023.....	304	1002215.....	274, 308
1001898.....	136, 260	1002024.....	304	1002216.....	274
1001899.....	136, 260	1002025.....	304	1002217.....	154
		1002029.....	312	1002218.....	777, 794
1001900		1002030.....	312	1002220.....	777, 794
1001900.....	136, 260	1002032.....	622	1002221.....	777, 794
1001901.....	414	1002033.....	622	1002228.....	237
1001902.....	415	1002034.....	622	1002229.....	237
1001903.....	415	1002035.....	686	1002238.....	191
1001904.....	415	1002045.....	173	1002239.....	208
1001905.....	416	1002046.....	173	1002240.....	208
1001906.....	416	1002047.....	175	1002264.....	151
1001907.....	416	1002051.....	289	1002265.....	151
1001908.....	417	1002052.....	289		
1001930.....	404, 711	1002069.....	639	1002400	
1001931.....	404, 711	1002070.....	639	1002402.....	629
1001937.....	597	1002075.....	329	1002403.....	629
1001939.....	285	1002076.....	329	1002404.....	111
1001950.....	135, 255, 295, 785	1002077.....	329	1002405.....	111
1001951.....	135, 255, 295, 785	1002098.....	420, 706	1002411.....	782
1001952.....	135, 255, 295, 785	1002099.....	420, 706	1002420.....	801
1001962.....	595			1002422.....	802
1001963.....	595	1002100		1002423.....	800
1001964.....	593	1002100.....	420, 706	1002424.....	800
1001965.....	593	1002101.....	420, 706	1002425.....	800

1002430.....	228	1002659.....	433	1002891.....	129
1002431.....	228	1002660.....	433	1002893.....	719
1002432.....	228	1002686.....	445	1002895.....	719
1002494.....	554	1002688.....	506	1002897.....	719
		1002689.....	506	1002898.....	719
1002500		1002690.....	506	1002899.....	719
1002503.....	643	1002691.....	793		
1002504.....	643	1002692.....	793	1002900	
1002505.....	643	1002693.....	793	1002900.....	655
1002558.....	150	1002694.....	506	1002902.....	655
1002562.....	150	1002695.....	506	1002903.....	683
1002563.....	150	1002696.....	506	1002904.....	682
1002564.....	150	1002697.....	501	1002905.....	665
1002583.....	112	1002698.....	501	1002906.....	516
1002584.....	318	1002699.....	501	1002907.....	516
1002585.....	318			1002909.....	120, 770
1002591.....	375	1002700		1002910.....	120, 770
1002592.....	375	1002700.....	501	1002911.....	120, 770
1002594.....	375	1002701.....	501	1002912.....	120, 770
1002596.....	375	1002702.....	501	1002913.....	119, 770
		1002703.....	501	1002914.....	119, 770
1002600		1002704.....	501	1002915.....	294, 771
1002602.....	500	1002705.....	501	1002917.....	294, 771
1002603.....	500	1002785.....	794	1002918.....	294, 771
1002604.....	500	1002791.....	797	1002919.....	294, 771
1002605.....	655	1002792.....	798	1002922.....	413
1002606.....	655			1002925.....	210
1002607.....	228	1002800		1002926.....	210
1002608.....	228	1002803.....	389, 390, 798	1002927.....	210
1002610.....	470	1002842.....	197	1002928.....	197
1002611.....	470	1002843.....	197	1002929.....	197
1002612.....	470	1002844.....	197	1002930.....	197
1002631.....	431	1002845.....	433, 437, 467	1002931.....	217
1002632.....	431	1002853.....	611, 615, 657, 685	1002932.....	217
1002633.....	431	1002854.....	484	1002933.....	217
1002634.....	431	1002855.....	220	1002934.....	287
1002635.....	431	1002856.....	220	1002935.....	287
1002636.....	431	1002858.....	139, 295, 785	1002936.....	287
1002637.....	433	1002859.....	222	1002937.....	160
1002638.....	433	1002860.....	245	1002938.....	160
1002639.....	433	1002861.....	504	1002939.....	160
1002640.....	433	1002862.....	504	1002940.....	330
1002641.....	433	1002863.....	504	1002941.....	330
1002642.....	433	1002864.....	505	1002942.....	221
1002643.....	433	1002865.....	505	1002943.....	221
1002644.....	433	1002866.....	505	1002944.....	279
1002645.....	433	1002867.....	666	1002945.....	279
1002646.....	433	1002868.....	648	1002946.....	156
1002647.....	433	1002869.....	648	1002947.....	156
1002648.....	433	1002870.....	540	1002949.....	169
1002649.....	433	1002871.....	540	1002950.....	169
1002650.....	433	1002873.....	474	1002952.....	640
1002651.....	433	1002874.....	474	1002953.....	640
1002652.....	433	1002875.....	474	1002954.....	640
1002653.....	433	1002876.....	445	1002955.....	640
1002654.....	433	1002877.....	445	1002956.....	575
1002655.....	433	1002878.....	445	1002957.....	575
1002656.....	433	1002882.....	138, 261	1002958.....	575
1002657.....	433	1002884.....	666	1002959.....	575
1002658.....	433	1002890.....	129	1002960.....	244

1002961.....	244	1003035.....	219	1003289.....	270
1002962.....	207	1003040.....	263	1003290.....	270
1002964.....	207	1003041.....	263	1003299.....	384
1002965.....	287	1003042.....	263		
1002967.....	284	1003043.....	263	1003300	
1002968.....	284	1003044.....	141	1003300.....	384
1002969.....	300	1003045.....	141	1003301.....	384
1002970.....	300	1003046.....	141	1003302.....	384
1002971.....	300	1003047.....	141	1003303.....	384
1002973.....	300	1003048.....	140	1003304.....	384
1002974.....	300	1003049.....	140	1003305.....	385
1002975.....	300	1003050.....	140	1003306.....	385
1002976.....	300	1003051.....	140	1003307.....	386
1002977.....	300	1003052.....	263	1003308.....	386
1002978.....	300	1003053.....	263	1003309.....	387
1002979.....	410	1003054.....	263	1003310.....	387
1002980.....	410	1003055.....	263	1003311.....	386
1002981.....	410	1003057.....	357	1003312.....	386
1002982.....	413	1003058.....	358	1003313.....	387
1002983.....	413	1003059.....	358	1003314.....	387
1002984.....	413	1003060.....	358	1003316.....	204
1002985.....	245	1003061.....	357	1003317.....	204
1002986.....	245	1003062.....	359		
1002987.....	245	1003063.....	359	1003400	
1002989.....	650	1003064.....	359	1003416.....	615
1002990.....	650	1003065.....	358	1003417.....	615
1002991.....	576	1003066.....	358	1003418.....	616
1002992.....	576	1003067.....	358	1003419.....	616
1002993.....	211	1003068.....	359	1003420.....	672
1002994.....	139, 295, 783, 785	1003069.....	359	1003421.....	672
1002995.....	783	1003070.....	359	1003422.....	611
		1003073.....	419	1003423.....	611
1003000		1003074.....	419	1003424.....	612
1003001.....	578	1003083.....	419	1003425.....	612
1003004.....	162	1003084.....	419	1003426.....	671
1003005.....	162			1003427.....	671
1003006.....	162	1003100		1003428.....	212
1003007.....	162	1003101.....	811	1003429.....	212
1003008.....	389	1003104.....	796	1003430.....	212
1003009.....	389	1003105.....	796	1003431.....	212
1003010.....	389	1003106.....	794	1003432.....	165
1003011.....	390	1003107.....	179	1003435.....	157
1003012.....	390			1003436.....	157
1003013.....	390	1003200		1003437.....	615
1003014.....	320	1003254.....	797	1003438.....	616
1003015.....	320	1003275.....	148	1003439.....	672
1003016.....	320	1003276.....	148	1003440.....	611
1003017.....	319	1003277.....	148	1003441.....	612
1003018.....	319	1003278.....	148	1003442.....	671
1003019.....	319	1003279.....	149	1003443.....	163
1003022.....	209, 785	1003280.....	149	1003444.....	163
1003023.....	209, 785	1003281.....	149	1003447.....	591
1003028.....	106	1003282.....	149	1003448.....	591
1003029.....	106	1003283.....	270	1003449.....	689
1003030.....	104	1003284.....	270	1003450.....	689
1003031.....	104	1003285.....	270	1003451.....	689
1003032.....	105	1003286.....	270	1003452.....	689
1003033.....	105	1003287.....	270	1003453.....	639
1003034.....	219	1003288.....	270	1003454.....	639

1003455.....	226	1004685.....	433	1004746.....	151
1003456.....	226	1004686.....	448	1004747.....	631
1003457.....	226	1004687.....	448	1004748.....	631
1003458.....	226	1004688.....	448	1004749.....	512
1003459.....	227	1004689.....	448	1004750.....	512
1003460.....	227	1004690.....	441, 773	1004751.....	512
1003466.....	410	1004691.....	441, 773	1004757.....	592
1003467.....	198	1004692.....	441, 773	1004759.....	121
1003468.....	198	1004693.....	441, 773	1004760.....	121
1003479.....	671, 672	1004694.....	389	1004761.....	121
		1004695.....	389	1004762.....	121
1003500		1004696.....	389	1004763.....	122
1003506.....	241	1004697.....	390	1004764.....	122
1003507.....	241	1004698.....	390	1004765.....	123
1003508.....	241	1004699.....	390	1004766.....	123
1003518.....	686			1004767.....	123
1003519.....	686	1004700		1004768.....	123
1003530.....	142	1004700.....	320	1004769.....	443, 772
1003532.....	142	1004701.....	320	1004770.....	443, 772
1003535.....	538	1004702.....	320	1004771.....	443, 772
1003536.....	538	1004703.....	319	1004772.....	443, 772
1003537.....	538	1004704.....	319	1004773.....	107, 155
1003538.....	539	1004705.....	319	1004774.....	107, 155, 277
1003539.....	656	1004706.....	224	1004775.....	107, 155, 277
		1004707.....	224	1004776.....	797
1004600		1004708.....	754	1004777.....	797
1004649.....	666	1004709.....	754	1004780.....	800
1004650.....	636	1004710.....	754	1004781.....	801
1004651.....	636	1004712.....	755	1004782.....	802
1004652.....	601	1004713.....	755	1004783.....	467
1004653.....	684	1004714.....	755	1004784.....	467
1004654.....	541	1004716.....	756	1004785.....	467
1004655.....	541	1004717.....	756		
1004657.....	185	1004718.....	756	1004800	
1004660.....	185	1004719.....	756	1004889.....	738
1004661.....	185	1004720.....	757	1004890.....	738
1004662.....	185	1004721.....	757	1004893.....	739
1004663.....	185	1004722.....	758	1004894.....	739
1004664.....	296	1004723.....	758	1004895.....	739
1004665.....	296	1004725.....	759	1004896.....	747
1004666.....	280	1004726.....	762	1004897.....	747
1004667.....	280	1004727.....	760	1004898.....	747
1004668.....	396	1004729.....	233	1004899.....	747
1004669.....	396	1004730.....	233		
1004670.....	188	1004731.....	233	1004900	
1004671.....	188	1004732.....	193	1004900.....	748
1004672.....	147	1004733.....	190	1004901.....	748
1004673.....	147	1004734.....	761	1004902.....	749
1004674.....	151	1004735.....	761	1004903.....	749
1004675.....	151	1004736.....	761	1004904.....	749
1004676.....	151	1004737.....	763	1004905.....	747
1004677.....	676	1004738.....	215	1004906.....	747
1004678.....	637	1004739.....	215	1004907.....	747
1004679.....	637	1004740.....	206	1004908.....	747
1004680.....	542	1004741.....	206	1004909.....	748
1004681.....	542	1004742.....	206	1004910.....	748
1004682.....	214	1004743.....	206	1004911.....	749
1004683.....	214	1004744.....	151	1004912.....	748
1004684.....	433	1004745.....	151	1004913.....	748

1004914.....	748	1005100	1005294.....	814	
1004915.....	748	1005125.....	635	1005295.....	814
1004916.....	748	1005126.....	635	1005296.....	814
1004917.....	748	1005148.....	624		
1004918.....	741	1005149.....	624	1005300	
1004919.....	741	1005150.....	624	1005301.....	815
1004920.....	741	1005151.....	624	1005302.....	815
1004921.....	741	1005153.....	624	1005303.....	815
1004922.....	741	1005154.....	624	1005304.....	815
1004923.....	741	1005155.....	624	1005305.....	816
1004924.....	742	1005156.....	624	1005306.....	817
1004925.....	742	1005157.....	624	1005307.....	816
1004926.....	742	1005177.....	121	1005308.....	816
1004927.....	743	1005178.....	123	1005309.....	816
1004928.....	743			1005310.....	816
1004929.....	743	1005200		1005311.....	812
1004930.....	743	1005201.....	629	1005312.....	812
1004931.....	743	1005202.....	675	1005313.....	813
1004932.....	745	1005205.....	611, 615, 672	1005314.....	813
1004933.....	471	1005206.....	611, 615, 672	1005315.....	813
1004934.....	471	1005207.....	611, 615, 672	1005316.....	813
1004935.....	471	1005214.....	176	1005317.....	815
1004936.....	471	1005215.....	176	1005318.....	815
1004937.....	431	1005216.....	176	1005380.....	795
1004938.....	431	1005217.....	176	1005381.....	795
1004939.....	433	1005218.....	176	1005382.....	795
1004940.....	433	1005241.....	795	1005383.....	796
1004941.....	433	1005262.....	611, 615, 672	1005384.....	801
1004942.....	433	1005263.....	611, 615, 672	1005387.....	799
1004943.....	433	1005265.....	816	1005390.....	101
1004944.....	433	1005268.....	816	1005391.....	101
1004957.....	666	1005269.....	810	1005392.....	100
1004969.....	185	1005271.....	810	1005394.....	100
1004970.....	113	1005272.....	810	1005395.....	146, 774
1004971.....	232	1005273.....	812	1005396.....	146, 774
1004972.....	812	1005274.....	814	1005397.....	440
1004973.....	812	1005275.....	814	1005399.....	440
1004974.....	812	1005276.....	814		
		1005277.....	814	1005400	
1005000		1005278.....	814	1005400.....	450
1005075.....	813	1005279.....	814	1005401.....	450
1005076.....	813	1005280.....	814	1005402.....	450
1005077.....	813	1005281.....	814	1005407.....	349
1005078.....	813	1005282.....	814	1005408.....	349
1005079.....	813	1005283.....	814	1005409.....	349
1005080.....	813	1005284.....	810	1005410.....	349
1005081.....	813	1005285.....	810	1005415.....	349
1005082.....	813	1005286.....	810	1005416.....	349
1005083.....	813	1005287.....	810	1005417.....	349
1005085.....	322	1005288.....	810	1005418.....	349
1005086.....	322	1005289.....	816	1005423.....	349
1005087.....	323	1005290.....	816	1005424.....	349
1005088.....	323	1005291.....	814	1005425.....	349
1005089.....	690	1005292.....	814	1005426.....	349
1005090.....	690	1005293.....	814	1005435.....	373

1005436.....	373	1006161.....	224
1005439.....	514	1006162.....	224
1005440.....	515	1006171.....	727
1005441.....	579	1006172.....	727
1005442.....	522	1006173.....	727
1005443.....	632	1006174.....	727
1005444.....	795	1006175.....	727
1005445.....	795	1006176.....	727
1005446.....	799	1006178.....	626
1005449.....	798	1006179.....	626
1005496.....	800	1006180.....	518
1005497.....	799	1006181.....	518
		1006182.....	518
1006100		1006183.....	627
1006104.....	730	1006184.....	521
1006105.....	730	1006185.....	118
1006106.....	717	1006186.....	118
1006107.....	717	1006187.....	118
1006120.....	802	1006188.....	118
1006121.....	371	1006189.....	118
1006122.....	371	1006190.....	118
1006123.....	334	1006191.....	589
1006124.....	334	1006192.....	589
1006125.....	334	1006193.....	589
1006126.....	334		
1006127.....	334	1006200	
1006128.....	334	1006202.....	799
1006133.....	797		
1006134.....	797		
1006135.....	807		
1006136.....	807		
1006137.....	807		
1006138.....	807		
1006139.....	807		
1006140.....	807		
1006141.....	807		
1006142.....	807		
1006143.....	807		
1006144.....	807		
1006145.....	807		
1006146.....	807		
1006147.....	807		
1006148.....	807		
1006149.....	807		
1006150.....	807		
1006151.....	807		
1006152.....	807		
1006153.....	807		
1006154.....	807		
1006155.....	472		
1006156.....	472		
1006157.....	444		
1006158.....	444		
1006159.....	166, 444, 472		
1006160.....	166, 444, 472		



NEW PANEL TRACK



NEW QUADRULO



NEW MILANDOS



NEW FLOODI



NEW VARIANT ONE DOUBLE



NEW PARA CONE



1005739 69

SINGLE-CIRCUIT

SINGLE-CIRCUIT MOUNTING TRACKS ...	528
SINGLE-CIRCUIT MOUNTING TRACKS accessories.....	467
SINGLE-CIRCUIT RECESSED TRACK	469
SINGLE-CIRCUIT RECESSED TRACK accessories.....	469

3-CIRCUIT**EUTRAC®**

EUTRAC® 3-CIRCUIT MOUNTING TRACK.....	435
EUTRAC® 3-CIRCUIT MOUNTING TRACK accessories	437
EUTRAC® 3-CIRCUIT RECESSED TRACK.....	439
EUTRAC® 3-CIRCUIT RECESSED TRACK accessories	439

S-TRACK

S-TRACK 3-CIRCUIT MOUNTING TRACK DALI.....	431
S-TRACK 3-CIRCUIT MOUNTING TRACK DALI accessories	433

A

ABRIDOR 60 Pole	576
ABRIDOR 100 Pole	576
ABRIDOR SENSOR WL.....	650
ABRIDOR WL	650
ACCANTO CL, E27	279
ACCANTO PD, E27	156
ACCANTO WL, E27	221

ACCESSORIES

1-10V dimmer 10W.....	792
Cable clamp	803
Cable extension	804
Compensation module	794
Ceiling hook.....	803
Connection box 5-pole.....	805
Connection box IP68, 3-pole.....	805
Connector strip 3 outlets.....	804
DALI CONTROLLER 24V DC.....	794
DALI INTERFACE 1-10V + on/off.....	777, 794
DALI UNIVERSAL DIMMER 10-300W....	777, 794
DALI UNIVERSAL DIMMER 3-25W	777, 794
Double-sided tape	804
GLENOS® Ceiling rosette	803
GU10 fitting	804
GU10 fitting with connection box and quick clamp	804
LED power supply 60W DALI, 24V, 2-channel	797
LED driver 1000mA 39W incl. strain relief	799
LED driver 100mA 40W	799
LED driver 100mA 60W incl. strain relief	802
LED driver 1050mA 30W incl. strain relief.....	799
LED driver 200mA 10W incl. strain relief	800
LED driver 200mA 6-8,4W incl. strain relief	797
LED driver 250-700mA 20W incl. strain relief	800
LED driver 250-700mA 40W incl. strain relief	800
LED driver 250mA 10 W.....	800
LED driver 320mA 3W incl. strain relief	800
LED driver 350mA 10W.....	798
LED driver 350mA 15W	798
LED driver 350mA 15W incl. strain relief	801

LED driver 350mA 20W	798
LED driver 350mA 20W incl. strain relief	801
LED driver 350mA 3W.....	797
LED driver 350mA 3W incl. strain relief	801
LED driver 500/600/700mA 30W incl. strain relief	801
LED driver 500mA 10W incl. strain relief	801
LED driver 500mA 15W.....	798
LED driver 700-1500mA 50W incl. strain relief	800
LED driver 700/90/100mA 40W incl. strain relief	802
LED driver 700mA 10W.....	798
LED driver 700mA 20W dimmable incl. strain relief	799
LED driver 700mA 39W incl. strain relief	799
LED driver 700mA 3W incl. strain relief	801
LED driver 700mA 40W.....	799
LED driver 700mA 6W.....	798
LED driver 800/900/1050mA 40W incl. strain relief	802
LED driver DALI.....	797
LED power supply.....	797
LED power supply 100W DALI, 24V, 2-channel	797
LED power supply 12V 100W incl. strain relief	797
LED power supply 12V 12W with strain relief	795
LED power supply 12V 15W.....	795
LED power supply 24V 12W with strain relief	795
LED power supply 24V 15W.....	795
LED power supply 24V 20W.....	795
LED power supply 24V 40W.....	795
LED power supply 24V 50W incl. strain relief	796
LED power supply 24V 60W.....	796
LED power supply 24V DC 100W with strain relief	796
LED power supply 24V DC 150W	796
LED power supply 24V DC 150W incl. strain relief	796
SLV VALETO® remote control, CCT/RGBW	783
SLV VALETO® Gateway	782
SLV VALETO® Wall-recessing dimmer.....	783
Stopper for wire rope	804
T-connector box 3-pole.....	805
TENSEO Transformer 12V AC 50VA	793
TENSEO Transformer 12V AC 105VA.....	793
TENSEO Transformer 12V AC 210VA	793
Textile cable 10m	803
Transformer 12V AC 10VA IP44	792
Transformer 12V AC 60VA	792
Transformer 12V AC 60VA IP44	792
Transformer 12V AC 150VA	792
Wire rope suspension.....	803

ADEGAN FL, E27.....	555
ADEGAN MANILA FL, E27	554
ADI EL	700
AINOS CW.....	688
AINOS CW SENSOR.....	688
AINOS CW SENSOR, square	689
AINOS CW, square	689
AKALO D83 EL, PHASE	407
ALPA CONE 100 Pole, E27	557
ALPA MUSHROOM 45 Pole, E27	557
ALPA MUSHROOM 75 Pole, E27	557
ALTRA DICE CL, QPAR51	274
ALTRA DICE CW, double, QPAR51... ..	274, 308
ALTRA DICE TRACK 1Ph., QPAR51	485
ALTRA DICE TRACK 3Ph., QPAR51	453
ANDREAS WL, QT-DE12.....	210

ANELA CL, PHASE	287
ANELA PD, PHASE	164
ANGOLUX SENSOR WL	642
ANGOLUX WL	642
ANILA EASYTEC® II, QPAR51.....	494
APONI 90 Pole, PHASE.....	558
APONI 120 Pole, PHASE.....	558
APONI WL, PHASE	658
ARLINA 60 WL.....	208
ARLINA 130 WL.....	208
ARROCK ARC Pole, QPAR51.....	535
ARROCK GRANITE 40 Pole, square, E27	534
ARROCK GRANITE 70 Pole, square, E27	534
ARROCK SLOT	537
ARROCK STONE 50 Pole.....	536
ARROCK STONE 75 Pole.....	536
ASMARA LV, QR-C51	502
ASSO 70 WL	200
ASSO 300 WL, PHASE	201
ASSO WL, PHASE	201
ASTINA CL, QPAR51	287
ASTINA PD, QPAR51	160
ASTINA STEEL WL, QPAR51.....	641
ASTINA UP/DOWN WL, QPAR51	217
ASTINA WL, QPAR51.....	641
ASTO CW, double, QPAR51	316
ASTO CW, quad, QPAR51.....	316
ASTO CW, single, QPAR51.....	316
ASTO CW, triple, QPAR51	316
ASTO TUBE CW, double, QPAR51	311
ASTO TUBE CW, single, QPAR51.....	311
ASTO TUBE CW, triple, QPAR51	311
AVO CW, double, QPAR51	315
AVO CW, quad, QPAR51.....	315
AVO CW, single, QPAR51.....	315
AVO CW, triple, QPAR51	315
AVO TRACK 1Ph., QPAR51.....	479
AVO TRACK 3Ph., QPAR51.....	459

B

BASKET WL, E27	211
BATO 35 CW, E27	333
BATO 45 CW, E27	288
BATTEN 120 CW	334
BATTEN 60 CW	334
BENA 120 CW.....	339
BENA 150 CW.....	339
BIG NAILS 50 POLE, E27	560
BIG NAILS 80 POLE, E27	560
BIG NAILS WL, E27	660
BIG NAUTILUS SP, round, QPAR51.....	593
BIG PLOT cover, 2er	728
BIG PLOT cover, 4er	728
BIG PLOT Module.....	728
BIG QUAD Up/Down WL.....	635
BIG QUAD WL	622, 633
BIG THEO CL	674
BIG THEO CL, QPAR111	674
BIG THEO UP/DOWN WL, QPAR111	619
BIG THEO WL.....	621
BIG THEO WL, QPAR111.....	621
BIMA 1Ph., double, QPAR51	482
BIMA 1Ph., single, QPAR51	482
BIMA 3Ph., double, QPAR51	456
BIMA 3Ph., single, QPAR51	456
BIMA EASYTEC® II, double, QPAR51	492
BIMA EASYTEC® II, single, QPAR51	492
BOOKAT Pole, PHASE.....	579
BOOKAT WL.....	632
BOX UP/DOWN WL, QT-DE12	652
BOX-L WL	686
BOX-L WL, E27	652
BRICK DOWNUNDER EL	703
BRICK DOWNUNDER EL, E14	703
BRICK EL, asymmetrical	702
BRICK EL, symmetrical	702
BRICK MESH EL, E14.....	702

BULAN CW, E14 691
 BULAN GRID CW, E27 691

C

C-POL POLE, E27 566
 C-POL WL, E27 659
 CARISO WL, PHASE 203
 CHROMBO WL, PHASE 204
 COMET LED LV 506
 COMET LV, QR-C51 506
 CONE FL, E27 551
 CONNECTED LED PANEL
 595x595mm, UGR<19 418
 CONNECTED LED PANEL
 620x620mm, UGR<19 418
 CONTONE® DL, round, rigid, PHASE 398
 CONTONE® DL, round, adjustable,
 PHASE 398
 COSMIC LV, QR-C51 503
 COUPA FLEX WL 222
 COUPA WL, QT14 222
 CUBIX FL, QPAR51 551

D

DASAR®

DASAR® 70 EL, square, QPAR51 721
 DASAR® 80 EL, round/square, QPAR51 721
 DASAR® 215 EL, round, E27 722
 DASAR® 215 EL, round/square, QPAR111 722
 DASAR® 218 EL, QR111 722
 DASAR® 255 EL 718
 DASAR® 270 EL, asymmetrical 719
 DASAR® 270 EL, symmetrical 719
 DASAR® 370 EL, round 723
 DASAR® 920 EL 718
 DASAR® EXACT 116 EL,
 round/square, QPAR51 721
 DASAR® FLAT 80 EL 716
 DASAR® FLAT 120 EL 717
 DASAR® PROJECTOR SP, 12/24V 598
 DASAR® PROJECTOR SP, 230V 598

DEKLED EL 404
 DELWA WL 647
 DENA 30 WL, E14 211
 DIO FLEX PLATE WL 228, 229
 DIO FLEX PLATE WL QPAR51 228
 DIRETO 60 WL, PHASE 206
 DIRETO 90 WL, PHASE 206
 DISPLAY ADL 50 QPAR51 245
 DL 126 EL 394
 DOLIX OUT EL, square, QPAR51 405, 713
 DOLIX OUT EL, round, QPAR51 405, 713
 DORISA 30 238
 DORISA 50 239
 DOWNUNDER OUT L EL 701
 DOWNUNDER OUT M EL 701
 DOWNUNDER OUT S EL 701
 DOWNUNDER OUT WL, square 648
 DOWNUNDER OUT WL, round 648
 DOWNUNDER PUR 80 EL 412
 DOWNUNDER PUR 150 EL 412
 DURNO 504

E

EASYTEC® II

EASYTEC® II track 491
 EASYTEC® II track, accessories 491

ENOLA

ENOLA B CL, QPAR51 281
 ENOLA B CW, double, QPAR51 307
 ENOLA B CW, single, QPAR51 307
 ENOLA B PD, QPAR51 161, 481
 ENOLA B TRACK 1Ph., QPAR51 480
 ENOLA B WL, QPAR51 217
 ENOLA C CL 281
 ENOLA C CL, PHASE 281

ENOLA C POLE 580
 ENOLA C TRACK 1Ph 480
 ENOLA C TRACK 3Ph 459
 ENOLA PD, E27 161
 ENOLA ROUND S CL 671
 ENOLA ROUND S WL, single 611
 ENOLA ROUND L CL 671
 ENOLA ROUND L WL, single 611
 ENOLA ROUND M CL 671
 ENOLA ROUND M WL, single 611
 ENOLA SQUARE S CL 672
 ENOLA SQUARE S WL, single 615
 ENOLA SQUARE M CL 672
 ENOLA SQUARE M WL, single 615
 ENOLA SQUARE L CL 672
 ENOLA SQUARE L WL, single 615
 ENOLA accessories 617

ESKINA 30 Pole 516
 ESKINA 80 Pole 516
 ESKINA D display, PHASE 665
 ESKINA FRAME 45 Pole, single 512
 ESKINA FRAME 75 Pole, double 512
 ESKINA FRAME 75 Pole, single 512
 ESKINA FRAME 125 Pole, double 514
 ESKINA FRAME 175 Pole, double 515
 ESKINA FRAME WL 631
 ESKINA FRAME WL, double 631
 ESKINA SPOT CW, PHASE 683
 ESKINA SPOT SENSOR CW, PHASE 682
 EURO CUBE 3Ph 451
 EURO SPOT TRACK 1Ph., QPAR51 485
 EURO SPOT TRACK 3Ph., QPAR111 452
 EURO SPOT TRACK 3Ph., QPAR51 452

F

F-POL POLE, E27 567
 F-POL WL, E27 659

FENDA

FENDA 15 cm, round 107, 155
 FENDA 30 cm, round 107, 155, 277
 FENDA 45 cm, round 107, 155, 277
 FENDA BOW BASIS FL, E27 106
 FENDA ceiling rosette, E27 276
 FENDA FL, E27 104, 105
 FENDA glass screen 154
 FENDA half shade 218
 FENDA Ø 20 cm, round 218
 FENDA Ø 40 cm, round 107, 154
 FENDA Ø 70 cm, round 107, 155, 277
 FENDA PD, E27 154
 FENDA TL, E27 104, 105
 FENDA WL, Basis, E27 218, 219
 FENDA WL, E27 219

FERA 25 CL 285
 FERA 25 CL, DALI 284
 FITU CUBE WL, E27 215
 FITU CW, E27 318
 FITU FL, E27 109
 FITU MIX & MATCH accessories 151
 FITU PD, E27 150
 FITU TL, E27 109
 FITU wall bracket 214
 FITU WL, E27 214
 FLAC BEAM® SP 591
 FLATT 100 POLE 575
 FLATT 65 POLE 575
 FLATT SENSOR WL 640
 FLATT WL 640
 FLOODI L SP 589
 FLOODI M SP 589
 FLOODI S SP 589
 FORCHINI 50 PD, E27 170
 FORCHINI 70 PD, E27 170
 FORCHINI M 40 PD, E27 171
 FORCHINI M 40 TRACK 1Ph., E27 477
 FORCHINI M 40 TRACK 3Ph., PD, E27 447
 FORCHINI M 50 PD, E27 171

FRAME BASIC RL 409
 FRAME BASIC RL, HV 409
 FRAME BASIC SET RL 408
 FRAME CURVE EL 408
 FRAME CURVE EL, HV 408

G

GALEN 120 SP 591
 GALEN 60 SP 591
 GIMBLE OUT EL 724
 GLASSA CW, square, E27 332
 GLENOS PD, 1m, 1-10V 143
 GLENOS PD, 2m, 1-10V 143
 GLENOS® 60 WL 241
 GLOO PURE 27 Pole, E27 545
 GLOO PURE 44 Pole, E27 545
 GLOO PURE 70 Pole, E27 545
 GLOO PURE WL, E27 658
 GRAFIT 30 Pole, E27 521
 GRAFIT 30 Pole, round, E27 518
 GRAFIT 60 Pole, E27 521
 GRAFIT 60 Pole, round, E27 518
 GRAFIT 90 Pole, E27 521
 GRAFIT 90 Pole, round, E27 518
 GRAFIT SENSOR WL, square, E27 627
 GRAFIT SENSOR WL, round, E27 626
 GRAFIT WL, square, E27 627
 GRAFIT WL, round, E27 626

GRAZIA LED strips

GRAZIA IP FLEXSTRIP, 24V 761
 GRAZIA IP FLEXSTRIP, RGBW, 24V 763
 GRAZIA IP FLEXSTRIP,
 Tunable white, 24V 762
 GRAZIA PRO FLEXSTRIP, 24V 756
 GRAZIA PRO FLEXSTRIP, RGBW, 24V 760
 GRAZIA PRO FLEXSTRIP,
 Tunable white, 24V 759
 GRAZIA PRO MAX FLEXSTRIP, 24V 757, 758

GRAZIA profiles

GRAZIA 10 Mounting profile, flat 735
 GRAZIA 10 Mounting profile, standard 735
 GRAZIA 10 Installation profile 735
 GRAZIA 10 Accessories 736, 737
 GRAZIA 10 EDGE Mounting profile 738
 GRAZIA 10 EDGE Accessories 739
 GRAZIA 20 Mounting profile, Flat 741
 GRAZIA 20 Mounting profile, standard 741
 GRAZIA 20 Installation profile 742
 GRAZIA 20 Accessories 743, 744, 745
 GRAZIA 60 Mounting profile 747
 GRAZIA 60 Installation profile 747
 GRAZIA 60 Accessories 748, 749

H

H-LIGHT DL, oval, PHASE 399
 H-LIGHT DL, round, PHASE 399
 H-POL 30 Pole 572
 H-POL 60 Pole 572
 H-POL TWIN 30 Pole 573
 H-POL TWIN 60 Pole 573
 HELIA 30 PD 158
 HELIA 30 PD, PHASE 158
 HELIA 40 PD 159
 HELIA 40 PD, PHASE 159
 HELIA 50 TRACK 1Ph 483
 HELIA 50 TRACK 3Ph 457
 HELIA AMBIENT 35 PD 157
 HELIA AMBIENT 35 PD, PHASE 157
 HELIA CW, double, PHASE 299, 685
 HELIA CW, single, PHASE 299, 685
 HELIA EL 400
 HELIA Pole, double, PHASE 581, 582
 HELIA Pole, single, PHASE 581, 582
 HELIA SPOT S SP, single, PHASE 599
 HELIA SPOT L SP, single, PHASE 599
 HORN DL, double, QPAR51 371
 HORN DL, GU10, blower door tested 373

HORN DL, single, asymmetrical, QPAR51 ...371
 HORN DL, single, QPAR51 370, 372
 HORN EL, single, QPAR51 372
 HORN MAGNA 375
 HORN MINI EL 370
 HORN-T EL, QPAR111 374

I

I-PENDANT PRO PD, 1195x295mm, DALI .. 140
 IMPERVA 120 CW 692
 IMPERVA 150 CW 692
 INDA CW, QPAR51 308
 IPERI 50 Pole 577
 IPERI WL 662

K

KADUX EL, double, 1-10V 380
 KADUX EL, double, PHASE 379
 KADUX EL, double, QPAR111 378
 KADUX EL, double, QPAR51 376
 KADUX EL, single, 1-10V 380
 KADUX EL, single, PHASE 379
 KADUX EL, single, QPAR111 378
 KADUX EL, single, QPAR51 376
 KADUX EL, triple, PHASE 379
 KADUX EL, triple, QPAR51 376
 KALU CW, double, PHASE 303
 KALU CW, double, QPAR111 304
 KALU CW, quad, PHASE 303
 KALU CW, quad, QPAR111 304
 KALU CW, single, PHASE 303
 KALU CW, single, QPAR111 304
 KALU CW, triple, PHASE 303
 KALU CW, triple, QPAR111 304
 KALU TRACK 1Ph., PHASE 484
 KALU TRACK 1Ph., QPAR111 484
 KALU TRACK 3Ph., PHASE 454
 KALU TRACK 3Ph., QPAR111 454
 KALU TRACK 3Ph., QR111 454
 KAMUELA ECO EL, round, PHASE .. 406, 710
 KANO EASYTEC® II, QPAR51 492
 KARDAMOD CL, double, square,
 QPAR111 275
 KARDAMOD CL, single, square,
 QPAR111 275
 KARPO 30 CW, single 296
 KARPO 30 CW, single, PHASE 296
 KARPO 30 EL 400
 KARPO 30 WL, single 225
 KARPO FL 108
 KARPO GOOSE WL 224
 KARPO MAGN CW, single, PHASE 224
 KARPO TL 108
 KARPO WL 225
 KENKUA SPOT WL, E27 220
 KENKUA WL, E27 220
 KERAS ELT WL, E27 661
 KINI EL, PHASE 407, 709

L

L-LINE 120 WL 242
 L-LINE 60 WL 242
 L-LINE OUT 30 FL, vertical 538
 L-LINE OUT 50 Pole, horizontal 538
 L-LINE OUT 60 FL, vertical 538
 L-LINE OUT 80 Pole, horizontal 539
 L-LINE OUT WL 656
 LED PANEL 600x600mm 419
 LED PANEL 620x620mm 419
 LIGHT EYE® 150 3Ph., PD,
 QPAR111 446, 476
 LIGHT EYE® 150 EASYTEC® II, PD,
 QPAR111 495
 LIGHT EYE® 150 PD, QPAR111 172
 LIGHT EYE® 150 TRACK 3Ph., QPAR111. 446
 LIGHT EYE® 150 TRACK EASYTEC® II,
 QPAR111 495

LIGHT EYE® 90 1Ph., QPAR51 476
 LIGHT EYE® 90 PD, GU10 172

LIGHTBULB

LED A60 E27 815
 LED A60 E27, Mirrorhead, chrome 816
 LED A60 E27, RGBW, smart 815
 LED A60 E27, tunable 2700-6500K,
 smart 815
 LED C35 E14 810
 LED G125 E27, Mirrorhead, chrome 817
 LED G53 811
 LED G95 E27 816
 LED QPAR 111 GU10 814
 LED QPAR111 GU10, RGBW, smart 813
 LED QPAR111 GU10, RGBW, smart 813
 LED QPAR111 GU10,
 tunable 2700-6500K, smart 813
 LED QPAR51 GU10 812,813
 LED QPAR51 GU10, RGBW, smart 812
 LED QPAR51 GU10,
 tunable 2700-6500K, smart 812
 LED QR51 GU5,3 811
 LED QT-DE12 R7S, 118 mm 810
 LED QT-DE12 R7S, 78 mm 810
 LED QT14 G9 810
 LED SPIKE SP 601
 LED SPOT SP 666
 LED ST58 E27 816
 LED ST64 E27 816
 LED T32 Filament GU10 811
 LED T38 E27 816
 LED T45 E27 816
 LED TCR-TSE GX53 810

LIGHTPOINT EL 401
 LIPA CW, PHASE 690
 LIPSY® 30 CW, Dome 326
 LIPSY® 30 CW, Drum 329
 LIPSY® 40 CW, Dome 326
 LIPSY® 40 CW, Drum 329
 LIPSY® 40 CW, Drum, DALI 330
 LIPSY® 50 CW, Dome 326
 LIPSY® 50 CW, Drum 329
 LIPSY® 50 CW, Drum, DALI 330
 LISENNE 40 Pole, E27 553
 LISENNE 70 Pole, E27 553
 LISENNE PD, E27 164
 LISENNE WL, E27 213
 LOGS 40 Pole 517
 LOGS 70 Pole 517
 LOGS IN L WL, PHASE 197
 LOGS IN WL 196
 LOGS IN WL, PHASE 196
 LOGS WL 652
 LONG GRILL CW 336

M

MAGANDA TL 113
 MAGANDA WL 232
 MALANG CW 139, 295
 MANA 40 Shade, round 185
 MANA 60 Shade, round 185
 MANA BASE round 185
 MANA BASE WL, round, PHASE 185
 MANA OUT WL, PHASE 655
 MANA Shade 186, 187
 MANA WL, Basis 187
 MANA WL, Basis, PHASE 186, 187
 MARONA WL, PHASE 288
 MARYLIN 40/60/90 WL 235
 MECANICA PLUS FL 111
 MECANICA PLUS TL 111

MEDO

MEDO 30 AMBIENT CW, DALI 136, 260
 MEDO 30 AMBIENT CW, PHASE 134, 258
 MEDO 30 CL, 1-10V 130, 254
 MEDO 30 CL, PHASE 133, 257

MEDO 30 EL, Mounting frame 416
 MEDO 30 EL, Frameless 414
 MEDO 40 AMBIENT CW, DALI 136, 260
 MEDO 40 AMBIENT CW, PHASE 134, 258
 MEDO 40 CL, 1-10V 131, 255
 MEDO 40 CL, PHASE 133, 257
 MEDO 40 EL, Mounting frame 416
 MEDO 40 EL, Frameless 415
 MEDO 60 AMBIENT CW, DALI 136, 260
 MEDO 60 AMBIENT CW, PHASE 134, 258
 MEDO 60 CL, 1-10V 131, 255
 MEDO 60 CL, square, 1-10V 132, 256
 MEDO 60 CL, square, DALI 138, 261
 MEDO 60 EL, Mounting frame 416
 MEDO 60 EL, Frameless 415
 MEDO 90 AMBIENT CL, DALI 137, 261
 MEDO 90 AMBIENT CL, PHASE 135, 259
 MEDO 90 CL, 1-10V 131, 255
 MEDO 90 EL, Mounting frame 417
 MEDO 90 EL, Frameless 415
 MEDO RING 60 PD, 1-10V 128
 MEDO RING 60 PD, DALI 129
 MEDO RING 90 PD, 1-10V 128

MELAN CW, E27 332
 MERADO FLOOD WL, PHASE 231
 MERIDIAN BOX SENSOR WL, E27 630
 MERIDIAN BOX WL, E27 630
 MIBO UP/DOWN WL, QT14 237
 MILANDOS 4 DL 349
 MILANDOS 6 DL 349
 MILANDOS 8 DL 349
 MOBALA EL 413
 MOLAT CL, E27 677
 MOLAT PD, E27 552
 MOLAT Pole, E27 552
 MOLAT WL, E27 657
 MYRA CW, single, QPAR51 666
 MYRA DISPLAY WL, curved, QPAR51 665
 MYRA SPOT Double, GU10 583
 MYRA UP/DOWN WL, QPAR51 644
 MYRA WL, double, QPAR51 686

N

NAGY 75 CL, QPAR51 287
 NAUTILUS 10 SP, square 597
 NAUTILUS 10 SP, round, QPAR51 593, 594
 NAUTILUS 10 SPOT LED SP 595
 NAUTILUS 10 SPOT SP, QPAR51 595
 NAUTILUS SP, QR-C51 595
 NAUTILUS WL QPAR51 666
 NEPRO DISPLAY QT-DE12 245
 NEW FLAT WL, RGB-W 209

NEW TRIA

NEW TRIA 45 DL, round 356
 NEW TRIA 45 Single, square, CS 356
 NEW TRIA 68 DL, square 357, 359
 NEW TRIA 68 DL, square, PHASE 359, 361
 NEW TRIA 68 DL, square, QPAR51 350
 NEW TRIA 68 DL, round 357, 358
 NEW TRIA 68 DL, round, PHASE 360, 361
 NEW TRIA 68 DL, round, QPAR51 350
 NEW TRIA 77 DL, square 362, 363
 NEW TRIA 77 DL, round 362
 NEW TRIA 78 DL, square, QPAR51 .. 352, 353
 NEW TRIA 78 DL, round, QPAR51 352
 NEW TRIA 78 XL DL, square, QPAR51 351
 NEW TRIA 78 XL DL, round, QPAR51 351
 NEW TRIA 110 DL, square, PHASE .. 366, 367
 NEW TRIA 110 DL, round, PHASE 366
 NEW TRIA 150 DL, square, 1-10V 369
 NEW TRIA 150 DL, square, QPAR111 355
 NEW TRIA 150 DL, round, 1-10V 368
 NEW TRIA 150 DL, round, QPAR111 355
 NEW TRIA 155 DL, double 364, 365
 NEW TRIA 155 DL, double, QPAR51 354
 NEW TRIA 300 DL, double, QPAR111 355

NOBLO CW, double, PHASE.....	300
NOBLO CW, PHASE.....	300
NOBLO CW, single, PHASE.....	300
NOBLO CW, triple, PHASE.....	300
NOBLO SPOT 1Ph.....	483
NOBLO SPOT 1Ph., Triple Track Set.....	470
NOBLO SPOT 3-circuit.....	458
NOBLO SPOT LV, Rope Track.....	506
NOTAPO L RL.....	410
NOTAPO S RL.....	410
NOYA PD, PHASE.....	142

NUMINOS®

NUMINOS® accessories.....	58-61
NUMINOS® 3Ph.....	62-71
NUMINOS® CL.....	74-87
NUMINOS® CW.....	72-73
NUMINOS® DL.....	28-61
NUMINOS® PD.....	88-95

O

OCCULDAS 13 DL, indirect, PHASE.....	273
OCCULDAS 14 EL, indirect, PHASE.....	397
OCCULDAS 23 DL, indirect, PHASE.....	273
OCCULDAS 23 EL, indirect, PHASE.....	397
OCULUS CL, Move, PHASE.....	396
OCULUS CL, PHASE.....	280
OCULUS CW, PHASE.....	296
OCULUS PD, single, PHASE.....	147
OCULUS UP/DOWN WL, PHASE.....	188
ONE 40 CW, DALI.....	294
ONE 40 TRACK 3Ph., DALI.....	443
ONE 60 PD, DALI.....	120
ONE 60 PD, DALI, up/down.....	121
ONE 60 PD, PHASE, up/down.....	121
ONE 60 WL, DALI.....	294
ONE 80 PD, DALI.....	120
ONE 80 PD, DALI, up/down.....	122
ONE DOUBLE PD, DALI, up/down.....	123
ONE DOUBLE PD, PHASE, up/down.....	123
ONE LINEAR 100 PD, PHASE, up/down.....	118
ONE LINEAR 140 PD, PHASE, up/down.....	118
ONE TRIPLE PD, DALI.....	119
ORBIT LV, QR111.....	504
ORDI SENSOR WL.....	651
ORDI WL.....	651
OSSA 180 WL, QT-DE12.....	202
OSSA 300 WL, QT-DE12.....	202
OTOS GLAS Pole, E27.....	550
OUT 65 EL, round, PHASE.....	423, 708
OUT-BEAM FRAME SP.....	686
OVALISK 75 Pole.....	542
OVALISK 100 Pole.....	542
OVALISK CL.....	676
OVALISK SENSOR WL.....	637
OVALISK WL.....	637

P

P-LIGHT CW.....	340, 341
P-LIGHT EL.....	420
PANEL 60 CL, round, DALI.....	263
PANEL 60 CL, round, PHASE.....	262
PANEL 60 PD, round, DALI.....	141
PANEL CL, 1200x300mm, DALI.....	263
PANEL CL, 1200x300mm, PHASE.....	262
PANEL TRACK 1Ph., square.....	471
PANEL TRACK 1Ph., round.....	471
PANTILO 20 PD, E27.....	162
PANTILO 28 PD, E27.....	162
PANTILO CONVEX 29.....	163
PANTILO CONVEX 40 PD, E27.....	163
PARA 380 PD, E27.....	179
PARA CONE 14 1Ph., PD, QPAR51.....	474
PARA CONE 14 1Ph., QPAR51.....	474
PARA CONE 14 3Ph., PD, QPAR51.....	445
PARA CONE 14 3Ph., QPAR111.....	445
PARA CONE 30 PD, E27.....	167

PARA CONE GL 1Ph., GU10.....	472
PARA CONE GL 3Ph., GU10.....	444
PARA CONE GL PD, GU10.....	166, 444, 472
PARA DOME PD, E27.....	176
PARA DOME.....	Shade 176
PARA FLAC PD/CL.....	179
PARA FLAC PD/CL, DALI.....	179
PATTA-F EL, square, PHASE.....	422, 708
PATTA-F EL, round, PHASE.....	422, 708
PATTA-I DL, square, PHASE.....	420, 706
PATTA-I EL, square, PHASE.....	421, 707
PATTA-I EL, round, PHASE.....	420, 421, 706, 707
PEMA® WL.....	638, 639
PEMA® WL, E27.....	639
PHELIA 25 PD, E27.....	169
PHELIA 30 PD, E27.....	169
PHELIA FL, E27.....	110
PHELIA TL, QPAR51.....	110
PHELIA WL, QPAR51.....	230
PHOTONIA CL, E27.....	677
PHOTONIA PD, E27.....	548
PHOTONIA Pole, E27.....	549
PHOTONIA TL, E27.....	548
PHOTONIA WL, E27.....	657
PIKA DL, round, QPAR51, pivoting.....	395
PIKA DL, round, QPAR51, rigid.....	395

PLASTRA

PLASTRA 101 WL, E14.....	194
PLASTRA 104 CL, E27.....	283
PLASTRA 104 WL, QT14.....	194
PLASTRA 105 CL, E27.....	282
PLASTRA 25 PD, round, TCR-TSE.....	175
PLASTRA CL, PHASE.....	282
PLASTRA CL, QPAR51.....	282
PLASTRA CW, round.....	193
PLASTRA RL, square, QPAR51.....	403
PLASTRA RL, round, QPAR51.....	402
PLASTRA WL, Cube, QT14.....	190
PLASTRA WL, Cubes.....	190
PLASTRA WL, Curve, QT-DE12.....	194
PLASTRA WL, E14.....	191
PLASTRA WL, square.....	223
PLASTRA WL, semi-circle.....	193
PLASTRA WL, QPAR51.....	193
PLASTRA WL, square, QT-DE12.....	191

PLYTTA.....	505
POWER TRAIL-LITE® EL, round/square.....	724
PURI CW, double, QPAR51.....	312
PURI CW, quad, QPAR51.....	312
PURI CW, single, QPAR51.....	312
PURI CW, triple, QPAR51.....	312
PURI TRACK 1Ph., QPAR51.....	478
PURI TRACK 1Ph., Triple Track Set.....	470
PURI TRACK 3Ph., QPAR51.....	453
PURIA TRACK 1Ph., QPAR51.....	478
PURISA WL, E27.....	211

Q

Q-LINE® CL, 1m, BAP, PHASE.....	264
Q-LINE® CL, 2m, BAP, PHASE.....	265
Q-LINE® PD, 1m, BAP, PHASE.....	144, 145
Q-LINE® PD, 2m, BAP, PHASE.....	144, 145
Q-LINE® PD, DALI, single.....	145
Q-LINE® WL.....	243
QUAD FRAME 14 WL.....	198
QUAD FRAME 19 WL.....	198
QUAD FRAME 9 WL.....	410
QUAD POLE.....	578
QUAD UP/DOWN 12 WL.....	634
QUAD UP/DOWN 15 WL.....	634
QUAD WL.....	633
QUADRASS PD, E27.....	165
QUADRASS SPOT WL, E27.....	212
QUADRASS WL, E27.....	212
QUADRASYL 75 Pole, TCR-TSE.....	577
QUADRASYL WL, TCR-TSE.....	662

QUADRULO CL.....	675
QUADRULO FL.....	522
QUADRULO SENSOR WL, E27.....	629
QUADRULO WL.....	629
QUADRULO WL, E27.....	629

R

RASCALI 45 Pole.....	579
RASCALI 65 Pole.....	579
RASCALI WL.....	661
RETRATO WL, PHASE.....	244
ROCCI 200 EL, round/square.....	730
ROCCI EL, square.....	730
ROCCI EL, round.....	730
ROTBALL 25 CL, E27.....	289
ROTBALL 25 FL, E27.....	546
ROTBALL 25 PD, E27.....	174
ROTBALL 40 CL, E27.....	289
ROTBALL 40 FL, E27.....	546
ROTBALL 40 PD, E27.....	174
ROTBALL 50 FL, E27.....	546
ROTBALL 50 PD, E27.....	174
ROX ACRYL 30.....	561
ROX ACRYL 60.....	561
ROX ACRYL 90.....	561
ROX CL, GX53.....	679
ROX CL, QPAR111.....	679
ROX UP/DOWN WL, QPAR111.....	645
ROX WL, QPAR111.....	645
RUBA 27/42 CW.....	690
RUSTY® UP/DOWN WL, square.....	636
RUSTY® UP/DOWN WL, round.....	636
RUSTY® 40 Pole.....	528, 532
RUSTY® 40 Pole, E27.....	529, 533
RUSTY® 70 Pole.....	528, 532
RUSTY® 70 Pole, E27.....	529, 533
RUSTY® CONE 24 FL, E14.....	530
RUSTY® CONE 40 Pole, E27.....	530
RUSTY® CONE 70 Pole, E27.....	530
RUSTY® PATHLIGHT 40 Pole.....	527
RUSTY® PATHLIGHT 70 Pole.....	527
RUSTY® PATHLIGHT Pole, TCR-TSE.....	527
RUSTY® SLOT 50 Pole.....	524
RUSTY® SLOT 50 Pole, E27.....	524
RUSTY® SLOT 80 Pole.....	524
RUSTY® SLOT 80 Pole, E27.....	525

S

SAIL WL.....	655
SALUNA LV, QR-C51.....	503
SAMRINA SP, single, GU10.....	592
SEDO 7 WL.....	207
SEDO 14 WL.....	207
SEDO 21 WL.....	207
SENER 12 CW, square, PHASE.....	319
SENER 12 CW, round, PHASE.....	320
SENER 12 EL, round.....	389, 390
SENER 18 CW, square, PHASE.....	319
SENER 18 CW, round, PHASE.....	320
SENER 18 EL, round.....	389, 390
SENER 24 CW, square, PHASE.....	319
SENER 24 CW, round, PHASE.....	320
SENER 24 EL, round.....	389, 390
SHELL 15 WL, PHASE.....	199
SHELL 30 WL, PHASE.....	199
SIGHT 60 CW.....	337
SIGHT 115 CW.....	337
SIGHT MOVE 3Ph., DALI.....	441
SIGHT MOVE 3Ph.....	448
SIGHT TRACK 3Ph.....	450
SIGHT TRACK 3Ph., DALI.....	440
SIMA CW, square, PHASE.....	323
SIMA CW, square, Sensor.....	323
SIMA CW, round, PHASE.....	322
SIMA CW, round, Sensor.....	322
SITRA 360 CW, TCR-TSE.....	684
SITRA 360 Pole, TCR-TSE.....	583
SITRA 360 SPIKE SP, double, TCR-TSE.....	603
SITRA 360 SPIKE SP, single, TCR-TSE.....	602

SITRA CL, TCR-TSE.....	679
SITRA CUBE WL.....	622
SITRA CUBE WL, TCR-TSE.....	622
SITRA S WL, single, square.....	624
SITRA M WL, up/down, square.....	624
SITRA L WL, up/down, square.....	624
SITRA UP/DOWN WL.....	644
SITRA UP/DOWN WL, TCR-TSE.....	644
SITRA WL, TCR-TSE.....	661
SLOTBOX 40 Pole.....	574
SLOTBOX 70 Pole.....	574
SLOTS 45 Pole.....	570
SLOTS 65 Pole.....	571
SLOTS WL.....	647
SMALL PLOT cover, double.....	727
SMALL PLOT cover, quadruple.....	727
SMALL PLOT module.....	727
SOLASTO EL, round.....	731
SOLID CUBE WL, QT14.....	216
SOMNILA FLEX WL, left.....	227
SOMNILA FLEX WL, right.....	227
SOMNILA SPOT WL, left.....	226
SOMNILA SPOT WL, right.....	226
SOPRANA CL, E27.....	278
SPOT 79 CW, QPAR51.....	308
SPOT DISPLAY E27.....	245
SQUARE POLE 30 Pole, E27.....	568
SQUARE POLE 60 Pole, E27.....	568
SQUARE POLE 90 Pole, E27.....	568
SQUARE TURN WL, G9.....	662
SQUARE WL, E27.....	660
STRUCTEC ZOOM 3 Ph.....	457
SUN / BIG SUN PD, E27.....	173
SUPROS 78 CL, PHASE.....	271
SUPROS 78 EL, Move, PHASE.....	383
SUPROS 78 EL, PHASE.....	382
SUPROS 78 PD.....	148
SUPROS 78 UP/DOWN WL, PHASE.....	189
SUPROS CL, Move.....	270
SUPROS DL.....	384, 385
SUPROS DL, Move.....	386, 387
SUPROS PD.....	148, 149
SYNA SP.....	601
SYROS LV, QR-C51.....	503

T

TEC KALU TRACK 3Ph., double, PHASE.....	459
TELESKOP LV, QR-C51.....	502
TENORA CL, E27.....	278

TENSEO Low-voltage cable

TENSEO Low-voltage cable.....	500
TENSEO Low-voltage cable accessories.....	501

TERANG 200 CW.....	692
THEO BRACKET 50 Pole.....	541
THEO BRACKET 70 Pole.....	541
THEO BRACKET CW.....	684
THEO BRACKET SP.....	601
THEO PATHLIGHT Pole, double.....	540
THEO PATHLIGHT Pole, single.....	540
THEO UP/DOWN WL, QPAR51.....	216, 618
THEO WL, QPAR51.....	620
TODAY PRO Display.....	665
TONGA® 1Ph., PD, E14.....	475
TONGA® EASYTEC® II, PD, E14.....	494
TONGA® PD, E14.....	165
TONILA TL.....	112
TOTHEE CW, PHASE.....	298
TRAIL-LITE® 60 EL.....	724
TRIADEM PD, E27.....	156
TRILEDO CL, double, square.....	269
TRILEDO CL, double, square, QPAR51.....	266
TRILEDO CL, single, square.....	269
TRILEDO CL, single, square, QPAR51.....	266
TRILEDO CL, single, round.....	269
TRILEDO CL, single, round, QPAR51.....	266
TRUKKO 60 WL.....	234

TRUKKO 90 WL.....	234
TRUKKO WL, rectangular.....	233
TRUKKO WL, round.....	233
TRUST 30 Pole.....	559
TRUST 60 Pole.....	559

V

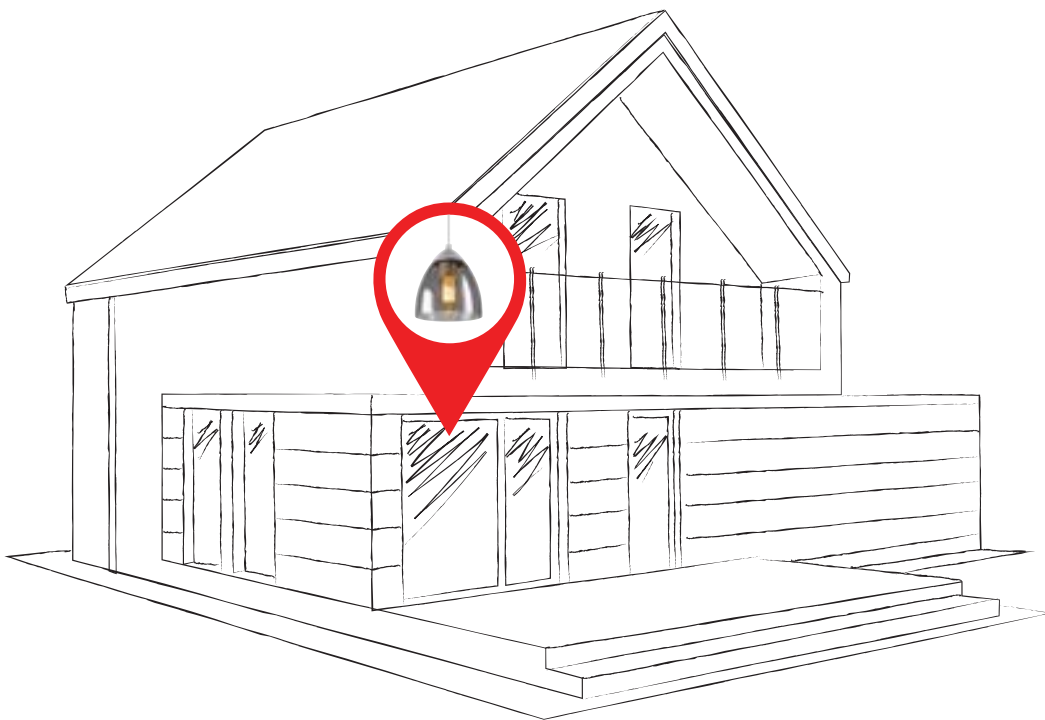
VAP 40.....	562
VAP 70.....	562
VAP 100.....	562
VAP SLIM 30 Pole, E27.....	565
VAP SLIM 60 Pole, E27.....	565
VAP SLIM 90 Pole, E27.....	565
VARU EL, QPAR51.....	404, 711
VERLUX EL, square, PHASE.....	393
VILUA S WL.....	643
VILUA L WL.....	643
VILUA UP/DOWN, WL.....	643

W

WALLYX WL, QPAR51.....	647
WL 106 E14.....	237
WL 149 WL, PHASE.....	205
WL 149 WL, QT-DE12.....	205
WORKLIGHT FL.....	101
WORKLIGHT PD, DALI.....	146
WORKLIGHT TL.....	100
WORO EL.....	413

REFERENCE PROJECTS WITH **SLV LIGHTING** **SOLUTIONS**

Get to know many other possible applications of SLV products within real projects. GOOD LIGHT References provides you with an overview of diverse lighting concepts by and for our customers.





From single-family homes with gardens to DALI-controllable shop lighting and right through to large projects such as hotel and office complexes: with SLV you have a strong partner for all areas of application at your side.

See for yourself and be inspired by our completed projects.

SCAN THE QR CODE NOW >>>




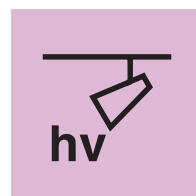
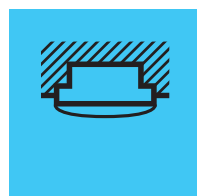
You can find more inspiration and references at
www.slv.com



„Raum und Licht und Ordnung.

Das sind die Dinge, die man genauso braucht
wie Brot oder einen Platz zum Schlafen.“

Le Corbusier





„Design is the appropriate combination of materials in order to solve a problem.“

Charles Eames, Designer





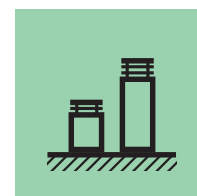

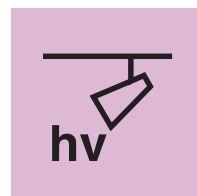

„Inspiration exists,
but you have
to find it working.“

Pablo Picasso



„Licht schafft Atmosphäre und
das Gefühl des Raums
sowie den Ausdruck einer Struktur.“

Le Corbusier





„The details are
not the details.
They make the design.“

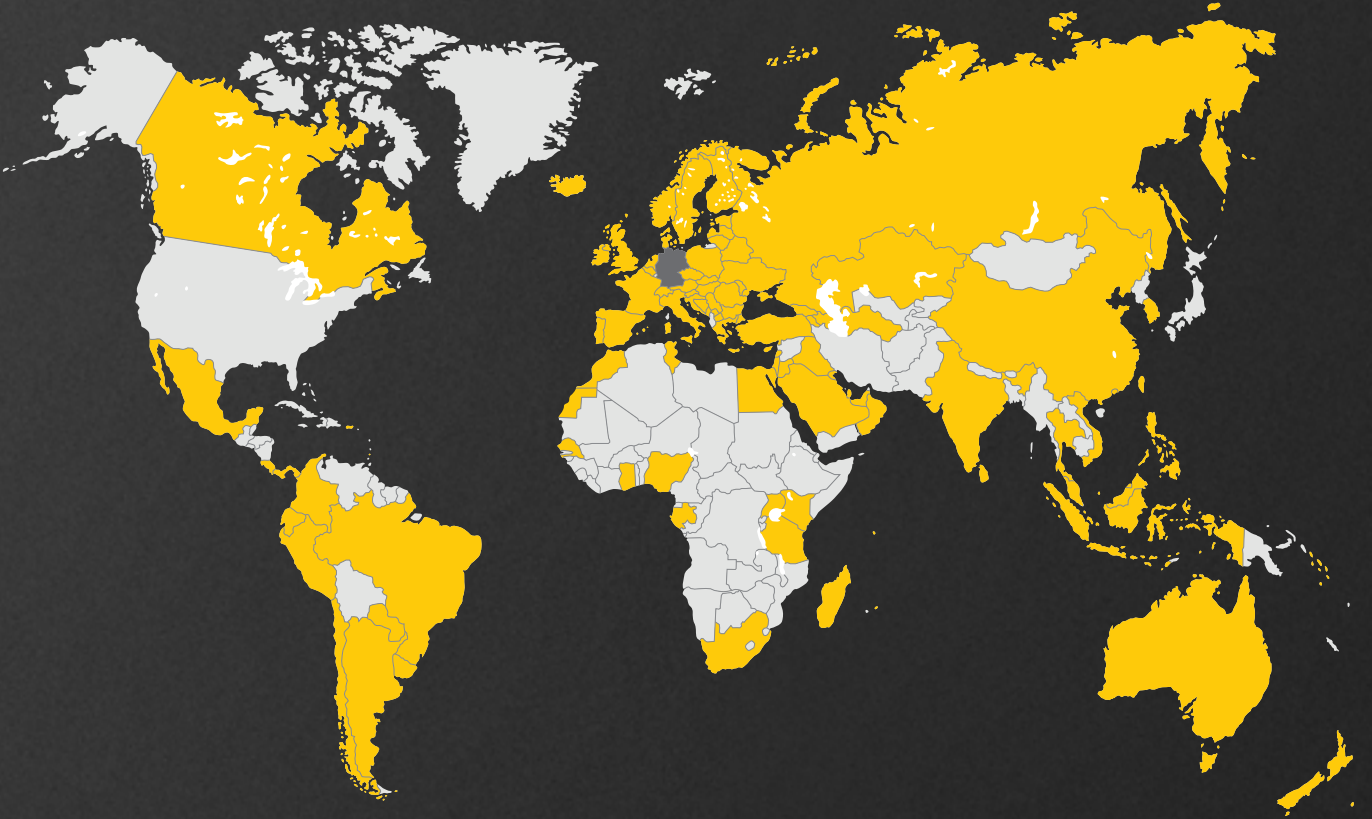
Charles Eames, Designer



Have you completed your own successful projects using SLV lights? We would love to hear about it! Feel free to send us some photos and detailed background information at: references@slv.de



SLV WORLDWIDE.



**MORE THAN 100 COUNTRIES –
ONE SHARED LANGUAGE:
EXPERIENCE LIGHT.**

Our SLV lights illuminate **the dark, all over the world.**

Our lights are already in use in more than 100 countries.

And the journey continues: together with you, we want to inspire people **all over the world** to experience light in the best way possible.

SYMBOLS KEY

PRODUCT CHARACTERISTICS

	Energy efficiency class "This light is suitable for bulbs with an energy class rating of..."
	Lights with integrated LEDs "This light contains integrated LED light bulbs. The bulbs in the light cannot be replaced." (cf. EU Regulation 874/2012) "This light contains integrated LED light bulbs. The bulbs in the light cannot be replaced." (cf. EU Regulation 874/2012) <i>Note for the end user:</i> The light source in this light may only be replaced by the manufacturer, or by a service technician assigned by the manufacturer.
	Dimmable with... · C = leading-edge phase dimmer · L = trailing-edge phase dimmer · Uni = universal dimmer · 1-10 V · Dali = Dali busbar system · Switch = switch/button or touch control on the light
	Dim to warm With dimmers, the light colour can be altered from cold white to warm white.
	Rotating and pivoting capacity in degrees: · Rotation range · Pivot range · Gimballed
	Beam angle Describes the beam angle in degrees. The smaller the angle, the more concentrated the light will be.
	Pendant cable length in cm
	Power cable length in cm Feed-in length in cm (with open cable ends)
	Average lifespan of a lightbulb or light source in hours
	Lumen maintenance Describes the amount by which the luminous flux of an LED decreases during a specified period.
	Indicates products that can be operated via remote control
	UGR = Unified Glare Rating The lower the UGR value, the lower the psychological glare.

SAFETY DETAILS

	Protection categories · Protection category I/protective conductor · Protection class II/protection through double or strengthened insulation · Protection category III/protection through low voltage
	The IK degree of shock resistance is a measure of the resistance of the housing of electrical equipment to mechanical stress, especially impact stress..

SPECIFIC DETAILS - RECESSED LIGHTS

	Shape of the installation opening
	Installation depth specification
	Product suitability for being driven over stated
	Weight-bearing capacity of the product up to specified value in tonnes. Measurements based on concrete installation.

APPLICATION AREA · ASSEMBLY

	IP protection class Indicates the suitability of electrical equipment for different environmental conditions.
	Allows the installation of electrical control equipment on materials whose flammability is not known.
	Through-wiring possible.
	Independent converter (control equipment also for use outside of lights)
	Short circuit protected safety control equipment
	· For indoor use only · Not suitable for use indoors

SPECIAL SYMBOLS

	Indicates products that have been added to the catalogue for the first time
	Indicates new versions of existing products · New product variant
	· Successor
	Items with this symbol are discontinued models
	Indicates products · with integrated LEDs · with lamp socket
	Connected lighting Indicates smart products that use the following protocols: · Zigbee® · DALI · Bluetooth
	Indicates lights with a movement sensor (microwave technology (MR)/infrared/radio)
	Using the integrated CCT switch , the light colour can be switched between 3000K and 4000K during installation.
	Indicates lights with RGB+W and RGB (Red-Green-Blue + White and Red-Green-Blue)
	· USB charging function · Inductive (wireless) charging function for Smartphones
	Indicates products that can be combined
	Indicates lights that, after priming can be individually covered with wall paint or wallpaper.
	Indicates lights from a single lighting family
	Award-winning lights · Red Dot Design Award · German Design Award

CUSTOMER INFORMATION

Information regarding light housing heat generation

Halogen lamps operate at high temperatures and can lead to the heating of the housing of the light fixture. They should therefore only be touched once the housing has cooled down. Adjustable lights and light heads that do not feature insulated positioning levers, or which exceed the maximum permissible housing temperature at the positioning point when operated at maximum wattage, should also be mounted out of reach. LED retrofit lamps offer a low-temperature alternative to most of our halogen lights.

Luminous flux

The total amount of light produced by a light source is given in lumens (lm).

Luminosity

The luminosity is the luminous flux indicated per solid angle and is expressed in candelas (cd).

Colour rendering index

The colour rendering property of a light source is indicated by the Colour Rendering Index (CRI). A CRI of 80 or higher is required for light sources used indoors. Light sources used outdoors must have a CRI of at least 65.

Colour temperature

The colour temperature of a light source is indicated in K (Kelvin).

Standard LED

This is the classic version of the LED (3 mm or 5 mm LED). These were originally developed for indication purposes, e.g. in instrument panels.

Standard SMD LED

SMD means "Surface Mounted Device". This is a compact LED that is soldered directly onto the circuit board without wire connections. SMDs are available in different sizes and are suitable for lighting purposes.

PowerLED

PowerLED is a high-performance LED with a power of 1W or more. It places increased demands on current constancy and should therefore always be operated with constant current sources. If you wish to connect several LEDs, they must therefore be connected in series. A parallel connection is not permitted. Please ensure that you observe the installation sequence so that the LEDs are not exposed to high current for a short time, which could damage them. Ultimately, the following rule applies: first you should completely connect the secondary circuit (LEDs to driver), then you should close the primary circuit (driver to power source).

Chip On Board LED (COB LED); Large surface LED

This is an LED with an exceptionally flat shape. The advantage of COB LEDs is good heat dissipation when technically implemented with cooling surfaces, which enables high light output and a long lifespan.

Stainless Steel 304

(1.4301) Good resistance to corrosion is shown in natural environmental media (water, urban and rural atmosphere) in the absence of significant chlorine and salt concentrations. 1.4301 is, however, not suitable for use in areas where there is contact with seawater, salt water or a salty atmosphere, or for use in swimming pools or similar contexts.

Stainless Steel 316

(1.4404) In natural environmental media (water, urban and rural atmosphere) as well as in industrial areas with moderate chlorine and salt concentration, in the food and pharmaceutical industry and in the agricultural food sector, 1.4404 shows excellent resistance to corrosion. 1.4404 is not resistant to seawater.

Please note:

A large part of the products shown in this catalogue are protected by trademarks, registered designs, utility models or patents. Any violation of these property rights or the use of text and layout design or copyrighted images without our authorisation will be prosecuted. The illustrations and information contained in this catalogue are for illustrative purposes only and are not legally binding in terms of colour, shape, design or technical details. All product descriptions and specifications are subject to alteration and errors.

All of the products in our range are subject to our strict quality assurance procedures and comply with generally applicable standards. This catalogue contains a general range and is not country specific. Any deviations from country-specific guidelines must be clarified before ordering. SLV cannot be held responsible for any deviations in terms of technical standards.

All weights and dimensions are given in kg and cm respectively unless stated otherwise. We reserve the right to make technical alterations.

The presentation of our lights with realistic photos showing examples of use is possible thanks to the kind cooperation and agreement of the owners or designers of the environments depicted in the images. We would like to take this opportunity to thank all those who contributed to the creation and use of our photos by giving their consent.

With the appearance of this catalogue, the prices stated in previous lists and catalogues are rendered invalid. SLV has the right to adapt the relevant price list in line with changes in market conditions, in the event of substantial changes in procurement costs or similar circumstances.

All prices are recommended retail prices (GBP) and indicated in Euro without VAT.

Publisher

SLV GmbH, Germany
Daimlerstrasse 21-23
52531 Uebach-Palenberg
T +49 2451 4833-355
slv.com

Copyright

© SLV GmbH, 2021

Image credits

SLV GmbH
External photographers: Andreas Fein, Anja Lynen, Gerd Arnolds,
Günther Preissler, Marc Derkum, Dirk Hoffmann



EXPERIENCE LIGHT

SLV LIGHTING DIRECT

Telephone number:

016 436 099

sales@slvlightingdirect.com

www.slvlightingdirect.com



Innovative use of combined heat and power technology when printing this product reduced CO₂ emissions by up to 52% in comparison to conventional methods in Germany.