



Laser Welding Enclosures



Advanced Machine Guarding Solutions light tight laser welding rooms. Steel tubular welded frames and laser welded 16G mild steel panels, with a unique drop in assembly system, makes these rooms rigid and EASY to assemble.

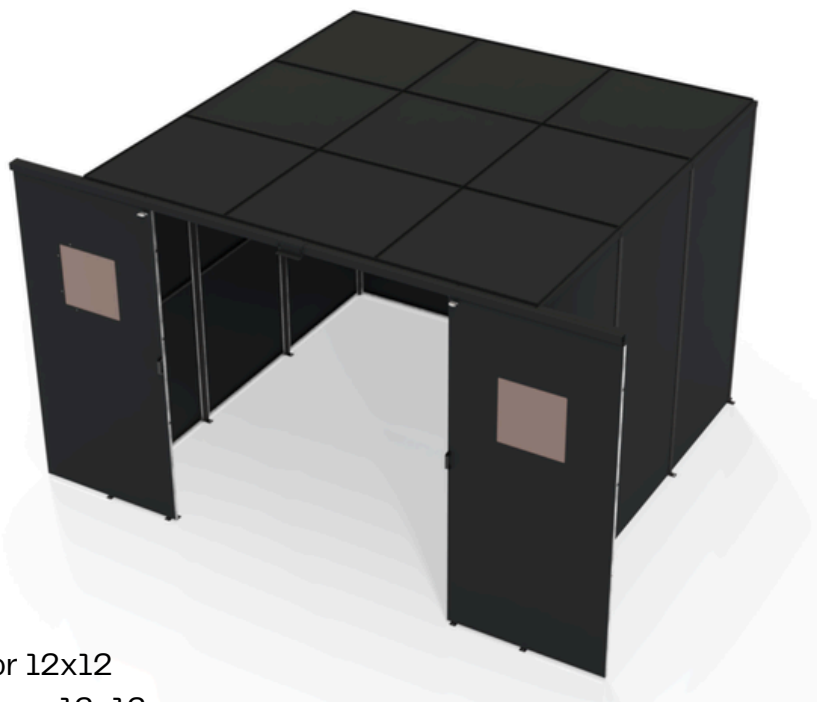
Standard Sizes: 10'x10'x9' and 12'x12'x9'

Standard Dual Sliding Doors (6' and 8' door openings)

Standard Door Non Contact Interlock Switches

Optional Laser Glass In The Door Panels 12"x12" or 18"x18" sizes available

Options for laser room with or without a steel roof. The roof kit comes with (2) sealed LED lights and 10" duct cut-out



AMGS-LAS-10-10-09-01-00

Width
10=10FT
12=12FT

Width
10=10FT
12=12FT

Roof
00=Without
01=With

Laser Glass
00=None
01=Left Door 12x12
02= Right Door 12x12
03= Left Door 18x18
04= Right Door 18x18

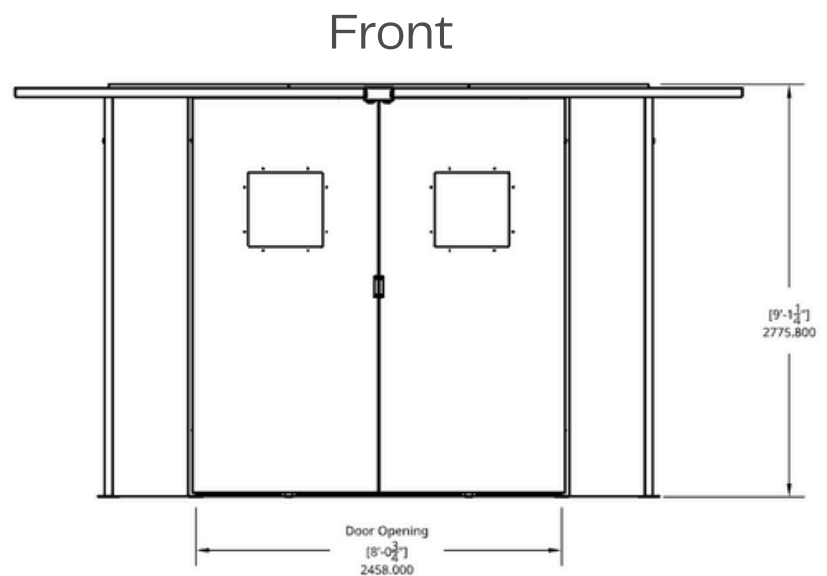
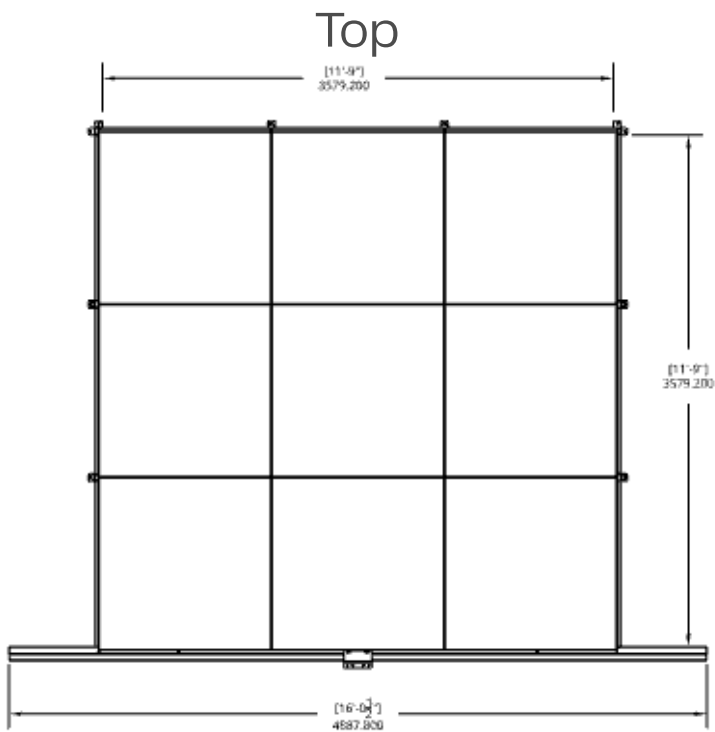


Non Contact Safety Rated Interlock Switches



Included standard with each unit are (2) integrated shelves and a large entry for cables and hoses

Example of the overall dimensions for a
12'x12'x9' laser enclosure



Advanced Machine Guarding Solutions

1122 E 13th St Hibbing, MN 55746

218-389-7559 info@advmsg.com