

PIONEER PREMIUM SEED & TREATMENTS, CROP INSURANCE, AGRONOMY SERVICES, FIELD DAYS, SEED WHEAT, SEED DELIVERY, & PERSONAL SERVICE

INSIDE THIS ISSUE:

How Corn Plants Regulate Nutrient Uptake	1-2
Plots & Side by Sides	1
Dicamba Training	1
Corn Nematodes	3
Items for Sale	3
Seed Delivery 2022	4
Sign Up for Carbon Credits	4
Pioneer YouTube	4
Contact Information	4

ONLINE DICAMBA TRAINING

The Engenia herbicide label requires all applicators to be trained before applying the product. BASF offers online training to satisfy the US EPA equipment for mandatory Dicamba training. You can find a link on our website at www.wildcatagriservices.com—click on Resources—then click on Online herbicide training and choose Dicamba/Engenia online training. You can also go to dicamba.certifiedtraininginstitute.com/2022 to complete this training. Once completed you will receive a certificate for your records.

PLOTS & SIDE BY SIDES

Several of you do plots and side by side comparisons each year. If you have not done this in the past and would like to try some products for potential future use, please let us know. We are happy to help you and provide the seed for trying new varieties.

Pioneer has always encouraged farmers to test new hybrids and varieties. It has been our policy to provide seed for these trials. Our only request is that we be allowed to harvest and weigh these hybrids. Bushel weight and moisture can have a large effect on final yield.

Accurate measurements with a weigh wagon moisture testing equipment will provide reliable yield results. If you would like to test a particular hybrid or hybrids please let us know and we will be happy to provide the seed.

We may not say it enough but thank you to those who do participate in these plots and trials. The information we gather from doing these weighs is very valuable.



HOW CORN PLANTS REGULATE NUTRIENT UPTAKE

PIONEER CROP INSIGHTS—STEPHEN D. STRACHAN, PH. D

TAKEAWAYS

- Thirteen of the sixteen nutrients essential for corn growth are taken up from the soil.
- As corn roots extract nutrients from soil, regulatory proteins determine essential quantities and ratios of nutrients to support yield.
- High affinity transport system (HATS) proteins supply sufficient nutrient to keep the plant alive if the concentration of a nutrient in the soil is very low, while low affinity transport system (LATS) proteins are most efficient when nutrient concentrations are relatively high.
- Ideal nutrient ratios within the corn plant change as the growing season progresses.
- A profitable and sustainable fertility program replaces nutrients removed by harvested grain and increases the nutrient reserve in the soil as monetary resources allow.

NUTRIENT NEEDS IN CORN PRODUCTION

The yield potential of modern corn hybrids continues to increase, as does the quantity of nutrients removed from the soil as grain leaves the field. A long-term, sustainable fertility program maintains current and future high grain yields. Fertility management decisions include what nutrients to apply, how much of each nutrient to apply, and when to apply these nutrients. Fertilizers must be applied appropriately to support high grain yield, create a profit, and responsibly steward the land to minimize nutrient loss to neighboring waterways and other non-target land areas. The process starts with proper soil testing to determine quantities of available nutrients and then adding fertility to support desired grain yields.

This article will view nutrient uptake from a corn plant's perspective, exploring how the corn plant regulates nutrient uptake to maintain nutritional balance during the corn plant's life cycle. Ideal nutrient ratios change as corn growth progresses from germination to maturity. It will also consider nutrient removal as grain leaves the field and suggest a starting point for a fertility program to sustainably maintain high grain yields in future years.

SOURCES AND QUANTITIES OF NUTRIENTS

Sixteen nutrients are essential for corn growth. Two of these nutrients, carbon and oxygen, are extracted from

the air. Hydrogen is extracted from soil water. Corn plants split water molecules into hydrogen and oxygen. Hydrogen is consumed and incorporated into organic compounds such as sugars, starch, proteins, and cell wall materials. Oxygen is either consumed by mitochondrial respiration in the corn plant or is released as molecular oxygen into the atmosphere.

The remaining thirteen nutrients are extracted from soil. These are the nutrients that must be considered as part of a fertility management program. The three primary macro-nutrients – nitrogen, phosphorus, and potassium – are called primary macronutrients because the corn plant requires hundreds of pounds of these nutrients per acre for maximum yield. The three secondary macronutrients – sulfur, calcium, and magnesium – are called secondary macronutrients because the corn plant consumes tens of pounds of each of these nutrients per acre to make yield. The seven micronutrients – boron, chlorine, copper, iron,

Nutrient	Content per Bushel (15.5% moisture)	Total Removal 300 bu/acre	Ratio Relative to Cu
	lbs./bu	lbs.	
Nitrogen	0.615	184.5	4100
Phosphorus	0.428	128.4	2850
Potassium	0.273	81.9	1820
Sulfur	0.0506	15.18	337
Magnesium	0.0733	21.99	489
Calcium	0.0132	3.96	88
Iron	0.00168	0.504	11.2
Zinc	0.00126	0.378	8.4
Boron	0.00028	0.084	1.86
Manganese	0.00023	0.069	1.53
Copper	0.00015	0.045	1.0
Molybdenum	Trace	Trace	Trace
Chlorine	Unknown	Unknown	Unknown

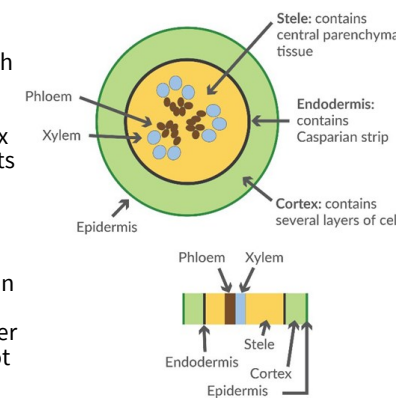
manganese, molybdenum, and zinc – are consumed at rates of ounces per acre for corn grain production. *Continues on Page 2*

HOW CORN PLANTS REGULATE NUTRIENT UPTAKE CONTINUED

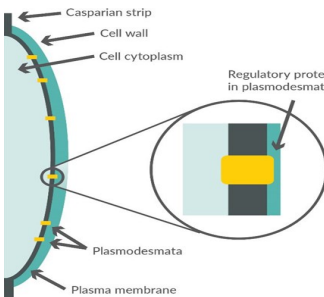
The remaining three essential nutrients – carbon, oxygen, and hydrogen – are also present in grain. The corn plant's chemical composition consists of 44% carbon, 45% oxygen, and 6% hydrogen along with the thirteen soil-supplied nutrients (Latesha and Miller, 1924). For a 300 bushel/acre yield, approximately 6,300 pounds of carbon, 6,400 pounds of oxygen, and 850 pounds of hydrogen are transported as grain. The organic matter composition of this amount of grain contributes about 25.9 million calories of energy to food and feed chains as this grain is consumed in different feed, fuel, and industrial products.

REGULATION OF NUTRIENT UPTAKE IN CORN

In order to understand how the corn plant regulates nutrient uptake, it is necessary to first understand some basic corn anatomy. Figure 1 shows two different views of a corn root.



The outermost layer of cells – the epidermis – is in direct contact with surrounding soil. Just inside the epidermis, represented by the green ring, is the cortex. The cortex is several cell layers thick. One of its functions is to temporarily store nutrients as these nutrients move from soil to corn roots. Initially, when nutrients enter corn roots, these nutrients are retained in “non-living” spaces between cortical and epidermal cells. Nutrients enter the “living portion” of the corn root when they cross a cell plasma membrane (represented by the black circle). These nutrients are now in the central core or stele of the corn root. Once inside the stele, nutrients move into xylem vascular tissue and translocate as needed to all parts of the corn plant such as the stalk, leaves, ears, and grain.



The plasma membrane (plasmalemma) and Casparian strip (represented by the black line in Figure 2) are impermeable to water and nutrient penetration. Holes in the plasma membrane, called plasmodesmata, allow the transport of water and nutrients across the plasma membrane. Regulatory proteins located in the plasmodesmata determine how much of each nutrient crosses the plasma membrane.

Two types of regulatory proteins – called HATS and LATS – are located in plasmodesmata. HATS stands for high affinity transport system proteins. These proteins select nutrients that are present in very low concentrations in the outer portion of the corn root and transport these nutrients across the plasma membrane. HATS proteins supply sufficient nutrient to keep the plant alive if the concentration of a nutrient in the soil is very low. However, HATS proteins cannot transport enough nutrient to meet demands for high grain yields. Corn plants stay alive but may still show nutrient deficiency and potential yield loss because nutrient supply does not meet nutrient demand. LATS (low affinity transport system) proteins supply the biochemical power to transport sufficient nutrients across plasma membranes to meet demands for high grain yields. LATS proteins are most efficient when nutrient concentrations are relatively high in soil.

According to our current knowledge, specific HATS and LATS proteins tend to bind selectively to particular nutrients. There is a specific type of protein that matches each of the nutrients; however, not all proteins are entirely nutrient specific. For example, the chemical structure of a regulatory protein binds semi-selectively to calcium (Ca²⁺). However, other divalent cations such as magnesium (Mg²⁺) or zinc (Zn²⁺) may also bind to and be transported by this same regulatory protein. This lack of complete specificity may partly explain why nutrient concentrations tend to have a range of values in harvested grain or why some nutrients are present in “luxury quantities” in the corn plant.

Uptake of each nutrient is regulated independently. If a soil has high nitrogen fertility but is low in sulfur, LATS proteins will efficiently take up and transport all of the nitrogen needed to support grain yield. However, in a low sulfur soil, there is insufficient sulfur for the LATS to work efficiently. HATS proteins therefore conduct the majority of sulfur uptake

and transport. These HATS proteins supply whatever sulfur they can to support growth, but they cannot meet the high demand to support maximum growth. The end result is the corn plant will express sulfur deficiency.

RATIOS OF NUTRIENT UPTAKE CHANGE DURING THE GROWING SEASON

HATS and LATS regulatory proteins adjust amounts of nutrient uptake and nutrient ratios during the entire growing season. As the corn plant matures, rates of uptake of some nutrients are faster than for other nutrients, thus changing the ideal nutrient ratio for corn growth at different growth stages. Scientists at the University of Illinois have published research showing how nutrients accumulate during the corn life cycle. The corn plant accumulates up to approximately 11% of its total nutrient uptake between germination and V6. Between V6 and V10, nitrogen, potassium, and boron uptake increase more rapidly than other nutrients. Nutrient uptake during vegetative growth is most rapid during V10 to V14. At V14, the corn plant has accumulated approximately two-thirds of the total nitrogen, potassium, magnesium, boron, and manganese. By VT, the corn plant has acquired approximately 70% of its total uptake of these five nutrients while acquiring only 40% of total carbon. At VT, the corn plant has achieved maximum vegetative growth. Additional nutrient uptake after VT supports ear growth. Today's corn hybrids devote about 50-60% of total dry matter accumulation to ear growth.

The corn plant acquires very few nutrients during pollination, probably because the corn plant is devoting the majority of its resources to support successful pollination and fertilization of embryos. Nutrient uptake during reproductive growth is most active between R2 and R4. The corn plant accumulates a substantial portion of its total carbon, sulfur, boron, manganese, and copper during this growth phase. In addition, the corn plant moves some of the nitrogen, phosphorus, potassium, magnesium, sulfur, and zinc from vegetative leaf and stalk matter to the developing grain.

Between R4 and R6 (maturity) the corn plant acquires nearly 20% to almost 40% of the total carbon, nitrogen, phosphorus, potassium, magnesium, sulfur, zinc, and copper during late-season grain fill. Accumulated carbon during R4 to R6 is deposited in the kernels. Grain fill during R4 to R6 accounts for approximately 25% of the increase in total weight of the corn plant at maturity. Figure 4G also illustrates what percent of the total nutrient acquired by a corn plant during the growing season is present in the grain. As this grain leaves the field approximately 80% of phosphorus, 62% of zinc, 58% of nitrogen, 57% of sulfur, 34% of potassium, 32% of magnesium, and 30% of copper also leaves the field and is no longer part of your future soil fertility program.

BUILDING A NUTRIENT MANAGEMENT PLAN

A successful nutrient management plan is one that assures there is enough of every nutrient in the soil to support corn growth at each developmental stage to meet the targeted grain yield. Maintaining adequate fertility levels of all nutrients during the entire growing season is more important than fertilizing for specific nutrient ratios because HATS and LATS regulatory proteins continuously adjust nutrient uptake to provide maximum yields allowed by the growing environment.

The optimal fertility management program will depend, in part, on soil type. High CEC soils may require relatively few fertilizer applications with greater amounts of fertilizer applied at each application, while low CEC soils may need substantially more applications to “spoon-feed” specific nutrients depending on the corn growth stage.

Additionally, a successful nutrient management plan needs to be sustainable and consistently support high yields in future years. A fertility program will include replacement amounts of nutrients that leave the field as the crop is harvested and will also include additional fertility to increase soil reserve fertility levels as your budget allows. A place to start when calculating replacement amounts of nutrients is to multiply the nutrient contents listed in pounds per bushel by the most recent corn yield. This information, in combination with soil test values helps to define a profitable and sustainable fertility program.

Nutrients most likely to show deficiency first are the macronutrients, nitrogen, potassium, and phosphorus, followed by the secondary macronutrients, sulfur and magnesium, and then followed by the micronutrients, zinc and copper, because corn grain removes relatively large amounts of these nutrients as grain leaves the field. Other nutrients may show deficiency under specific soil environments.

HAVE SOMETHING TO SELL?

IF YOU WANT TO ADVERTISE FARM EQUIPMENT OR FARM RELATED ITEMS YOU MAY DO SO FREE OF CHARGE. DEADLINE IS THE LAST DAY OF EACH MONTH. SEND YOUR AD TO

SUSANNAH.MCGINN@PLANTPIONEER.COM

1200 FEET OF GATED 8" PVC PIPE. 620-386-0569

BERKELEY 8X6 PUMP w/trailer. \$1000. 316-772-0147

UPDATE WESTERN LAND ROLLER TAILWATER PUMP. SINGLE PHASE MOTOR 5 HP. 316-650-2678

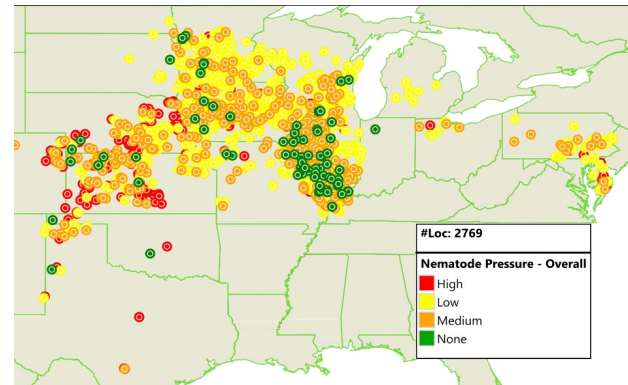
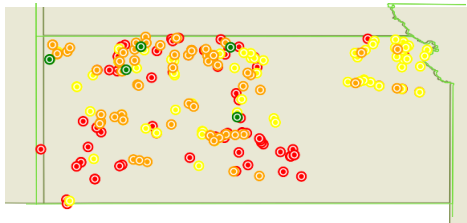
IRRIGATION GEAR HEAD 6-5 RATIO. 620-386-0569

PRECISION PLANTING PARTS—Call Mike for pricing on parts. 316-772-7171

FOR SALE!

CORN NEMATODES—MORE COMMON THAN YOU THINK!

Pioneer Agronomists, Territory Managers and Sales Professionals collected soil samples from **212** corn fields across Kansas in 2019, 2020, and 2021 to assess nematode pressure



- Samples were analyzed for 14 species of nematodes.
- 98%** of fields sampled had 1 or more of these nematode species detected showing they are widely distributed across Kansas.
- 65%** of fields sampled had medium to high levels of nematodes which can affect crop growth and yield.

In this 3-year study Dagger, Lesion, Spiral, Stubby Root, & Stunt nematode were the species most commonly found over damage threshold.

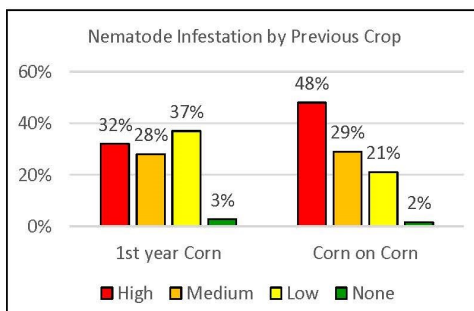
- 48** fields had two or more species of nematode at medium or high infestation.
- 60%** of first year corn had moderate to high levels of nematodes compared to **77%** of continuous corn fields.

Lumialza™

NEMATICIDE SEED TREATMENT

Lumialza™ Nematicide Seed Treatment has shown yield increases of 3.7 bu/A under low nematode pressure and up to 9 bu/A in heavy pressure in national trials.

In addition, Pioneer has also surveyed nematode populations across the entire Cornbelt since 2019. In the Western Cornbelt Spiral, Dagger and Lesion nematodes were most likely to cause high infestations requiring management plans.



SUCCESS IN 2022 AND BEYOND...

- Learn nematode pressure on your farm.
- Plan for coming years. Nematodes are one problem that will not go away if ignored.
- If damaging levels of corn nematodes are found, implement control measures such as rotating to soybeans or another crop or use Lumialza™ nematicide seed treatment.



PIONEER HYBRIDS WITH LUMIALZA NEMATICIDE

- Lumialza nematicide shields roots from yield-robbing nematodes while cooperating with beneficial organisms that improve water and nutrient absorption.
- National Trials have shown yield improvements of 3.7 bu/A under low pressure and up to 9 bu/a in heavy pressure environments.
- More than 80 days of root protection.

AG RISK MANAGEMENT

Crop Insurance today offers...Lots of choices, if you want a crop insurance agent that can help you make choices from a farmers perspective contact Steve McGinn 316-284-1935



FOLLOW PIONEER ON TWITTER

@KSUHILL (GARY HILL PIONEER ACCOUNT MANAGER)

@pioneerKansas

@Pioneerseeds



1123 WEST 4TH STREET
SEDGWICK, KS. 67135



Serving American
Farmers Since 1926

STANDARD

U.S. POSTAGE PAID

SEDGWICK, KS.

PERMIT # 14

VISIT WWW.WILDCATAGRISERVICES.COM - TO LEARN MORE ABOUT PIONEER PRODUCTS!



HOW DOES A
CARBON PROGRAM
WORK?

Type this into the search bar to find it.
More videos can be seen @ Pioneer Seeds
and at Corteva Agriscience

Contact Information

PIONEER & WHEAT SEED

Korey Carmichael 316-641-3160
korey.carmichael@plantpioneer.com

TYE ENGEL 316-217-6253
tye.engel@plantpioneer.com

MIKE MCGINN 316-772-7171
mikemcginn@plantpioneer.com

TANNER GATZ 316-284-1597
TGATZ4@gmail.com

Insurance

STEVE MCGINN 316-284-1935
mccinnst@hotmail.com

BILLING QUESTIONS

SUSANNAH MCGINN OFF. 316-772-5050
susannah.mcginn@plantpioneer.com

Cut Through Carbon Clutter

Corteva has a pilot program in 2021 for carbon credits. The program has now expanded in 2022. Corteva's Carbon Initiative's core focus remains to help farmers produce high quality carbon credits simply and for a fair price, with programmatic and agronomic support. Participating farmers remain in control of their practices and can use Corteva's free and easy-to-use digital tool, *Granular Insights*™, to securely log those practices, seamlessly measure their impact, and generate premium credits with Carbon by Indigo. Get paid for practices you introduce and earn carbon dollars. Learn more by visiting www.granular.ag/carbon/ or under resources at www.wildcatagriservices.com



Introduce
cover crops



Reduce tillage



Increase nitrogen
efficiency



Carbon credits
(produced each year)*

SEED DELIVERY 2022

We are beginning to deliver seed in the area and will be calling to check with you about your seed to see if you are willing to go ahead and take it.

Please contact us now so that we can arrange a delivery time and a day if you have not already done so.

Remember that not everyone will be able to get their seed the day before planting, so if you can make room in your shed for it now it would be greatly appreciated

