


Sugarcane aphid life stages



- A** Wingless adult
- B** Nymph
- C** Winged juvenile
- D** Cast skin
- E** Winged adult

Scouting Sugarcane Aphids

Brian McCornack, Sarah Zukoff, J.P. Michaud & Jeff Whitworth
www.entomology.ksu.edu/extension

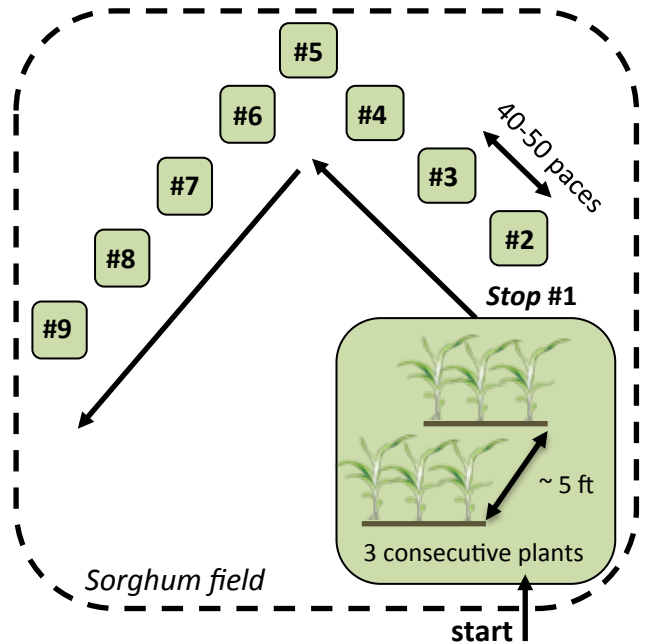
K-STATE
 Research and Extension

Timing effective treatment to control *sugarcane aphids* (SCA) in sorghum depends on the size of the SCA population. To estimate the number of SCA in a field, follow these steps for scouting the field and use the **Sampling Protocol (below)** and % plants with aphids (on back) to make treatment decisions.

First Detection: Is the Field at Risk?

Sampling protocol

1. Once a week, start on any edge of the field and examine 3 consecutive plants for aphids. Walk 5 more feet and sample 3 more consecutive plants. This is equal to 1 "Stop."
2. Minimum distance between stops should be 40-50 ft or paces. Repeat counts as in previous step for each stop (total = 9), making a "V" shape.
3. Average the number of aphids per upper and lower leaves to determine threshold level using 54 plants.



NOT Present?

If **no** SCA are present, or only a few wingless/winged aphids are on upper leaves, continue once-a-week scouting (**protocol above**).

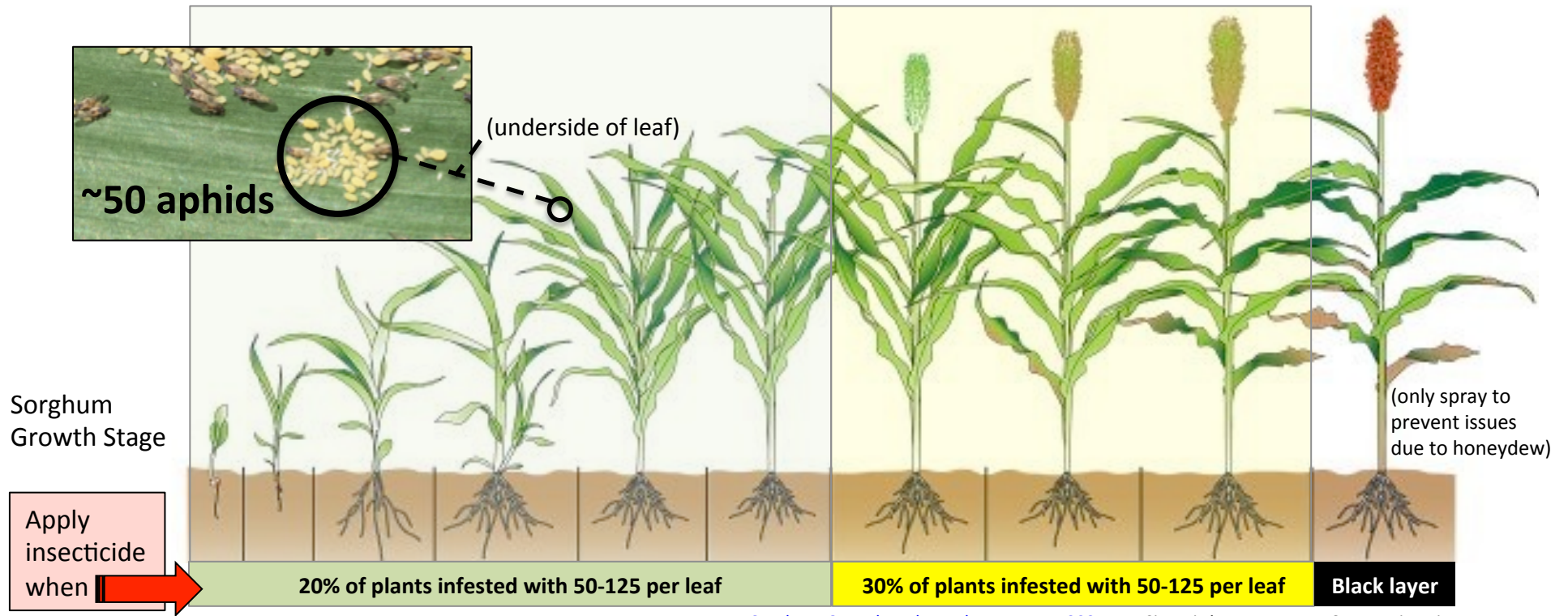
or

Present?

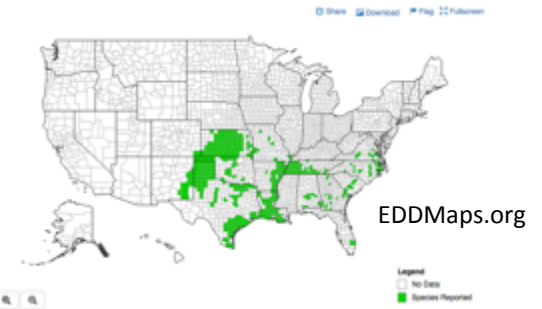

If SCA **are** found on lower or upper-canopy leaves, begin twice-a-week scouting. Use the Sampling Protocol (**above**) and % plants with 50-125 aphids per leaf (**on back**).

SCA Threshold by Growth Stage

Estimate the percentage (%) of infested plants with 50-125 sugarcane aphids (SCA) per leaf to help time *foliar insecticide* (Sivanto @ 4 oz/acre or Transform @ 1 oz/acre) applications.



[Sorghum Growth and Development, MF3234](http://www.ksre.edu/extension/entomology/2014/04/24/sorghum-growth-and-development-mf3234/). Dr. Ciampitti, Agronomy, K-State University



Learn more about sugarcane aphid and map its progress at: <http://myfields.info/pests/sugarcane-aphid>

