

A modern interior space featuring a wide staircase with a glass railing, large windows, and a green concrete balcony. The space is illuminated by large, cylindrical pendant lights. The right side of the image is overlaid with a semi-transparent purple gradient.

STUDIO
collection

Leading
THE Way
BY Design

SARGENT

ASSA ABLOY

Experience a safer
and more open world

Leading THE Way

IN STYLE

The Studio Collection from SARGENT features superbly styled door trim available in a broad array of designs and finishes. This collection enables inspired design professionals to incorporate their aesthetic vision into any opening, allowing a consistent appearance regardless of the door's function.



WARNING

This product can expose you to lead which is known to the state of California to cause cancer and birth defects or other reproductive harm. For more information go to www.P65warnings.ca.gov.





Distinct, Stylish, Superb

HARDWARE OPTIONS

Studio Collection trim is compatible with SARGENT commercial grade mortise and tubular locks, exit devices, electromechanical and access control locks in a variety of applications.





Form + Function

Good design won't stop at the door. With SARGENT Studio Collection levers, architects and interior designers can create a harmonious balance of beautiful design and function. This design continuum allows one lever style to be carried across all product lines to any door opening in a building.

Unlock the possibilities.



Tubular Lock

For interior doors in hotel guest rooms, high-end apartments, condominiums and office buildings, the DL Series tubular lock is the answer. With its solid feel and smooth performance, the DL Series will exceed expectations.



Mortise Lock

Looking for a high-use, secure lock without compromising on design? Then SARGENT 8200 mortise locks are the answer. Whether it's for healthcare buildings, school and university applications or government facilities, this lock gives you the security, strength and aesthetics that you require.



Exit Device

Simplicity, strength and durability are a few things SARGENT PE80 Series exit devices bring to the door. Push bar on one side, beautiful lever on the other, these exit devices are the ideal choice for egress doors in applications such as theaters and conference rooms.



Access Control

High security has never looked this good. Available on mortise locks or exit devices, the SARGENT line of access control products are easily integrated into most access control systems and are the aesthetic choice for corporate institutions, healthcare facilities or any door that requires electronic security control.

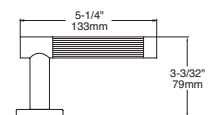


Gramercy

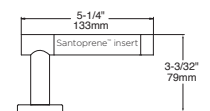
Inspired by the architectural innovation of the New York City neighborhood of Gramercy, this collection of levers from SARGENT brings fashionable style and streamlined design to every opening.



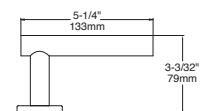
RAG*



RAS*



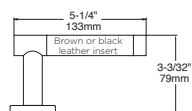
REM*



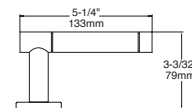
*Only offered in 32D, 32, 10BE, BSP and WSP finishes



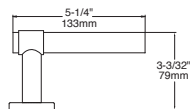
RAL*



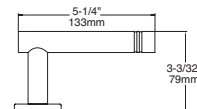
RAM*



RCM*



RGM*



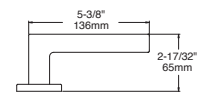
*Only offered in 32D, 32, 10BE, BSP and WSP finishes

Centro

The heart of Rio de Janeiro, the Centro district is home to a colorful mix of historic churches and museums, and modern, high-rise office towers. The Centro Series reflects this contrast of classic and modern design, beauty and functionality.

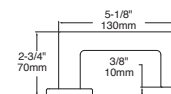


MD



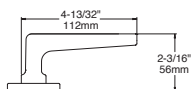
ND

Lever returns
within 1/2" (13mm)
of door face

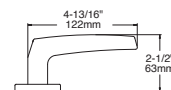




MP*

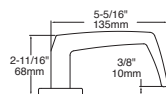


MJ



NJ

Lever returns
within 1/2" (13mm)
of door face



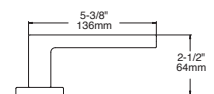
*MP is not offered in 32 or 32D finishes.

Aventura

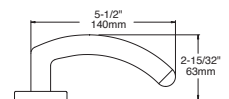
Aventura, Florida is a tropical enclave of palm trees, sleek high-rises and luxurious villas. With timeless styling, the Aventura Series levers offer understated lines and a touch of elegance.



MB

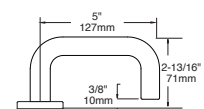


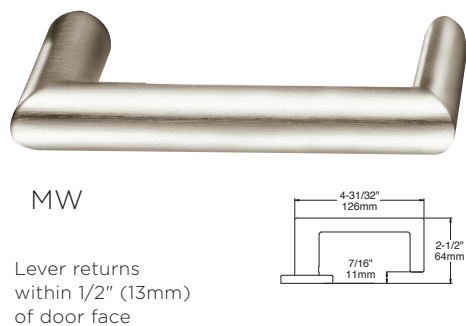



MG



NF

Lever returns within 1/2" (13mm) of door face



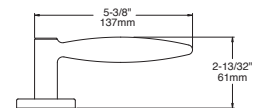


Notting Hill

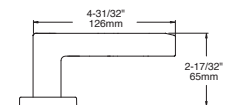
London's most hip and fashionable neighborhood, Notting Hill is rich in diversity. With its variety of imaginative forms, the Notting Hill Series offers profiles that add interest and visual flavor.



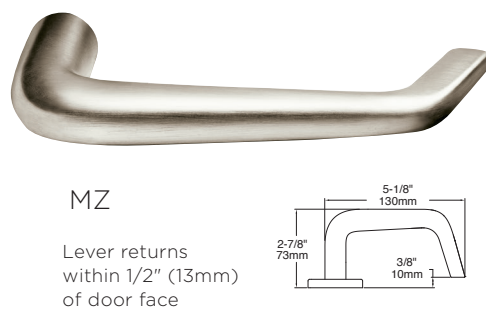
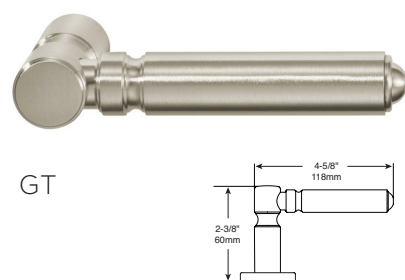
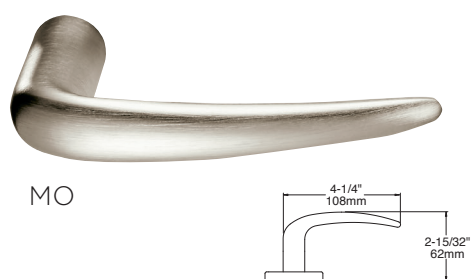
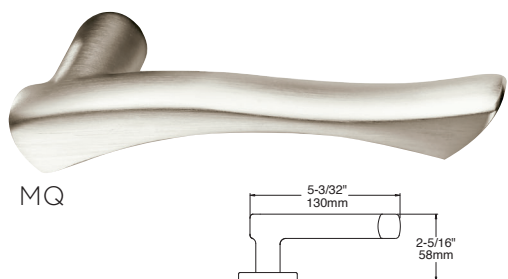
MA



MT



The Notting Hill Series is not offered in 32 or 32D finishes with the exception of GT.



The Notting Hill Series is not offered in 32 or 32D finishes with the exception of GT.

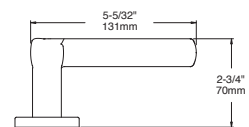


Odéon

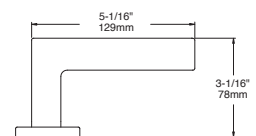
Dramatic in design, the Odéon Series — named for the famous Parisian theatre — incorporates old world opulence with today's streamlined aesthetics.



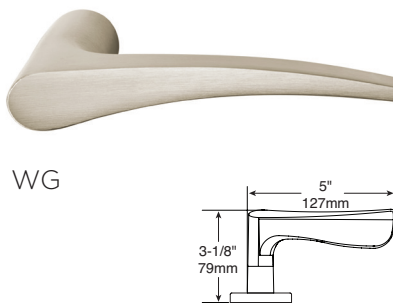
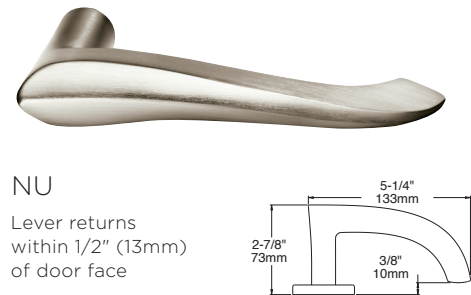
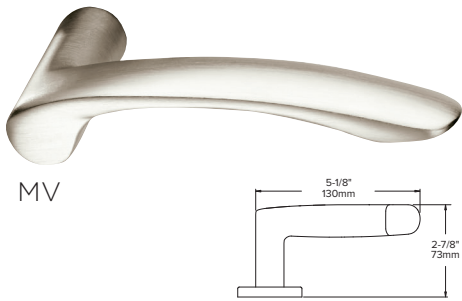
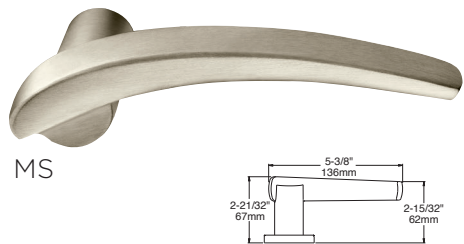
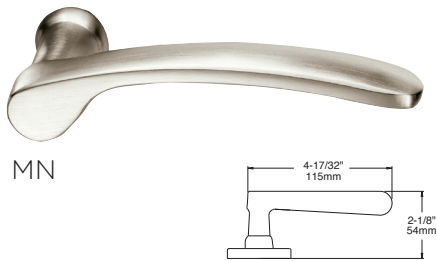
MH



MU



The Odéon Series is not offered in 32 or 32D finishes with the exception of WG.



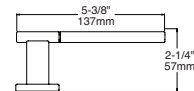
The Odeon Series is not offered in 32 or 32D finishes with the exception of WG.

Wooster Square

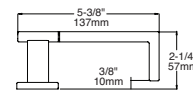
One of New Haven's most prominent neighborhoods, Wooster Square, was the home to many SARGENT employees in the late 1800's. Reflective of the 19th century craftsmanship that these people brought to the area, the Wooster Square Series blends modern-day materials with tasteful, clean lines.



H001



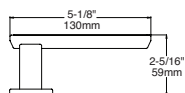
H002



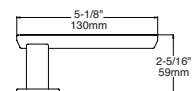
Lever returns within 1/2" (13mm) of door face



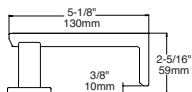
H003



H004



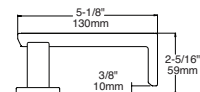
H005



Lever returns
within 1/2" (13mm)
of door face



H006



Lever returns
within 1/2" (13mm)
of door face

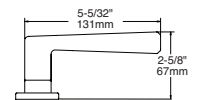
Note: H003 - H006 contains white or black polycarbonate insert
and are not available with MicroShield® antimicrobial coating

Grant Park

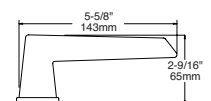
Known as Chicago's "front yard," Grant Park is located in the central business district. Influenced by Chicago's architectural innovation such as the Smurfit-Stone Building, the Grant Park Series levers are timeless, contemporary pieces with reserved ornamentation.



H007



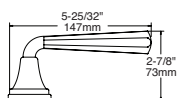
H008*



*Not offered with a privacy function on Tubular Locks (DLU65).



HO11*



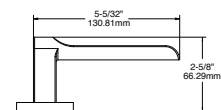
*Not offered with a privacy function on Tubular Locks (DLU65).

Berlin

Imagined in Berlin, Germany, Bauhaus design melds fine art and craftsmanship. Blending straight lines with flowing curves, The Berlin Series levers express luxury and sophistication.

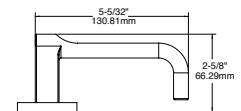


H015



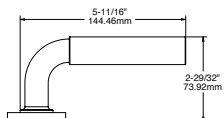
H016

Lever returns
within 1/2" (13mm)
of door face

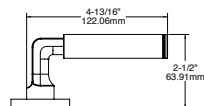




H017




H018

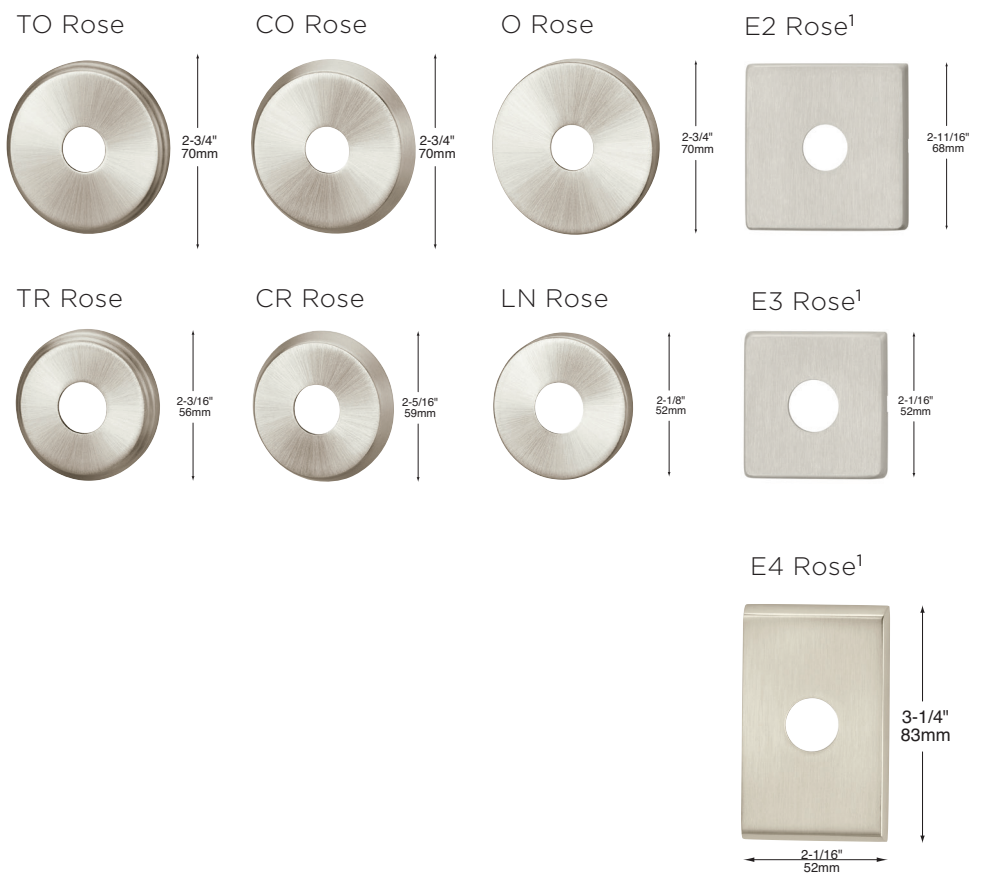


Roses

DL Tubular Lock Roses



8200 & 7900 Mortise Lock Roses



¹Square cylinder collar and thumbturn backplate automatically supplied with E2 and E3 roses

Thumbturns + Escutcheons

8200 & 7900 Mortise Lock Thumbturns

Note: Thumbturn back plate will match rose design chosen

T1 Turn



T2 Turn



T3 Turn



Escutcheons

TE Escutcheon



CE Escutcheon



LE1 Escutcheon





Finishes


Picking a finish is like putting the icing on a cake. Choose one of Studio Collection's delicious 16 architectural finishes including brass, bronze, stainless steel and MicroShield® antimicrobial coating.




03 Bright Brass, Clear Coated



04 Satin Brass, Clear Coated




09 Bright Bronze, Clear Coated




10 Satin Bronze, Clear Coated


Note: Select lever styles not offered in stainless steel finishes (32/32D). Contact factory for availability.



10B Dark Oxidized Satin Bronze,
Oil Rubbed



10BE Dark Oxidized Satin Bronze,
Equivalent



10BL Dark Oxidized Satin Bronze,
Clear Coated



20D Statuary Dark Bronze,
Clear Coated



26 Bright Chrome Plated



26D Satin Chrome Plated



14 Bright Nickel Plated, Clear Coated



15 Satin Nickel Plated, Clear Coated



32 Bright Stainless Steel



32D Satin Stainless Steel



BSP Black Suede Powder Coat



WSP White Suede Powder Coat




Black Suede (BSP) is a permanent matte finish that conveys sophisticated elegance. Tested to ANSI/BHMA A156.18 standards, BSP delivers a “suede-like” feel.


[illegible]

To mix and match style and finishes, visit selector.sargentlock.com

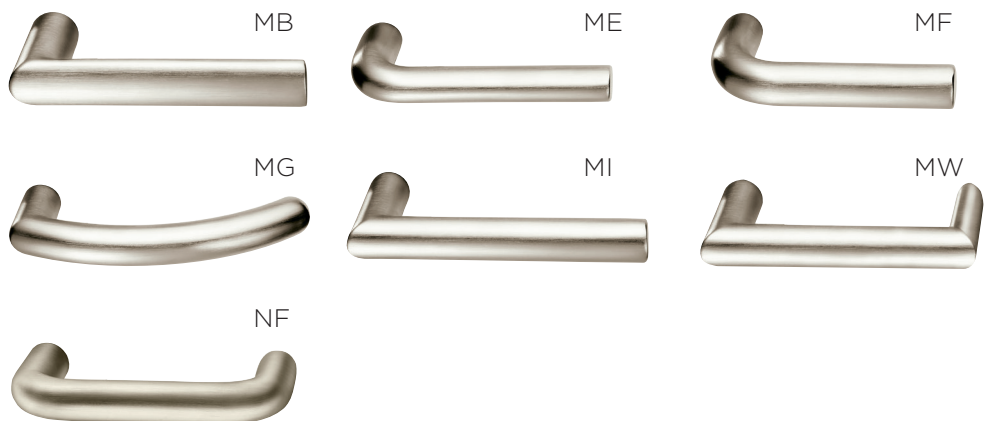
Gramercy



Centro



Aventura



Berlin




All levers meet ADA guidelines


Notting Hill



Odéon



Wooster Square




Grant Park



the good design studio

With ASSA ABLOY, it's not just about good looking door hardware...it's about the entire opening. Beautiful doors and frames, pulls, hinges, coat hooks, door stops and of course...locks, access control and exit devices with superbly stylized levers. ASSA ABLOY Group companies offer suited door openings in the epic pursuit of Good Design and the Total Aesthetic Opening.



1. CECO DOOR and CURRIES
Flush Steel Door
2. CECO DOOR and CURRIES
1-Inch, Narrow Profile Steel Frame
3. McKinney Concealed Hinges
(ASSA ABLOY)
4. Mortise lock with decorative lever
(SARGENT)



the good design studio

One of many collections offered through ASSA ABLOY Group brands and showcased at The Good Design Studio. Visit www.thegooddesignstudio.com to learn more.

The ASSA ABLOY Group is the global leader in access solutions. Every day, we help billions of people experience a more open world.

ASSA ABLOY Opening Solutions leads the development within door openings and products for access solutions in homes, businesses and institutions. Our offering includes doors, frames, door and window hardware, mechanical and smart locks, access control and service.

S T U D I O
collection

Leading THE Way

FOR YOU

SARGENT Manufacturing Company
800-727-5477 • www.sargentlock.com
www.studiocollection.com

ASSA ABLOY Door Security Solutions Canada
160 Four Valley Drive • Vaughan, ON L4K 4T9
800.461.3007 • www.assaabloy.ca

Copyright ©2006-2025 Sargent Manufacturing Company, an ASSA ABLOY Group company. All rights reserved. Reproduction in whole or in part without the express written permission of Sargent Manufacturing Company is prohibited. 90101 5016 06/25

SARGENT

ASSA ABLOY

