

**SARGENT**

**ASSA ABLOY**

PRODUCT CATALOG

# 7300 Series Multi-Point Lock



Experience a safer  
and more open world

Certifications.....	3
Introduction & Features.....	4
7300 Series Specifications.....	5
FM7300 Series Specifications.....	6
BL7300 Series Specifications.....	7
Functions & Descriptions.....	8-12
Functions Overview.....	13
Electrical Functions & Monitoring Options.....	14
Access Control Platforms.....	15
Studio Collection Levers.....	16-17
Studio Collection Trim.....	18
Standard Levers.....	19
Standard Trim.....	20
Escutcheon Designs.....	21
Thumbturn Designs.....	22
Emergency Releases, Indicators & ADA and Handicap Warnings.....	23
Finishes.....	24
Cylinders.....	25
Cylinders & Rosettes.....	26
Cylinder Requirements & Cams.....	27
Strikes & Fronts.....	28
Mechanical Options.....	29
Cylinder Options.....	30-31
How To Order.....	32
Architectural Specifications.....	33-35

## MICROSHIELD®

ASSA ABLOY Group companies offer MicroShield®, an anti-microbial coating for door hardware. MicroShield uses proven silver ion-based technology from Agion®, a leading provider of antimicrobial solutions, to stem the spread of bacteria and other microbes.

MicroShield® is a trademark of ASSA ABLOY Access and Egress Hardware Group, Inc.

## MICROSHIELD® COATING

- Revolutionary finish coating available on all SARGENT product lines, utilizes a silver-based antimicrobial compound from Agion Technologies
- As an integral part of the finish coating, MicroShield lasts for the life of the hardware
- MicroShield coating permanently suppresses the growth of bacteria, algae, fungus, mold and mildew. It is effective against a broad spectrum of bacteria.
- Non-toxic and completely safe. The Agion antimicrobial compound is EPA and NSF approved and FDA listed for use in medical and food preparation equipment.
- Applications: Anywhere there is need for a clean environment (hospitals, laboratories, schools, medical centers, daycare, food processing etc.)




The Agion antimicrobial is not intended as a substitute for good hygiene. Coated products must still be cleaned to ensure the surfaces will be free of destructive microbes. ASSA ABLOY makes no representations or warranties, express or implied, as to the efficacy of the Agion antimicrobial. A copy of the Agion warranty is available upon request. Agion is a registered trademark of Agion Technologies, Inc., Wakefield, MA, USA.

### **WARNING**

This product can expose you to lead which is known to the state of California to cause cancer and birth defects or other reproductive harm. For more information go to [www.P65warnings.ca.gov](http://www.P65warnings.ca.gov).

CERTIFICATION/COMPLIANCE<sup>1,2</sup>

<b>ANSI/BHMA</b>	Certified to ANSI/BHMA A156.37 Series 1000 Operational Grade 1 and Security Grade 1 with all standard trims. <b>Note:</b> LFIC (Removable) Cylinders and SFIC Cylinders do not meet Security Grade 1 requirements.
<b>ADA</b> 	Meets A117.1 Accessibility Code. Meets BOMA International 4.13.8 Complies with American Disability Act; Consult local authorities
<b>UL-cUL</b>	UL and cUL listed to US and Canadian safety standards as follows: - 7300: A label 4 x 10 single and 8 x 10 double (3-hour fire doors) and lesser class doors - FM7300 and BL7300: A label 4 x 8 single and 8 x 8 double (3-hour fire doors) and lesser class doors Armored front is stamped with letter F and UL symbol to indicate listing.
<b>Positive Pressure</b>	Meets ANSI/UL 10C, Positive Pressure Fire Test of Door Assemblies
<b>California</b>	California State Reference Code (Formerly Title 19, California State Fire Marshal Standard) All levers with returns comply; levers return to within 1/2" (13 mm) of door face

## FLORIDA BUILDING CODE LISTED

UL CERTIFICATION DIRECTORY: ZHEM.R21744 – LATCHING HARDWARE<sup>1,2</sup>

<b>ANSI/SDI A250.13 (2014)</b>	"Testing and Rating of Severe Windstorm Resistant Components for Swinging Door Assemblies"
<b>ASTM E330 (2002)</b>	"Standard Test Method for Structural Performance of Exterior Windows, Doors, Skylights and Curtain Walls by Uniform Static Air Pressure Difference"*
<b>ASTM E1886 (2005)</b>	"Standard Test Method for Performance of Exterior Windows, Curtain Walls, Doors, and Impact Protective Systems Impacted by Missile(s) and Exposed to Cyclic Pressure Differentials"
<b>ASTM E1996 (2009)</b>	"Standard Specification for Performance of Exterior Windows, Curtain Walls, Doors and Impact Protective Systems Impacted by Windborne Debris in Hurricanes"
<b>(TAS) 201 (1994)</b>	"Impact Test Procedures"*
<b>(TAS) 202 (1994)</b>	"Criteria for Testing Impact and Non-Impact Resistant Building Envelope Components Using Uniform Static Air Pressure"
<b>(TAS) 203 (1994)</b>	"Criteria for Testing Products Subject to Cyclic Wind Pressure Loading"*

\* Published in the 7th Edition (2020) "Florida Building Code" (FBC), State Product Approval Number FL2998

WINDSTORM CERTIFICATIONS: UL LISTINGS (AVAILABLE ON BL7300 SERIES AND FM7300 SERIES ONLY)<sup>1,2</sup>

<b>ASTM E300 (2002)</b>	Standard Test Method for Structural Performance of Exterior Windows, Doors, Skylights and Curtain Walls by Uniform Static Air Pressure Difference
<b>ASTM E1886 (2005)</b>	Standard Test Method for Performance of Exterior Windows, Curtain Walls, Doors, and Impact Protective Systems Impacted by Missile(s) and Exposed to Cyclic Pressure Differentials
<b>ASTM E1996 (2009)</b>	Standard Specification for Performance of Exterior Windows, Curtain Walls, Doors, and Impact Protective Systems Impacted by Windborne Debris in Hurricanes
<b>NFPA80</b>	"Standard for Fire Doors and Other Opening Protectives"

WINDSTORM CERTIFICATIONS: UL LISTINGS (AVAILABLE ON FM7300 SERIES ONLY)<sup>1,2</sup>

<b>FEMA Publication 361 (2021)</b>	"Safe Rooms for Tornadoes and Hurricanes: Guidance for Community and Residential Safe Rooms" investigated with respect to impact and pressure requirements only.
<b>ICC 500 (2020)</b>	"ICC/NSSA Standard for the Design and Construction of Storm Shelters," investigated with respect to impact and pressure testing. Minimum missile impact speeds vary with the design wind speed desired for a particular product. Table 305.1.1 of ICC 500 correlates design wind speed to the minimum missile speeds.

BLAST TESTING STANDARDS: (AVAILABLE ON THE BL7300 ONLY)<sup>1,2</sup>

<b>UFC 4-010-01 (2020)</b>	Meets UFC 4-010-01 Unified Facilities Criteria - DoD Minimum Anti-terrorism standards
<b>ASTM 2927-12 (2012)</b>	Meets ASTM 2927-12 Response Categories 1 (no damage) and 2 (damage, but operable)

1. Certifications and testing standards are done to meet assembly requirements, in conjunction with doors from ASSA ABLOY Group companies Ceco Door and Curries.

2. Any retrofit or other field modification to a fire and/or windstorm rated opening can potentially impact the fire rating of the opening, and SARGENT Manufacturing Company makes no representations or warranties concerning what such impact may be in any specific situation. When retrofitting any portion of an existing fire and/or windstorm rated opening, or specifying and installing a new fire and/or windstorm rated opening, please consult with a code specialist or local code official (Authority Having Jurisdiction) to ensure compliance with all applicable codes and ratings.

# Introduction & Features

The SARGENT 7300 Series lock is a multi-point lock system, developed to serve a variety of markets and applications. Its sturdy, heavy-duty steel components firmly secure the door within the frame – at top, bottom, and center latch points – fortifying the opening during an event or to provide increased security to openings where needed. This multi-point locking system comes as a complete assembly integrated with Ceco Door and Curries doors and frames and McKinney hinges.

This product line consists of our FM (FEMA), BL (Blast) and standard multi-point locks.

The FM7300 Series is UL-listed for FEMA P-361 (2021), ICC 500 (2020) and Florida Building Code (FBC) capable of withstanding severe wind speeds and flying debris. This lock consists of concealed vertical rods with top and bottom latching complemented by a mortise lock with a latch bolt and deadbolt at the center of the door and an optional indicator to show the status of the top and bottom latches. The lever rotation retracts the top bolt, the bottom bolt, and center bolts simultaneously. When retracted, the bolts are held in position as the door swings. As the door closes, the holdback feature engages the frame and the top, center, and bottom bolts project simultaneously. With the deadbolt thrown, this system protects room occupants from threatening conditions.

The BL7300 Series is designed and equipped to handle a variety of blast and hurricane applications and environments. Perfect for both internal and perimeter settings, the lock helps to minimize the risk of intentional and unintentional accidents. This lock meets ASTM Response Categories 1 and 2, and meets UFC 4-010-01 DoD Minimum Anti-terrorism Standards for Buildings. This multi-point locking system comes as a complete assembly integrated with Ceco Door and Curries Multi-Solution Opening doors and frames and McKINNEY StormPro® hinges. It is an ideal solution for both the hardening of buildings and hazard prevention.

The standard 7300 Series offers more economical solution, while maintaining the security benefits of a (3) point latching system. A more versatile product offering, it opens up increased functionality from the SARGENT 8200 Series mortise lock to provide solutions for a variety of applications and expand the user interaction capabilities. See the functions and descriptions section for more detail.

## INNOVATION

- Unique and robust multi-point deadlocking system engineered to help save lives
- Integrated with doors, frames and hinges to provide an opening that meets tornado and hurricane shelter guidelines, as well as blast resistance

## APPLICATIONS

### 7300 Series

- Used in cases with higher security needs
- Back of retail, dispensaries and residential facilities

### FM7300 Series

- Perfect for community refuge areas where people seek protection from strong wind events
- Community shelters and safe rooms, corporate campuses, schools, healthcare facilities, and government facilities

### BL7300 Series

- Petrochemical
- Government/Military
- Museums
- Hurricane environments
- Critical Infrastructure

## STRENGTH & DURABILITY

- UL 3-hour fire rating
- Extra heavy-duty steel components secure the door to the frame:
  - Multiple locations: top, bottom, and center latch points
- Heavy-duty sectional trim standard
- Fortified with high-tensile alloy fasteners
- Thru-bolted to door for solid attachment

## FEATURES

- Utilizes a standard mortise lock, offering a full range of standard mortise lock mechanical functions and electrified options:
  - See function overview chart on page 13.
  - Three latch points project automatically; fourth latch point with a single motion
  - Dogging option allows the lock to operate as a standard mortise lock with a single latch point (Not available with BL7300 Series)
  - Concealed vertical rods for additional security
  - Available with access control options
  - Inswing and outswing applications
  - Concealed vertical assembly (rods, latches and cassette) pre-installed in openings ordered through Ceco/Curries
  - Seven-year warranty

## 7300 SERIES SPECIFICATIONS

<b>Door</b>	1-3/4" thick door only; 7300 Series requires utilizing Ceco Door Medallion and Curries 747 doors and frames and McKINNEY® hinges
<b>Mounting</b>	Supplied fasteners are for metal doors with through-bolts for trim
<b>Hand</b>	Handed; specify RHR, LHR, RH or LH
<b>Lockbody</b>	Utilizes standard 8200 Series mortise lock
<b>Top Bolt</b>	Adjustable stainless steel 3/4" square bolt with 11/16" engagement; 5/16" steel reinforcement plate
<b>Bottom Bolt</b>	Adjustable stainless steel 3/4" square bolt with 5/8" engagement; 1/4" steel reinforcement plate
<b>Center Bolts</b>	Latchbolt is stainless steel with 3/4" projection. One piece, anti-friction reversible catch. Deadbolt is one piece hardened stainless steel with 1" projection
<b>Lock Front</b>	1/8" steel mortise front reinforced with 13/64" thick lock edge stiffener
<b>Center Bolt Strike</b>	1/4" thick stainless steel
<b>Backset</b>	Lever: 2-3/4" standard; Rods 5-1/4"
<b>Door Thickness</b>	1-3/4" standard
<b>Maximum Opening</b>	Single door 2'8" x 6'8" up to 4'0" x 10'0" and double doors 5'4" x 6'8" up to 8'0" x 10'0" (Double doors require 2-988 surface bolts)
<b>UL Fire Listed</b>	UL 3-hour fire rating
<b>Trim</b>	Multiple sectional and escutcheon mortise trim with Standard or Studio Collection levers
<b>Cylinder</b>	Multiple mortise cylinders

**Note:** For Certifications see page 3.

**Attention:** Doors and frames must be ordered through Ceco and Curries in order for certifications to be met. See Door Specifications above for specific product offerings needed to meet assembly requirements. Mortise cassette and rods come pre-installed in previously specified door. If the device is installed in a non CECO door, the "679Kit" rod kit is also required. We are not responsible for poor installation or problems.



## FM7300 SERIES SPECIFICATIONS

<b>Door</b>	1-3/4" thick door only; FM7300 Series requires utilizing Ceco Door StormPro® 361 and Curries StormPro® 361 doors and frames. McKINNEY® StormPro® hinges are required when used as a certified tornado solution
<b>Mounting</b>	Supplied fasteners are for metal doors with through-bolts for trim
<b>Hand</b>	Handed; specify RHR, LHR, RH or LH
<b>Lockbody</b>	Utilizes standard 8200 Series mortise lock
<b>Top Bolt</b>	Adjustable stainless steel 3/4" square bolt with 11/16" engagement; 5/16" steel reinforcement plate
<b>Bottom Bolt</b>	Adjustable stainless steel 3/4" square bolt with 5/8" engagement; 1/4" steel reinforcement plate
<b>Center Bolts</b>	Latchbolt is stainless steel with 3/4" projection. One piece, anti-friction reversible catch. Deadbolt is one piece hardened stainless steel with 1" projection
<b>Lock Front</b>	1/8" steel mortise front reinforced with 13/64" thick lock edge stiffener
<b>Center Bolt Strike</b>	1/4" thick stainless steel
<b>Backset</b>	Lever: 2-3/4" standard; Rods 5-1/4"
<b>Door Thickness</b>	1-3/4" standard
<b>Maximum Opening</b>	Single door 2'8" x 6'8" up to 4'0" x 8'0" and double doors 6'0" x 6'8" up to 8'0" x 8'0" (Double doors require 2-988 surface bolts)
<b>UL Fire Listed</b>	UL 3-hour fire rating
<b>Trim</b>	Multiple sectional and escutcheon mortise trim with Standard or Studio Collection levers
<b>Cylinder</b>	Multiple mortise cylinders

**Note:** For UL & Windstorm Certifications see page 3.



Attention: Doors and frames must be ordered through Ceco and Curries.

See Door Specifications above for specific product offerings needed to meet assembly requirements. Mortise lock and rods come pre-installed in previously specified door.

Copyright © 2017-2026, SARGENT Manufacturing Company. All rights reserved. Reproduction in whole or in part without the express written permission of SARGENT Manufacturing Company is prohibited. Patent pending and/or patent: www.assaabloyds.com/patents.

## BL7300 SERIES SPECIFICATIONS

<b>Door</b>	1-3/4" thick door only; BL7300 Series requires utilizing Ceco Door and Curries Multi-Solution Opening doors and frames and McKINNEY® StormPro® hinges
<b>Mounting</b>	Supplied fasteners are for metal doors with through-bolts for trim
<b>Hand</b>	Handed; specify RHR, LHR, RH or LH
<b>Lockbody</b>	Utilizes standard 8200 Series mortise lock
<b>Top Bolt</b>	Adjustable stainless steel 3/4" square bolt with 11/16" engagement; 5/16" steel reinforcement plate
<b>Bottom Bolt</b>	Adjustable stainless steel 3/4" square bolt with 5/8" engagement; 1/4" steel reinforcement plate
<b>Center Bolts</b>	Latchbolt is stainless steel with 3/4" projection. One piece, anti-friction reversible catch. Deadbolt is one piece hardened stainless steel with 1" projection
<b>Lock Front</b>	1/8" steel mortise front reinforced with 13/64" thick lock edge stiffener
<b>Center Bolt Strike</b>	1/4" thick stainless steel
<b>Backset</b>	Lever: 2-3/4" standard; Rods 5-1/4"
<b>Door Thickness</b>	1-3/4" standard
<b>Maximum Opening</b>	Single door 2'8" x 6'8" up to 4'0" x 8'0", Paired doors up to 6.0" x 7.0"
<b>UL Fire Listed</b>	UL 3-hour fire rating
<b>Trim</b>	Multiple sectional and escutcheon mortise trim with Standard or Studio Collection levers
<b>Cylinder</b>	Multiple mortise cylinders

**Note:** For Certifications see page 3.

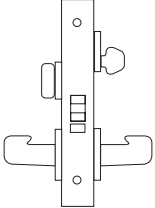
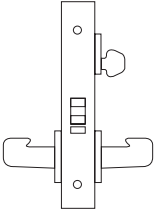
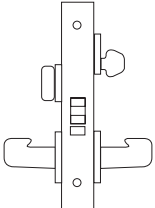
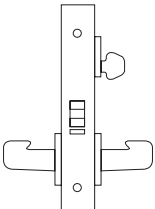


Attention: Doors and frames must be ordered through Ceco and Curries.

See Door Specifications above for specific product offerings needed to meet assembly requirements. Mortise lock and rods come pre-installed in previously specified door.

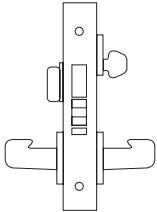
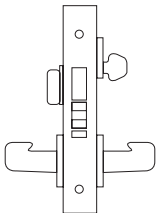
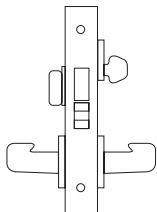
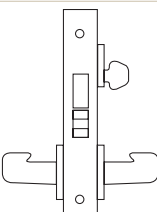
# Functions & Descriptions

## SINGLE CYLINDER WITHOUT DEADBOLT

Inside/Outside	Series/ Function	Type	ANSI No.	Function Description
	7305	Office or Entry	F04	<ul style="list-style-type: none"> <li>• Key outside retracts latchbolt, also locks &amp; unlocks outside trim</li> <li>• Trim inside always retracts latchbolt, trim outside remains locked</li> <li>• Thumbturn inside locks &amp; unlocks outside trim</li> <li>• Auxiliary deadlatch</li> <li>• A multi-function lockbody</li> </ul>
	7337	Classroom	F05	<ul style="list-style-type: none"> <li>• Key outside retracts latchbolt, also locks &amp; unlocks outside trim</li> <li>• Trim inside always retracts latchbolt</li> <li>• Auxiliary deadlatch</li> <li>• A multi-function lockbody</li> </ul>
	7356	Office & Inner Entry Lock	—	<ul style="list-style-type: none"> <li>• Key outside retracts latchbolt</li> <li>• Trim inside always retracts latchbolt and unlocks outside trim</li> <li>• Trim outside is locked by thumbturn or key</li> <li>• Auxiliary deadlatch</li> </ul>
	7389	Holdback	F06	<ul style="list-style-type: none"> <li>• Key outside retracts latchbolt, also locks &amp; unlocks outside trim</li> <li>• Trim inside always retracts latchbolt</li> <li>• Auxiliary deadlatch</li> <li>• Latch holdback — to set, rotating &amp; hold lever, then rotate key twice toward latchbolt. Lever will remain in rotated position indicating it is unlocked</li> </ul>

Copyright © 2017-2026, SARGENT Manufacturing Company. All rights reserved. Reproduction in whole or in part without the express written permission of SARGENT Manufacturing Company is prohibited. Patent pending and/or patent: www.assaabloyds.com/patents.

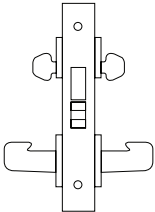
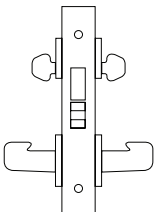
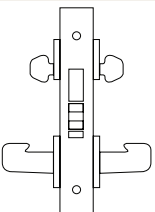
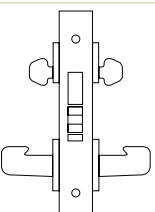
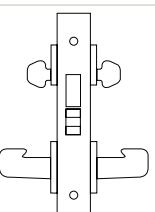
## SINGLE CYLINDER WITH DEADBOLT

Inside/Outside	Series/ Function	Type	ANSI No.	Function Description
	7318 FM7318 BL7318	Classroom	—	<ul style="list-style-type: none"> <li>• Inside trim is always unlocked</li> <li>• Inside thumbturn only retracts and projects deadbolt</li> <li>• When deadbolt is projected, inside trim retracts latchbolt and deadbolt simultaneously</li> <li>• Key outside locks and unlocks outside trim</li> <li>• When outside trim is unlocked, outside trim retracts latchbolt and deadbolt simultaneously</li> </ul>
	7324 BL7324	Storeroom	F21	<ul style="list-style-type: none"> <li>• Key outside or thumbturn inside retracts and projects deadbolt</li> <li>• Trim either side retracts latchbolt</li> <li>• Latchbolt &amp; deadbolt operate independently of each other</li> <li>• <b>CAUTION:</b> Not recommended for use on any door used for Life Safety egress</li> </ul>
	7325 FM7325 BL7325	Exit/ Dormitory	F13	<ul style="list-style-type: none"> <li>• Key outside or thumbturn inside retracts and projects deadbolt</li> <li>• Trim from either side retracts latchbolt, when the deadbolt is in the retracted position</li> <li>• Trim outside is locked, when the deadbolt is projected</li> <li>• When deadbolt is projected, trim inside retracts latchbolt and deadbolt simultaneously, unlocking outside trim</li> </ul>
	7327	Closet or Storeroom	—	<ul style="list-style-type: none"> <li>• Key outside retracts and projects deadbolt</li> <li>• Trim from either side retracts latchbolt</li> <li>• Same as 7324 without thumbturn</li> <li>• Latchbolt &amp; deadbolt operate independently of each other</li> <li>• <b>CAUTION:</b> Not recommended for use on any door used for Life Safety egress</li> </ul>

**Items of Note:**

- All function descriptions are specific to latchbolt and deadbolt operation only.
- Top and bottom rods automatically project when the door is closed and retract when inside or outside lever is turned.
- A dogging indicator can be ordered separately under code 188. A dogging indicator dogs the top/bottom latches so the lock can function as a normal mortise lock.
- In an emergency, un-dog the rods and the top/bottom latches will engage. Not available on BL version.

## DOUBLE CYLINDER WITH DEADBOLT

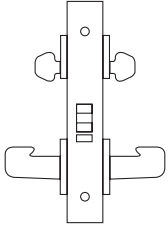
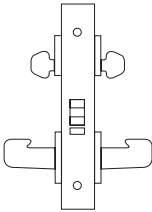
Inside/Outside	Series/ Function	Type	ANSI No.	Function Description
	7326 BL7326	Store Door	F14	<ul style="list-style-type: none"> <li>• Key from either side retracts &amp; projects deadbolt</li> <li>• Trim from either side retracts latchbolt</li> <li>• Latchbolt and deadbolt are independent of each other</li> <li>• <b>CAUTION:</b> Not recommended for use on any door used for Life Safety egress</li> </ul>
	7339 FM7339 BL7339	Classroom Security Intruder Deadbolt	F33	<ul style="list-style-type: none"> <li>• Key either from side retracts or projects deadbolt which also unlocks or locks outside trim</li> <li>• Trim outside retracts latchbolt, except when locked</li> <li>• Trim outside is only locked by projecting the deadbolt</li> <li>• Trim inside retracts both latchbolt and deadbolt simultaneously, and unlocks outside trim</li> </ul>
	7340 FM7340 BL7340	Classroom Security Intruder Auxiliary Deadbolt	F34	<ul style="list-style-type: none"> <li>• Key from either side retracts or projects deadbolt which also unlocks or locks outside trim</li> <li>• Trim outside retracts latchbolt, except when locked</li> <li>• Trim outside is only locked by projecting the deadbolt</li> <li>• Trim inside retracts both latchbolt and deadbolt simultaneously, and unlocks outside trim</li> <li>• Auxiliary deadlatch</li> <li>• Same as 7339 with Auxiliary deadlatch</li> </ul>
	7341 FM7341 BL7341	Classroom Security Intruder Deadlatch	—	<ul style="list-style-type: none"> <li>• Key from either side retracts and projects deadbolt</li> <li>• When deadbolt is projected, 1st key rotation retracts deadbolt, 2nd key rotation unlocks trim outside</li> <li>• Key retraction of latchbolt from either side unlocks trim outside</li> <li>• Trim outside retracts latchbolt, except when locked</li> <li>• Trim inside (when deadbolt is projected) retracts both latchbolt and deadbolt simultaneously and the outside trim remains locked</li> <li>• Auxiliary deadlatch</li> </ul>
	7349 FM7349 BL7349	Security Deadbolt	—	<ul style="list-style-type: none"> <li>• Key from either side retracts and projects deadbolt</li> <li>• Key from either side retracts latchbolt</li> <li>• Trim inside &amp; outside are locked only when deadbolt is projected</li> <li>• <b>CAUTION:</b> Not recommended for use on any door used for Life Safety egress</li> </ul>

**Items of Note:**

- All function descriptions are specific to latchbolt and deadbolt operation only.
- Top and bottom rods automatically project when the door is closed and retract when inside or outside lever is turned.
- A dogging indicator can be ordered separately under code 188. A dogging indicator dogs the top/bottom latches so the lock can function as a normal mortise lock.
- In an emergency, un-dog the rods and the top/bottom latches will engage. Not available on BL version.

# Functions & Descriptions

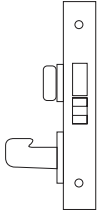
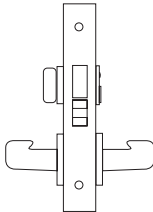
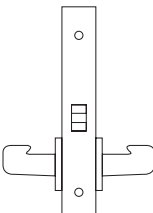
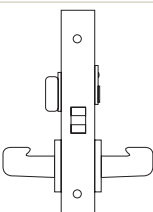
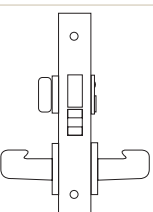
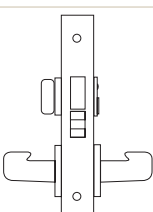
## DOUBLE CYLINDER WITHOUT DEADBOLT

Inside/Outside	Series/ Function	Type	ANSI No.	Function Description
	7338	Classroom Security Intruder Latchbolt	F32	<ul style="list-style-type: none"> <li>• Key from either side locks &amp; unlocks outside trim</li> <li>• Key from either side retracts latchbolt</li> <li>• Trim outside retracts latchbolt, except when locked</li> <li>• Trim inside always retracts latchbolt</li> <li>• A multi-function lockbody</li> <li>• Auxiliary deadlatch</li> </ul>
	7390	Classroom Security Holdback	—	<ul style="list-style-type: none"> <li>• Key from either side retracts latchbolt, also locks &amp; unlocks outside trim</li> <li>• Latchbolt can be locked in the retracted position by key from either side</li> <li>• Trim inside always retracts latchbolt</li> <li>• Auxiliary deadlatch</li> <li>• Latch holdback — to set, rotating &amp; hold lever, then rotate key twice toward latchbolt. Lever will remain in rotated position indicating it is unlocked</li> </ul>

**Items of Note:**

- All function descriptions are specific to latchbolt and deadbolt operation only.
- Top and bottom rods automatically project when the door is closed and retract when inside or outside lever is turned.
- A dogging indicator can be ordered separately under code 188. A dogging indicator dogs the top/bottom latches so the lock can function as a normal mortise lock.
- In an emergency, un-dog the rods and the top/bottom latches will engage. Not available on BL version.

## NON-KEYED

Inside/Outside	Series/ Function	Type	ANSI No.	Function Description
	7301 FM7301 BL7301	Inside Passage	—	<ul style="list-style-type: none"> <li>• Thumbturn retracts &amp; projects deadbolt</li> <li>• Trim inside retracts latchbolt &amp; deadbolt simultaneously</li> <li>• Blank outside escutcheon</li> </ul>
	7314	Passage	—	<ul style="list-style-type: none"> <li>• Thumbturn inside retracts and projects deadbolt</li> <li>• Trim from either side retracts latchbolt</li> <li>• Both inside and outside trim are always unlocked</li> <li>• Emergency Release locks/unlocks trim outside-by coin, screwdriver or Emergency key (14-0057) ordered separately</li> <li>• When deadbolt is projected trim inside or outside retracts latchbolt and deadbolt simultaneously</li> </ul> <p>Note: This function allows free entry at all times, even when deadbolt is projected during possible severe weather conditions.</p>
	7319	Passage or Closet	F01	<ul style="list-style-type: none"> <li>• Trim from either side retracts latchbolt at all times</li> </ul>
	7365	Privacy Bath/ Bedroom	F22	<ul style="list-style-type: none"> <li>• Trim outside retracts latchbolt except when locked by thumbturn</li> <li>• Trim inside retracts latchbolt and unlocks outside trim</li> <li>• Emergency Release locks/unlocks trim outside-by coin, screwdriver or Emergency key (14-0057) ordered separately</li> <li>• Thumbturn locks and unlocks trim outside</li> <li>• Closing the door will unlock outside trim</li> </ul>
	7366 FM7366 BL7366	Privacy Bath	—	<ul style="list-style-type: none"> <li>• Trim outside retracts latchbolt except when deadbolt is projected</li> <li>• Trim inside retracts both latchbolt and deadbolt simultaneously, unlocking the outside trim</li> <li>• Emergency release retracts and projects deadbolt - by coin, screwdriver, or emergency key (14-0057) ordered separately</li> <li>• Thumbturn retracts and projects deadbolt</li> </ul>
	7368 BL7368	Privacy Bedroom	F02	<ul style="list-style-type: none"> <li>• Trim from either side retracts latchbolt at all times</li> <li>• Thumbturn retracts and projects deadbolt</li> <li>• Emergency release retracts and projects deadbolt - by coin, screwdriver, or emergency key (14-0057) ordered separately</li> <li>• Latchbolt and deadbolt are independent of each other</li> <li>• <b>CAUTION:</b> Not recommended for use on any door used for Life Safety egress</li> </ul>

**Items of Note:**

- All function descriptions are specific to latchbolt and deadbolt operation only.
- Top and bottom rods automatically project when the door is closed and retract when inside or outside lever is turned.
- A dogging indicator can be ordered separately under code 188. A dogging indicator dogs the top/bottom latches so the lock can function as a normal mortise lock. In an emergency, un-dog the rods and the top/bottom latches will engage. Not available on BL version.

# Functions Overview

	Available Functions	Description	7300	FM7300	BL7300
Single Cylinder without Deadbolt	05	Office/Entry	X		
	37	Classroom	X		
	56	Office & Inner Entry Lock	X		
	89	Holdback	X		
Single Cylinder with Deadbolt	18	Classroom	X	X	X
	24	Storeroom	X		X
	25	Exit/Dormitory	X	X	X
	27	Closet or Storeroom	X		
Non-Keyed	01	Inside Passage	X	X	X
	14	Passage	X		
	19	Passage or Closet	X		
	65	Privacy Bath/Bedroom	X		
	66	Privacy Bath	X	X	X
Double Cylinder with Deadbolt	68	Privacy Bedroom	X		X
	26	Store Door	X		X
	39	Classroom Security Intruder Deadbolt	X	X	X
	40	Classroom Security Intruder Auxiliary Deadbolt	X	X	X
	41	Classroom Security Intruder Deadlatch	X	X	X
Double Cylinder without Deadbolt	49	Security Deadbolt	X	X	X
	38	Classroom Security Intruder Latchbolt	X		
	90	Classroom Security Holdback	X		
	72-12V	Electrical Fail Safe Lock, 12 Volt	X		
	72-24V	Electrical Fail Safe Lock, 24 Volt	X		
	73-12V	Electrical Fail Secure Lock, 12 Volt	X		
	73-24V	Electrical Fail Secure Lock, 24 Volt	X		
	270-12V	Electro-Mechanical Lock - Fail Safe (12v) (Access Control)	X		
	270-24V	Electro-Mechanical Lock - Fail Safe (24v) (Access Control)	X		
	271-12V	Electro-Mechanical Lock - Fail Secure (12v) (Access Control)	X		
	271-24V	Electro-Mechanical Lock - Fail Secure (24v) (Access Control)	X		
	276	Electro-Mechanical Lock - (Motorized With Key Override And With Deadbolt) (Access Control)	X	X	X
	277	Electro-Mechanical Lock - (Motorized With Deadbolt) (Access Control)	X	X	X
	278	Electro-Mechanical Lock - (Motorized) (Access Control)	X		
	279	Electro-Mechanical Lock - (Motorized) (Access Control)	X		
	280-12V	Electro-Mechanical Lock - (Fail Safe With Key Override) (Access Control)	X		X
	280-24V	Electro-Mechanical Lock - (Fail Safe With Key Override) (Access Control)	X		X
	281-12V	Electro-Mechanical Lock - (Fail Secure With Key Override) (Access Control)	X	X	X
	281-24V	Electro-Mechanical Lock - (Fail Secure With Key Override) (Access Control)	X	X	X
	284-12V	Electro-Mechanical Lock - Fail Safe (12v With Deadbolt) (Access Control)	X	X	X
	284-24V	Electro-Mechanical Lock - Fail Safe (24v With Deadbolt) (Access Control)	X		X
	285-12V	Electro-Mechanical Lock - Fail Secure (12v With Deadbolt) (Access Control)	X		X
285-24V	Electro-Mechanical Lock - Fail Secure (24v With Deadbolt) (Access Control)	X	X	X	

# Electrical Functions & Monitoring Options

## ELECTRIFIED MORTISE LOCKS WITH STANDARD MONITORING OPTIONS

SARGENT 7300 Series electromechanical mortise locks are designed to handle single opening, stand alone applications, or can be readily integrated into sophisticated access control systems. They meet ANSI/BHMA A156.37 Grade 1 requirements, are UL listed on fire doors, and satisfy industry standards for operating temperature, shock and fire hazard.

### FEATURING ECOFLEX® TECHNOLOGY



- **Reduces energy consumption up to 92%, as certified by GreenCircle**
  - Lower operating costs
  - Assists with load reduction in optimizing energy performance credit in LEED
  - Reduces number of power supplies required
- **Innovative actuator design provides superior reliability**
  - Higher performance and reduced maintenance
  - Ability to have longer cable runs without negatively impacting lock function
  - Reduces risk of voltage drops and eliminates inductive kickback
  - Lower total cost of ownership
- **Field configurable to fail-safe or fail-secure**
- **Operates from 12-24VDC, offering greater flexibility in system design**

## ELECTRICAL REQUIREMENTS FOR ELECTROMECHANICAL FUNCTIONS

Voltage: Operates from 12-24VDC Regulated. Full wave rectification installed inside the lockbody.

**Current:**

- Actuator draw = .015 Amp continuous
- Maximum (2) locks per 1 Amp power supply (1/2 Amp peak current draw)
- Operating Temp.: Max. 151°F (66°C), Min -31°F (-35°C)
- UL and CUL listed for use on Fire Doors

**Note:** Repeated operation at voltage exceeding +/- 10% is not recommended

**DX - option — Deadbolt Monitor**

- Switch mounted internally in lockbody that indicates deadbolt position
- Available in all deadbolt functions

**LX- option - Latchbolt Monitor**

- Please contact factory

**Description of Functions:**

- Fail Safe: Power off, unlocks outside trim
- Fail Secure: Power off, lock outside trim
- Deadbolt projected and retracted by thumbturn only (for non-key override)
- Two switches mounted internally, within lockbody, to monitor lever rotation

## HIGH SECURITY MONITORING OPTIONS

**Internal End-of-Line Monitoring**

Integrated directly into the mortise lock, internal end-of-line resistors monitor the line from the access control panel to the lock. Typically, resistors are installed at the panel or above the door, creating vulnerability between the resistors and the locks. Incorporating resistors within the lock eliminates any risk of undetected tampering or damage, while also reducing installation costs, simplifying specifications, and offering the assurance of a factory installed and tested product.

Select a compatible resistor configuration and add the appropriate prefix to your order string:


- R01 - EOL Mercury and Lenel compatible 1KΩ/2KΩ resistance supervision
- R03 - EOL Software House compatible 1KΩ/2KΩ resistance supervision
- R04 - EOL AMAG compatible 4-state supervision

**Items of Note:**

- All function descriptions are specific to latchbolt and deadbolt operation only.
- The lock must have a deadbolt for a tornado shelter rating.
- Top and bottom rods automatically project when the door is closed and retract when inside or outside lever is turned.
- A dogging indicator can be ordered separately under code 188. A dogging indicator dogs the top/bottom latches so the lock can function as a normal mortise lock. In an emergency, un-dog the rods and the top/bottom latches will engage. Not available on BL version.

## WARNING

- **Do not** connect locks to a circuit sharing an additional electromagnetic device as the lock may be damaged
- Transient voltage must be suppressed at the source or before connecting with the lock
- Varistor rated at 35 volts (peak) may be used for transient voltage protection



**Note:** Opening the lockbody or the actuator replacement in the field by non-authorized personnel voids UL label and lock warranty

## ELECTROMECHANICAL FUNCTIONS

No key override with deadbolt			
*Fail Safe	NAC-	BL73	284
Fail Secure	NAC-	BL73	285

Key override with deadbolt			
*Fail Safe	NAC-	BL73	280
Fail Secure	NAC-	BL73	281

\*Not offered with FM7300

Copyright © 2017-2026, SARGENT Manufacturing Company. All rights reserved. Reproduction in whole or in part without the express written permission of SARGENT Manufacturing Company is prohibited. Patent pending and/or patent: www.assaabloyds.com/patents.

# Access Control Platforms

SARGENT 7300, BL7300, and FM7300 Series multi-point locks can be readily integrated into sophisticated access control systems. They meet ANSI/BHMA A156.37 Grade 1 requirements, are UL listed on fire doors, and satisfy industry standards for operating temperature, shock, and fire hazard.

Below is a list of compatible platforms:

- IN Series (IN120, IN220)
- SN200 (SN200, SN210)

For complete information regarding the compatibility of all 7300 Series multi-point locks with electronic access control devices, reference the individual product catalogs, available in the Partner Area on [www.intelligentopenings.com](http://www.intelligentopenings.com).

### SARGENT Electronic Access Control Functions



No Key Override with deadbolt			
Fail Safe	73 BL73	277	284
Fail Secure	73 BL73 FM73		285
Key Override with deadbolt			
Fail Safe	73 BL73	276	280
Fail Secure	73 BL73 FM73		281

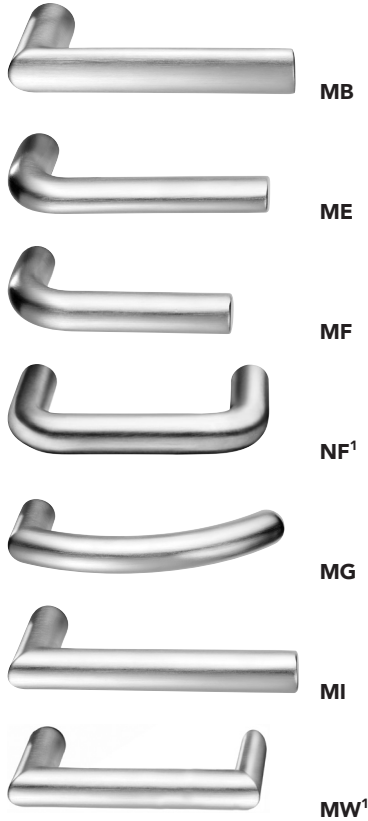
**Items of Note:**

- All function descriptions are specific to latchbolt and deadbolt operation only.
- The lock must have a deadbolt for a tornado shelter rating.
- Top and bottom rods automatically project when the door is closed and retract when inside or outside lever is turned.
- A dogging indicator can be ordered separately under code 188. A dogging indicator dogs the top/bottom latches so the lock can function as a normal mortise lock.
- In an emergency, un-dog the rods and the top/bottom latches will engage. Not available on BL version.


# Studio Collection Levers

Studio Collection levers are available in a broad array of designs and finishes allowing for uniformity throughout a facility. All levers meet ADA compliance for national codes. Visit the online [Decorative Hardware Product Selector](#) to mix and match styles and finishes.

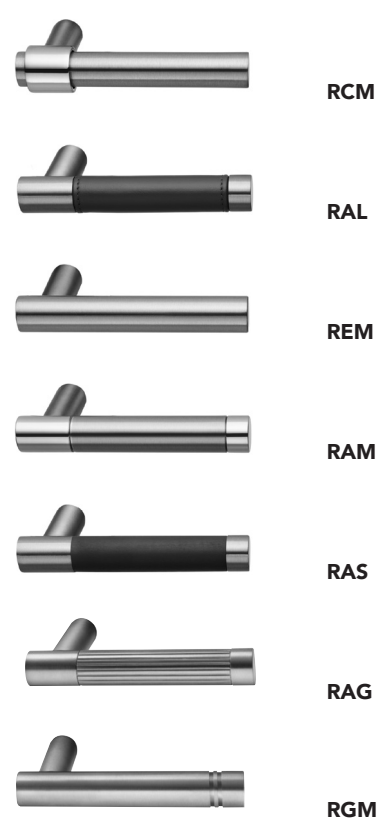
## Aventura Series



## Centro Series



## Gramercy Series<sup>2</sup>



1 Lever returns within 1/2" (13mm) of door face.  
2 Gramercy levers are customized. See "How To Order" on page 24 for ordering information.  
3 Not available in 32D or 32 finish

Copyright © 2017-2026, SARGENT Manufacturing Company. All rights reserved. Reproduction in whole or in part without the express written permission of SARGENT Manufacturing Company is prohibited. Patent pending and/or patent: www.assaabloyds.com/patents.

# Studio Collection Levers (continued)

**Grant Park  
(H008 Lever is Handed)**



H007



H008



H011

**Odéon Series  
(Handed Levers)**



MN<sup>3</sup>



MH<sup>3</sup>



MS<sup>3</sup>



MU<sup>3</sup>



MV<sup>3</sup>



NU<sup>1,3</sup>



WG

**Notting Hill Series  
(Handed Levers)**



MA<sup>3</sup>



MQ<sup>3</sup>



MT<sup>3</sup>



MO<sup>3</sup>



MZ<sup>1,3</sup>



GT

**Wooster Series<sup>2</sup>**



H001



H002<sup>1</sup>



H003



H004



H005<sup>1</sup>



H006<sup>1</sup>


**Berlin Series**



H015



H016<sup>1</sup>



H017



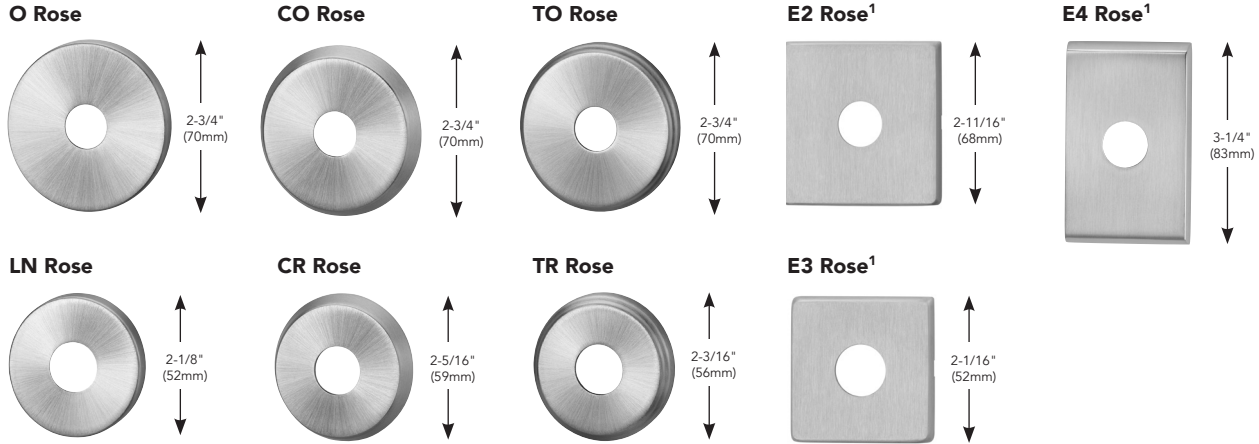
H018

1 Lever returns within 1/2" (13 mm) of door face.

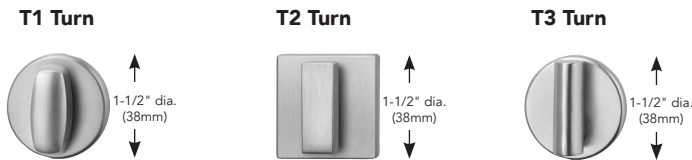
2 H003-H006 - Contain white or black polycarbonate inserts. Not available with MicroShield<sup>®</sup> antimicrobial coating.

3 Not available in 32D or 32 finish

ROSES




THUMBTURNS



Thumbturn backplate will match rose design chosen. See "Thumbturn Designs" on page 22 for more information.

ESCUTCHEONS



¹ 1KA square cylinder collar and 130KA square backplate automatically supplied with E2, E3, and E4 roses.

Copyright © 2017-2026, SARGENT Manufacturing Company. All rights reserved. Reproduction in whole or in part without the express written permission of SARGENT Manufacturing Company is prohibited. Patent pending and/or patent: www.assaabloyds.com/patents.

## STANDARD LEVERS

### Features

- All levers meet ADA compliance for national codes
- Solid forged or cast
- Lever designs J, L, and P have lever returns within 1/2" (13 mm) or less of door face and meet California State Reference Fire Code
- All lever height ( $\pm 1/16"$ ) measurements represent total distance from door face

<p><b>A</b> <b>(Handed)</b></p>		
<p><b>B</b></p>		
<p><b>E</b></p>		
<p><b>F</b></p>		
<p><b>J</b></p>		
<p><b>L</b></p>		
<p><b>P</b></p>		
<p><b>W</b></p>		

## STANDARD ROSES

### E Rose



3-1/16"  
(78mm) | 5/16"  
(8mm)

### LN Rose



2" | 5/16"  
(51mm) | (8mm)

### 82-4023 Cap



- 2" round
- Covers hole for levers and roses

### O Rose

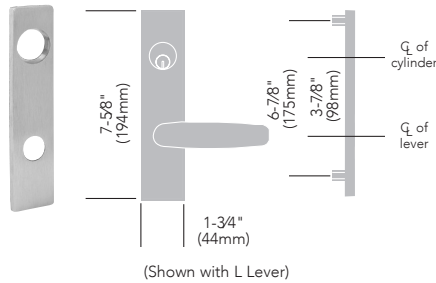


2-3/4" | 5/16"  
(67mm) | (8mm)

# Escutcheon Designs

## LE1/LE2 Escutcheon Design

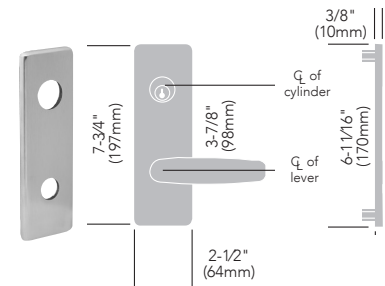
- Cast
- LE1- (2) exposed screws inside
- LE2- (2) concealed screws inside
- LE1 is available with standard & Studio levers
- LE2 is available with standard levers only



(Shown with L Lever)

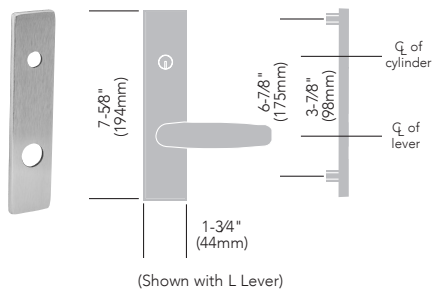
## LS Escutcheon Design

- Forged
- Security trim: cylinder is protected by the escutcheon
- (4) spanner security screws are exposed on inside trim standard
- LS is available with standard levers only



## LE3/LE4 Escutcheon Design

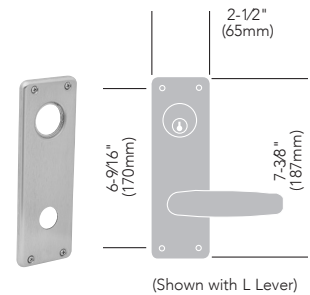
- Concealed cylinder designed escutcheon, exposed barrel only
- Cast
- LE3- (2) exposed screws inside
- LE4- (2) concealed screws inside
- Not available on double cylinder functions
- Only available with #41 size cylinders
  - limited keyway and key system offerings – see "Cylinders" on pages 30-31
- If cylinder is ordered separately, specify 78- for concealed cylinder
- LE3 & LE4 are available with standard levers only
- UL437 not available
- Not available with DG2 & DG3 cylinders



(Shown with L Lever)

## WT Escutcheon Design

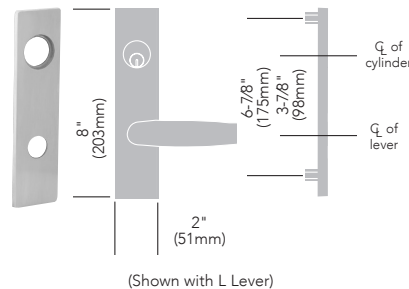
- Heavy wrought
- Surface mounted both inside and outside
- (4) exposed screws both inside and outside
- WT is available with standard levers only



(Shown with L Lever)

## LW1 Escutcheon Design

- Wrought
- (2) exposed screws inside
- LW1 is available with standard levers only

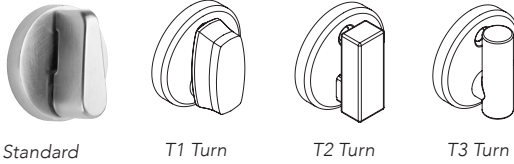


(Shown with L Lever)

**Note:** The LS Escutcheon is not available with cylinder options: 10-63-, 11-60-, 11-63-, 11-64-, 60-, 63-, 64-, 70-, 72-, 73-, 65-73-, 65-73-7P-, 73-7P-, 81-, 82-, 83-, 84-, F1-82- & F1-83-

## 130KB ROUND BACKPLATE

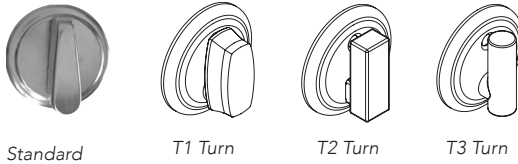
(Shown with Standard Turn)



- Round backplate supplied standard with L, O, LN roses
- Standard turn automatically supplied with sectional trim
- Specify T1, T2, or T3 as an option for decorative turns
- 1-1/2" (38mm) round brass or stainless steel plate

## 130KT TRADITIONAL BACKPLATE

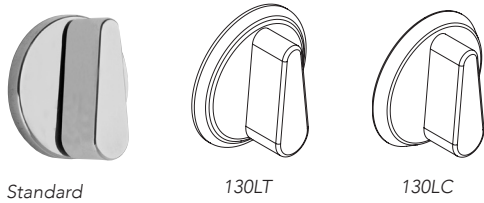
(Shown with Standard Turn)



- Dual radii edge backplate supplied standard with TO and TR roses
- Standard turn automatically supplied with sectional trim
- Specify T1, T2, or T3 as an option for decorative turns
- 1-3/4" (44mm) round brass plate

## 130LB LARGE ROUND BACKPLATE

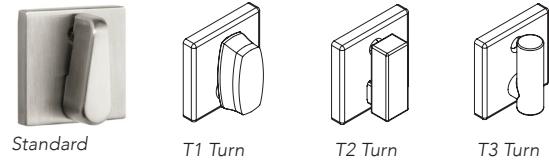
(Shown with Large ADA Turn)



- Available with sectional trim
- 40% larger than standard thumbturn
- Specify LB as an option for ADA turn
- 2" (51mm) round brass, zinc, or stainless steel plate & turn
- 130LT - Traditional backplate, 130LC - Contemporary backplate
- Meets ADA Requirements

## 130KA SQUARE BACKPLATE

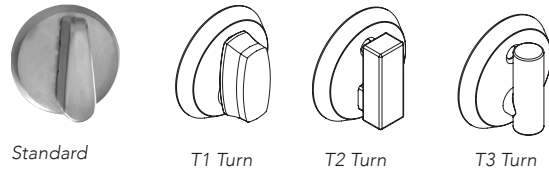
(Shown with Standard Turn)



- Square backplate supplied standard with E, E2, E3, or E4 roses
- Standard turn automatically supplied with sectional trim
- Specify T1, T2, or T3 as an option for decorative turns
- 1-1/2" (38mm) brass or stainless steel plate

## 130KC CONTEMPORARY BACKPLATE

(Shown with Standard Turn)



- Beveled edge backplate supplied standard with CO and CR roses
- Standard turn automatically supplied with sectional trim
- Specify T1, T2, or T3 as an option for decorative turns
- 1-3/4" (44mm) round brass or stainless steel plate

# Emergency Releases, Indicators & ADA and Handicap Warnings

## EMERGENCY RELEASES

### 184KB Emergency Release

- 1-1/2" (38mm) round brass, bronze, or stainless steel plate
- For 66 and 68 functions only



### 184KA Emergency Release (used with E rose)

- 1-1/2" (38mm) square brass, bronze, or stainless steel plate
- For 66 and 68 functions only



### Emergency Key 14-0057

- Carbon steel
- For 66 and 68 functions only
- Must be ordered separately



### Studio Collection Emergency Release

- 184KC Emergency Release - Contemporary
- 184KT Emergency Release - Traditional

## INDICATORS

### 49- Option Occupancy Indicator with Emergency Release

- Ideal for restrooms or conference rooms where easy determination of use needs to be made
- OCC/VAC indicator plate standard, field replaceable Red/White plate included
- Mounts on outside of door
- Not available with escutcheon trim
- Emergency coin operated release standard
- Functions and Roses available:
  - 66, 68 functions with CR, E, L, LN, O & TR roses
- As retrofit, order 185P x finish



185P

### 50- Option Secured Indicator Rose

- Non-handed with lever and mounting posts field reversible
- VAC/OCC indicator plate standard, field replaceable, red/white plate included
- Mounts on outside of door
- Not available with escutcheon trim
- Available for the following functions:
  - 24, 25 - with rose trim only
- Patent pending design
- For retrofit, order 185S x suffix x finish:
 

Suffix	Door Thickness
-1	1-3/4" (44mm)



### 188 Dogging Indicator

- Dogs the top/bottom latches so the lock can function as a normal mortise lock.
- In an emergency, un-dog the rods and the top/ bottom latches will engage.
- Must be ordered with product, see pg 32 for how to order information.
- "Storm Shelter Mode" label is provided for FM7300 Series only
- Not available on BL7300 Series



## ADA AND HANDICAP WARNING


### Lever Return to Door

- Lever designs J, L, and P
- Lever returns within 1/2" (13mm) of door face or less
- Meets ADA compliance for national codes



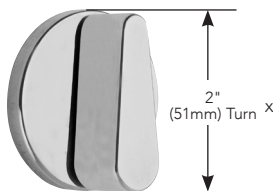
### Standard Thumbturn

- Meets ADA compliance for national codes
- Order as: 130KB, 130KC, 130KT, 130W, or 130KA x finish
- See "Thumbturn Designs" on page 22 for design



### LB - Thumbturn

- Meets the tougher local ADA requirements
- 40% larger than standard thumbturn
- Order as: 130LB, 130LC, or 130LT finish
- See "Thumbturn Designs" on page 22 for design



### Tactile Handicapped Warning

- Abrasive Coating: options 85-, 86- & 87-
- Milled 1/16" Grooves: options 75-, 76- & 77-
  - B, E, J, L, P, and W Levers - grooves on backside surface of lever
  - F Lever - grooves on top and bottom surface of lever



### Keys

- Large key bows are available
- Standard key bows can have attachments added to increase the grip area
- Keys are NOT ADA compliant

# Finishes

## FINISHES

Standard Levers Finish	Description
03	Polished brass, clear coated
04	Satin brass, clear coated
09	Polished bronze, clear coated
10	Satin bronze, clear coated
10B	Oxidized bronze, oil rubbed
10BE	Medium bronze painted
10BL	Oxidized satin bronze, clear coated
14	Bright nickel plate
15	Satin nickel, clear coated
20D	Statuary dark bronze, clear coated
26	Polished chrome
26D *	Satin chrome
32	Polished stainless steel
32D *	Satin stainless steel
BSP	Black suede powder coat
WSP	White suede powder coat

\* MicroShield<sup>®</sup> — optional designate SG- option (Available on 26D and 32D Finishes only)  
 Split Finishes — specify outside finish first, then inside finish  
 example: 26D (outside)/04 (inside)

## GRAMERCY FINISH CODES

ANSI/BHMA Finish	SARGENT Finish	Gramercy Code <sup>^</sup>	Description
630	32D	30	Satin Stainless Steel
629	32	29	Bright Stainless Steel
613E	10BE	3E	Dark Oxidized Satin Bronze, Equivalent
N/A	BSP	BS	Black Suede Powder Coat
N/A	WSP	WS	White Suede Powder Coat
N/A	N/A	BK	Black (Santoprene™ or leather insert)
N/A	N/A	BN	Brown (leather insert)

<sup>^</sup>Code used to specify Gramercy Series finishes only. Use available finishes list to specify desired finish when ordering.

## GRAMERCY LEVER DESCRIPTIONS & AVAILABLE FINISHES

Lever Designation	Lever Description	Available Finishes (AS ORDERED)
RAG	Grooved Insert	3030, 2929, 2930, 3029, 3E3E, BSBS or WSWS
RAL	Leather Insert	30BK30, 30BN30, 29BK30, 29BN30, 3EBK3E, BSBKBS, WSBKWS, 3EBN3E, BSBNBS or WSBNWS
RAM	Satin Metal Insert	2930 only (SEE NOTATION)
RAS	Santoprene Insert	30BK30, 29BK29, 3EBK3E, BSBKBS or WSBKWS
RCM	Raised Band	2930, 2929, 3030, 3029, 3E3E, BSBS or WSWS
REM	Plain	2930, 2929, 3030, 3029, 3E3E, BSBS or WSWS
RGM	Two Grooves	2929, 3030, 3E3E, BSBS or WSWS

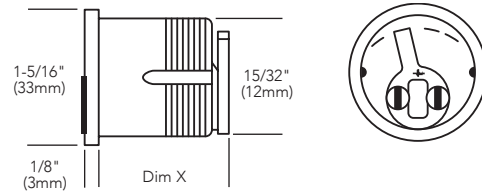
Notes for Two-tone finishes:

- 2930 Finish: grip of lever is 32D, balance of lever is 32. Rose/escutcheon and lock finish will be 32
- 3029 Finish: grip of lever is 32, balance of lever is 32D. Rose/escutcheon and lock finish will be 32D

Copyright © 2017-2026, SARGENT Manufacturing Company. All rights reserved. Reproduction in whole or in part without the express written permission of SARGENT Manufacturing Company is prohibited. Patent pending and/or patent: www.assaabloyds.com/patents.

### Cylinder Lengths (Dim X)

Cylinder No.	41	42	43	46
Dim X Length Under Cylinder Head	1-1/8" (29mm)	1-1/4" (32mm)	1-3/8" (35mm)	1-3/4" (44mm)



### DG1, DG2, DG3 – Degree Series

- Utility patented, bump resistant and requires the use of a patented key
- All three locking mechanisms within the same system operated with just one key
- See Degree Key System Catalog for available options



### 51- Option Old Style Removable Core

- Available for **existing systems only** Permanent Removable Cores
- Control key used to remove core, must request control key separately



### 40 Series Type Cylinder

- Cylinder body: Solid brass
- Cap: Brass, bronze, or stainless steel
- All functions take a standard cam
- Standard cam 13-0664



### 60- or 70- Option Plastic Construction Core

- For doors that do not require key locking during the construction period
- Operate with coin or flat screwdriver
- For use with LFIC (removable) (60- Option) or SFIC (70- Option) core



### 10- Option Signature Series

- The protected system offers the building owner full control over duplication of keys. Highly pick-resistant cylinders
- 10-63- Option - signature cylinder with large format interchangeable cores



### 63- Option Large Format Interchangeable (Removable) Core

- Allows immediate removal of the core.
- Virtually unlimited key changes
- Available 10-63-, 11-60-, 11-63- & 11-64-
- For disposable core, see 60- Option
- 64- Option- LFIC 6-pin construction core
- Control key used to remove core, must request control key separately



### 11- Option XC Key System

- Patented system works with existing SARGENT keyway adding increased security
- 11- XC standard cylinder
- 11-63- large format interchangeable core
- 11-73- small format interchangeable core



### 7300B Interchangeable Core

- Small Format Interchangeable Core
- SARGENT interchangeable core cylinders and masterkey systems are available for increased security through quick change of keying. It is unnecessary to remove a cylinder
- SARGENT 7300B interchangeable cores are available in SARGENT 4A and 4B keyways, as well as the following standard competitor keyways: A, B, C, D, E, F, G, H, J, K, L, M
- For disposable core, see 70- Option
- 65-73 Option — 6-pin small format interchangeable cores-uncombined
- 65-73-7P Option — 7-pin small format interchangeable cores-uncombined
- 70- Option — small format interchangeable disposable core
- 72- Option — small format interchangeable construction core
- 11-72- construction core provided for use with 11-7300 cylinder housing
- 11-70- temporary plastic core prepared to accept 11-7300 core
- 73- Option — 6-pin small format interchangeable core, SARGENT 4A, 4B keyways
- 73-7P Option — 7-pin small format interchangeable core, SARGENT 4A, 4B keyways
- Control key used to remove core (provided separately)



### F1-82- and 82- Option KESO

- The system offers the building owner full control over duplication of keys
- Highly pick-resistant cylinders
- Expanded levels of masterkeying
- F1-83- & 83- Option - Keso removable core
- 84- Option - Keso construction core cylinder




### 120 Series Mortise Turn Piece Cylinders

- Finishes: 4, 10B, 10BE, 32D, BSP
- Turn lever: Brass or bronze
- Cap: Brass, bronze, or stainless steel
- Must be ordered separately
  - 124- Turn Piece
  - 125- Turn Piece
  - 126- ADA Turn Piece
  - 127- Detachable Turn Piece



### 78- Option Exposed Barrel

- Standard for use only with SARGENT escutcheon trims LE3, LE4
- Available 6-pin standard or 7-pin optional
- NOT available with 50-, 60-, 70- or other specialty or higher security options
- See "Cylinder Requirements & Cams" on page 27 for cam required
- Plug finishes: 4, 15 (similar to 26 finish)



### 21- Option Lost Ball Construction System


- The SARGENT construction keying system protects the building owner by providing temporary masterkeying during the construction period

### 1KA Rosette with sectional trim

- Used with mortise cylinders
- Furnished standard with the E, E2, E3, and E4 roses
- Brass, bronze, or stainless steel
- 1-1/2" (38 mm) Square, includes compression spring
- Projection from door:

1KA-1	5/16" (8mm) - standard
1KA-2	7/16" (11mm)
1KA-3	9/16" (14mm)
1KA-4	11/16" (16mm)

- Finishes: 3, 4, 10, 10B, 10BE, 10BL, 20D, 26, 26D, 32, 32D



### 1KB Rosette with sectional trim

- Used with mortise cylinders and No. 90 blocking rings when cylinders project from door
- Furnished standard with L, O, LN, CO, CR, TO, and TR roses
- Brass, bronze, or stainless steel
- 1-1/2" (38mm) diameter, includes compression spring
- Finishes: 3, 4, 10, 10B, 10BE, 10BL, 20D, 26, 26D, 32, 32D
- Projection from door:

1KB-1	5/16" (8mm) - standard
1KB-2	7/16" (11mm)
1KB-3	9/16" (14mm)



### No. 97 Rosette

- Standard for cylinders ordered separately from hardware
- Brass, bronze, or stainless steel
- 1-11/16" (43mm)
- 9/32" (7mm) projection, includes compression spring
- Finishes: 3, 4, 10, 10B, 10BE, 10BL, 20D, 32, 32D



### No. 90 Blocking Ring

- Used with 1KB rosettes as spacer when mortise cylinder projects from face of door
- Brass, bronze, or stainless steel
- Finishes: 3, 4, 10, 10B, 10BE, 10BL, 20D, 26, 26D, 32, 32D



For complete cylinder information, see Cylinders & Components, Signature, Keso, Keso F1 or XC catalogs.

# Cylinder Requirements & Cams

## Sectional Trim (CO, CR, L, LN, O, TO, TR)

Cylinder Size	Door Thickness
	1-3/4"
41	1KB-1
42	1KB-2
43	1KB-3

## Sectional Trim (E, E2, E3, E4)

Cylinder Size	Door Thickness
	1-3/4"
41	1KA-1
42	1KA-2
43	1KA-3

## Escutcheon Trim (CE, LE1, LE2, LW1, TE)

Cylinder Size	Door Thickness
	1-3/4"
41	Cylinder Only
42	1KB-1
43	1KB-1

## Escutcheon Trim (WT)

Cylinder Size	Door Thickness
	1-3/4"
41	Cylinder Only
42	97
43	97

## CYLINDER CAMS

### SARGENT Conventional Cylinders

- Standard

#### Std Cam

(13-0664) for all functions



See Cylinder catalogs for additional information

### SARGENT Large Format Interchangeable Core Cylinders

- 6300 Cams are factory installed and are not removable
- 6300 Cams are not sold separately
- Specify required cam as a suffix: 63-44-105 cam
- For standard cam: no suffix is required

#### Std 6300 Cam for all functions

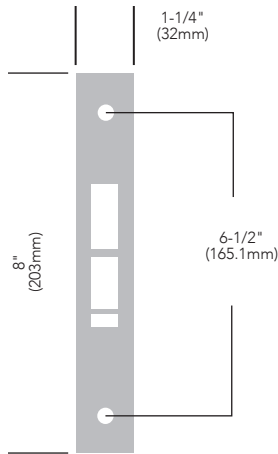


## STRIKE OPTIONS

Part Number	Description
825347	Top Strike Pack
825348	Bottom Strike Pack
825350	Center Strike Pack

## OUTSIDE FRONT PLATE

Standard 1-1/4" (32mm)	Functions
82-1814	14, 24, 25, 66, 68
82-1815	01, 18



Copyright © 2017-2026, SARGENT Manufacturing Company. All rights reserved. Reproduction in whole or in part without the express written permission of SARGENT Manufacturing Company is prohibited. Patent pending and/or patent: www.assaabloyds.com/patents.

## MECHANICAL OPTIONS

Categories	How to Specify	Detailed Description
Add Strength	3-	Stainless steel hubs within the mortise lock
Security Fasteners	36-	6 Lobe head security screw (Torx® head, tamper-proof)
	37-	Spanner head tamper-proof security screw (not available with Studio levers)
Visual Indicators	49-	Visual Status Indicator or occupancy indicator with emergency release (not available with escutcheon trim; see "Indicators" on page 23 for details)
	50-	Secured indicator rose (available with rose trim only; see "Indicators" on page 23)
Electrical Options	DX-	Deadbolt monitoring — Monitor deadbolt position
	LX	Latchbolt monitoring. (Please contact factory)
Tactile Warnings	75-	Tactile Warning — Milled levers or knurled knobs. Inside trim only (not available with Studio levers and the A lever)
	76-	Tactile Warning — Milled levers or knurled knobs. Outside trim only (not available with Studio levers and the A lever)
	77-	Tactile Warning — Milled levers or knurled knobs. Inside & outside trim (not available with Studio levers and the A lever)
	85-	Tactile Warning — Abrasive coating inside trim only
	86-	Tactile Warning — Abrasive coating outside trim only
Finish Protection	87-	Tactile Warning — Abrasive coating inside & outside trim
	CPC-	Clear powder coat (available for 32 & 32D finishes)
Thumbturns (see page 18)	SG-	MicroShield® antimicrobial clear powder coat (available for 26D and 32D finishes)
	LB-	ADA extra large thumbturn; backplate matches rose design chosen
	T1-	Decorative thumbturn; backplate matches rose design chosen
	T2-	Decorative square thumbturn; backplate matches rose design chosen
Trim	T3-	Decorative cylinder thumbturn; backplate matches rose design chosen
	TR	Working trim only (Can be ordered in quantities of 1 or greater)

## CYLINDER OPTIONS

Categories	How to Specify	Detailed Description	Cylinder Sizes Available
Conventional Cylinder		SARGENT conventional cylinders supplied standard	41-43,46
Degree Key System	DG1-	SARGENT degree key system level 1 (bump resistant with patented keys)	41-43,46
	DG1-21-	Degree level 1 construction masterkeying	41-43,46
	DG1-60-	Degree level 1 removable disposable construction core	41-43,46
	DG1-63-	Degree level 1 removable core	41-43,46
	DG1-64-	Degree level 1 removable construction keyed LFIC	41-43,46
	DG1-65-	Degree level 1 unassembled/uncombined core	41-43,46
	DG1-78-	Degree level 1 exposed plug (for use with LE3/LE4 escutcheons only)	41-43
	DG2-	SARGENT degree key system level 2 (geographically exclusive; bump and pick resistant)	41-43,46
	DG2-21-	Degree level 2 construction masterkeying	41-43,46
	DG2-60-	Degree level 2 removable disposable construction core	41-43,46
	DG2-63-	Degree level 2 removable core	41-43,46
	DG2-64-	Degree level 2 removable construction keyed LFIC	41-43,46
	DG2-65-	Degree level 2 unassembled/uncombined core	41-43,46
	DG3-	SARGENT degree key system level 3 (geographically exclusive; UL437 certified; bump and pick resistant)	41-43,46
	DG3-21-	Degree level 3 construction masterkeying	41-43,46
	DG3-60-	Degree level 3 removable disposable construction core	41-43,46
	DG3-63-	Degree level 3 removable core	41-43,46
DG3-64-	Degree level 3 removable construction keyed LFIC	41-43,46	
Signature Key System	10-	SARGENT signature key system (not available with other key systems)	41-43,46
	10-21-	SARGENT signature construction key system (lost ball)	41-43,46
Signature Large Format Interchangeable Core (Removable Core)	10-63-	SARGENT signature LFIC (removable) core cylinder	42, 43, 46
XC- Key System	11-	XC- key system (not available with other key systems, unless specified)	41-43,46
	11-21-	XC- construction key system (lost ball)	41-43,46
XC- Large Format Interchangeable Core (Removable Core)	11-60-	Hardware to accept XC- permanent LFIC (removable core), disposable plastic core provided	42, 43, 46
	11-63-	Hardware provided with XC- LFIC (removable core) cylinder (includes masterkeying, grand masterkeying)	42, 43, 46
	11-64-	Hardware provided with keyed construction core to accept XC- LFIC (removable), permanent core ordered separately	42, 43, 46
XC- Small Format Interchangeable Cores	11-70-7P-	Hardware to accept XC- SFIC (7-pin) XC- permanent cores, disposable plastic core provided	43 & 46
	11-72-7P-	Hardware to accept XC- SFIC (7-pin keyed construction core provided) cylinder permanent core ordered separately	43 & 46
	11-73-7P-	Hardware provided with XC- small format 7-pin interchangeable core (Includes masterkeying, grand masterkeying)	43 & 46
	11-65-73-7P-	Hardware provided to accept XC- uncombined 7-pin SFIC (permanent) core — (packed loose)	43 & 46
Construction Key System	21-	SARGENT lost ball construction keying for conventional, XC, and Signature Series (N/A with 63- or 73-)	-

**Note:** Interchangeable core and removable core cylinders do not meet Security Grade 1 requirements

# Cylinder Options (continued)

## CYLINDER OPTIONS (CONTINUED)

Categories	How to Specify	Detailed Description	Cylinder Sizes Available
Large Format Interchangeable Core	60-	Hardware to accept SARGENT permanent LFIC (removable core), disposable plastic core provided (permanent cores ordered separately)	42, 43, 46
	63-	Hardware provided with LFIC (removable core) cylinder - (Includes masterkeying, grand masterkeying)	42, 43, 46
	64-	Hardware provided with Keyed construction core to accept LFIC (removable) permanent core (ordered separately)	42, 43, 46
Small Format Interchangeable Cores	70-	Hardware to accept 6- or 7-pin SFIC permanent cores, disposable plastic core provided	43 & 46
	72-	Hardware to accept 6- or 7-pin SFIC (keyed construction core provided) cylinder (permanent core ordered separately)	43 & 46
	73-	Hardware provided with 6-pin SFIC (Includes masterkeying, grand masterkeying)	43 & 46
	65-73-	Hardware provided to accept uncombined 6-pin SFIC (permanent) core — (packed loose for field keying)	43 & 46
	65-73-7P-	Hardware provided to accept uncombined 7-pin SFIC (permanent) core — (packed loose for field keying)	43 & 46
	73-7P-	Hardware provided with small format 7-pin interchangeable core (Includes masterkeying, grand masterkeying)	43 & 46
Keso & Keso F1	81-	Hardware provided with housings to accept Keso (83) & Keso F1 (F1-83-) removable cores (permanent cores ordered separately)	172-173,176
	82-	Hardware provided with SARGENT Keso security cylinder	71-73,76
	F1-82-	Hardware provided with SARGENT Keso F1 security cylinder (patented)	71-73,76
	83-	Hardware provided with SARGENT Keso security removable core cylinder	172-173,176
	F1-83-	Hardware provided with SARGENT Keso F1 security removable core cylinder (patented)	172-173,176
	84-	Hardware provided with SARGENT Keso construction cores (permanent cores ordered separately)	172-173,176
Additional Security	BR-	Bump resistant cylinder (available with conventional & conventional XC cylinders only)	–
Less Cylinder	LC-	Less cylinder – SARGENT supplies standard blocking rings for 1-1/8" cylinders (for longer cylinders order collars/rings separately)	–
Schlage Keyways	SC-^	Schlage C keyway cylinder, 0 bitted	#41 Only
	SE-^	Schlage E keyway cylinder, 0 bitted	#41 Only

Cylinder Length	SARGENT Cylinder Sizes	Keso Cylinder Sizes	Keso R/C Cylinder Sizes
1-1/8"	#41	#71	N/A
1-1/4"	#42	#72	#172
1-3/8"	#43	#73	#173
1-3/4"	#46	#76	#176

## HOW TO ORDER 7300 SERIES MULTI-POINT LOCKS

Options*	Series	Function	Roses/ Escutcheons	Trim	Aux Control	Finish	Hand	Door Height**
For all available options see pages 29-32	7300 FM7300 BL7300	Page 8-15	Pages 18, 21, 22	Levers — pages 16, 17, 19	188	Page 24	RHR	Pages 5, 6, 7

\* Multiple options can be selected.

\*\* Door height can be specified to 1/8" increments.

## ORDERING EXAMPLES

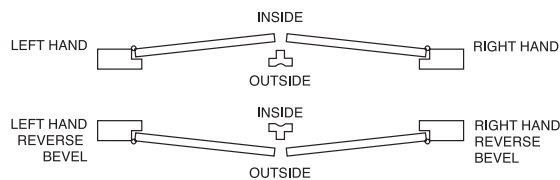
Series	Function	Roses/ Escutcheons	Trim	Aux Control	Finish	Hand	Door Height**
7300 Series Multi-Point Lock	7318	LN	L		26D	RHR	120"
FM7300 Series Multi-Point Lock	FM7324	LE1	MD	188	32D	LH	96"
BL7300 Series Multi-Point Lock	3-BL7339	CO	A		10BE	LHR	7'

\* Multiple options can be selected.

\*\* Door height can be specified to 1/8" increments.

**Note:** This product is part of a complete tornado assembly and must be used with a Ceco Door or Curries door. Concealed vertical rods, top & bottom latches, and the lockbody cassette will be factory installed. All other hardware components are shipped directly to the customer and must be installed by a factory trained installer.

## DOOR HANDING



Door hand is determined by door swing when viewed from outside/secured (keyed) of door

\*Multiple options available

## 7300 SERIES FORTIFIED MULTI-POINT DEADLOCKING SYSTEM

### Three-Point Locking System

Three-Point deadbolt locks are engineered for use on inswing and outswing door applications. Concealed, fortified steel construction secures the door to the frame at top, bottom, and center latching points. All three latching points shall be activated with one single motion when the lock is closed and retracted with one single motion for egress.

1. The 7300 Series locking system is part of an integrated door, frame, and hardware assembly listed to the following standards:
  - a. ANSI-BHMA listed to A156.37 Grade 1 for multi-point locks:
    - i. Lever torque to retract all bolts less than 28 in.lb.
    - ii. Cycle tested to 800,000 cycles
  - b. NFPA 80 and NFPA 101 life safety requirements
  - c. UL10B or UL10C, 3-hour fire rated openings
2. Latchbolt construction:
  - a. Center Bolt: one piece, 3/4" throw anti-friction stainless steel latch and one piece, 1" throw, hardened stainless steel deadbolt; 2-3/4" backset standard
  - b. Top and Bottom Bolt: 3/4" x 3/4" square stainless steel latchbolt with 3/4" projection
3. Locks must be able to accommodate sectional rose and lever trim to match the design style and architectural finishes as the balance of the lockset and latches specified:
  - a. 9 roses available
  - b. 54 levers available
  - c. 16 finishes available
4. Locks shall be available in both mechanical and electro-mechanical functions.
5. Independent top and bottom bolt projection shall be field adjustable :
  - a. From the center mortise pocket
  - b. While the door is hung:
    - i. Does not require taking the door down to adjust
6. Bottom strike shall be offset and reversible to accommodate alignment issues due to rough opening tolerances
7. Must be available with access control options for higher or everyday use and traceability:
  - a. IN series (IN120, 220)
  - b. SN (SN200, SN210)

**FM7300 SERIES FORTIFIED MULTI-POINT DEADLOCKING SYSTEM**
**Three-Point Locking System**

Three-point deadbolt locks are engineered for use on inswing and outswing door applications at ICC 500 (2020) and FEMA P-361 (2021) storm shelter and safe room locations. Concealed, fortified steel construction secures the door to the frame at top, bottom, and center latching points. All three latching points shall be activated with one single motion when the lock is closed and retracted with one single motion for egress.

1. The FM7300 Series locking system is part of an integrated door, frame, and hardware assembly listed to the following standards:
  - a. UL listed to FEMA P-361 (2021) for inswing and outswing pair and single doors
  - b. UL listed to ICC500 (2020) for tornado shelters for inswing and outswing pair and single doors
  - c. ANSI-BHMA listed to A156.37 Grade 1 for multi-point locks:
    - i. Lever torque to retract all bolts less than 28 in.lb.
    - ii. Cycle tested to 800,000 cycles
  - d. NFPA 80 and NFPA 101 life safety requirements
  - e. UL10B or UL10C, 3-hour fire-rated openings
2. Latchbolt construction:
  - a. Center Bolt: one piece, 3/4" throw, anti-friction stainless steel latch and one piece, 1" throw, hardened stainless steel deadbolt; 2-3/4" backset standard
  - b. Top and Bottom Bolt: 3/4" x 3/4" square stainless steel latchbolt with 3/4" projection
3. Locks must be able to accommodate sectional rose and lever trim to match the design style and architectural finishes specified in the balance of the lockset and latches:
  - a. 9 roses available
  - b. 54 levers available
  - c. 16 finishes available
4. Locks shall be available in both mechanical and electro-mechanical functions.
5. Independent top and bottom bolt projection shall be field adjustable:
  - a. From the center mortise pocket
  - b. While the door is hung:
    - i. Does not require taking the door down to adjust
6. Bottom strike shall be offset and reversible to accommodate alignment issues due to rough opening tolerances
7. Must be available with access control options for higher or everyday use and traceability:
  - a. IN Series (IN120, 220)
  - b. SN (SN200, SN210)
8. Must be available with rod-dogging indicator option:
  - a. Operated by single-point latching for non-emergency or normal use of the space
  - b. Holds rods in retracted state
  - c. Day-to-day operations with mortise lock only
  - d. Indicator to show status

**BL7300 SERIES FORTIFIED MULTI-POINT DEADLOCKING SYSTEM**
**Three-Point Locking System**

Three-point deadbolt locks are engineered for use on inswing and outswing door applications. Concealed, fortified steel construction secures the door to the frame at top, bottom, and center latching points. All three latching points shall be activated with one single motion when the lock is closed and retracted with one single motion for egress.

1. The BL7300 Series locking system is part of an integrated door, frame, and hardware assembly listed to the following standards:
  - a. Blast 6.16 psi Category I / Hurricane 150 psf and 50 fps
  - b. Blast 9.74 psi Category II / Hurricane 150 psf and 50 fps
  - c. ANSI-BHMA listed to A156.37 Grade 1 for multi-point locks:
    - i. Lever torque to retract all bolts less than 28 in.lb.
    - ii. Cycle tested to 800,000 cycles
  - d. UL10B or UL10C, 3-hour fire-rated openings
2. Latchbolt construction:
  - a. Center Bolt: one piece, 3/4" throw, anti-friction stainless steel latch and one piece, 1" throw, hardened stainless steel deadbolt; 2-3/4" backset standard
  - b. Top and Bottom Bolt: 3/4" x 3/4" square stainless steel latchbolt with 3/4" projection
3. Locks must be able to accommodate sectional rose and lever trim to match the design style and architectural finishes specified in the balance of the lockset and latches:
  - a. 9 roses available
  - b. 54 levers available
  - c. 16 finishes available
4. Locks shall be available in both mechanical and electro-mechanical functions.
5. Independent top and bottom bolt projection shall be field adjustable:
  - a. From the center mortise pocket
  - b. While the door is hung:
    - i. Does not require taking the door down to adjust
6. Bottom strike shall be offset and reversible to accommodate alignment issues due to rough opening tolerances
7. Must be available with access control options for higher or everyday use and traceability:
  - a. IN Series (IN120, 220)
  - b. SN (SN200, SN210)

The ASSA ABLOY Group is the global leader in access solutions. Every day, we help billions of people experience a more open world.

ASSA ABLOY Opening Solutions leads the development within door openings and products for access solutions in homes, businesses and institutions. Our offering includes doors, frames, door and window hardware, mechanical and smart locks, access control and service.

**SARGENT**<sup>®</sup>

**ASSA ABLOY**

SARGENT Manufacturing Company  
100 Sargent Drive  
New Haven, CT 06511 USA  
800-727-5477  
[www.sargentlock.com](http://www.sargentlock.com)

Founded in the early 1800s, SARGENT<sup>®</sup> is a market leader in locksets, cylinders, door closers, exit devices, electro-mechanical products and access control systems for new construction, renovation, and replacement applications. The company's customer base includes commercial construction, institutional, and industrial markets.

Copyright © 2017-2026, SARGENT Manufacturing Company. All rights reserved. Reproduction in whole or in part without the express written permission of SARGENT Manufacturing Company is prohibited. Patent pending and/or patent [www.assaabloydss.com/patents](http://www.assaabloydss.com/patents).