

BORED AND MORTISE LOCKS

Door Solutions That Stand The Test Of Time



Today, ensuring the safety of students and staff is a top priority for every school. Striking the balance between preventing unauthorized access and allowing the free movement of students and staff has become paramount. That's where SARGENT comes in.


YOUR PARTNER IN SCHOOL SAFETY

SARGENT offers a range of door hardware solutions designed specifically for educational environments. We understand that every school has unique needs. That's why we offer a variety of options to ensure your safety strategy is tailored to your facility. Here are some safety scenarios to consider:








- ⊕ **Locked Doors:** Keep exterior doors locked throughout the day for maximum security.
- ⊕ **Controlled Access:** Maintain open interior doors for easy movement, while ensuring the ability to lock down in an emergency.
- ⊕ **Centralized Control:** Manage all door locks from a central location for increased efficiency and security.


WHEN SAFETY IS PRIORITY ONE, CHOOSE SARGENT


SARGENT is committed to providing the highest quality door hardware solutions for schools. We understand that the safety of your students and staff is your top priority. Let us help you create a secure learning environment.



All of the functions in the chart below allow **FREE** egress and the outside (hallway) lever allows access by using a key.

How do you lock the outside (hallway lever?)	SARGENT Function No. (ANSI Function No.)	Functionality*	Grade 1 Bored Lock	Grade 1 Mortise Lock	Available with Status Indicators
Lever is always locked	04 Storeroom (Bored F86, Mortise F07)	Outside lever is always locked; access to room requires key or someone from inside to open door	X	X	
Key outside; push button on inside lever	54 Corridor or Dormitory (Bored F90)	Key outside or pushbutton inside locks outside lever; rotating inside lever unlocks outside trim	X		
Key inside	16 Classroom, Security, Apartment, Exit, Privacy (Bored F88, Mortise F09)	Outside lever is locked by key from inside. Key in outside lever retracts latch but does not unlock. Note: Need key holder to lock outside lever or access room from Outside. Key inside can set outside lever to passage mode	X	X	
Turnbutton on inside lever	05 Entrance/Office (Bored F109)	Button inside locks trim. Key outside allows access to room. Note: Key outside will not unlock trim when turnbutton rotated	X		
Key outside	37 Classroom (Bored F84, Mortise F05)	Outside lever can be locked or unlocked by key; cannot lock outside lever from inside classroom	X	X	
Key, inside or outside	38 Classroom Security Intruder	38 Classroom Security Intruder	X		
	38 Classroom Security Intruder (Mortise F32)	Key inside or outside locks/unlocks trim. If locked by inside lever, key in outside retracts latch but does not unlock trim. Available with visual indicator confirming whether the door is secure or not		X	
	39 Classroom Security Deadbolt (Mortise F33)	Latch and deadbolt work in concert; key locks and unlocks latch and deadbolt from either side. When rotated, inside lever unlocks outside lever and retracts deadbolt. Note: After exiting, you must relock by key to prevent entry into the room		8200 Mortise locks only	
	40 Classroom Security Deadbolt (Mortise F34)	Same as 39 but with a deadlatch. Note: After exiting, you must relock by key to prevent entry into the room		8200 Mortise locks only	
	41 Classroom Security Deadbolt	Key on either side locks and unlocks latch and deadbolt – first rotation locks deadbolt, second rotation locks outside trim; rotating inside lever retracts both latch and deadbolt but outside lever remains locked. Note: In an emergency situation, number of rotations may be questioned		8200 Mortise locks only	

 Bored lock with status indicator trim available

 Mortise lock with status indicator trim available

*Deadlocking latch standard on all functions listed, except Classroom Security Deadbolt function (39).

Other functions are available. For complete product descriptions refer to product catalogs or consult your Door Security Solutions sales consultant.

The ASSA ABLOY Group is the global leader in access solutions. Every day we help people feel safe, secure and experience a more open world.

ASSA ABLOY Door Security Solutions Canada
160 Four Valley Drive, Vaughan, Ontario, Canada L4K 4T9
Phone: 800-461-3007
Fax: 800-461-8989
www.assaabloydss.ca

SARGENT Manufacturing Company
100 Sargent Drive, New Haven, CT 06511
Phone 800-727-5477
www.sargentlock.com