

794 Strike

For Vertical Rod Exit Devices

Installation Instructions

ACCENTRA
ASSA ABLOY

NOTES:

1. Use in combination with Exit Device Installation Instructions.
2. With door open, actuate pushpad to retract upper latch. Attach lower rod to bottom of slide and adjust bolt so that it clears the finished floor by 1/4". (See **Figures 1 & 2** for appropriate Finished Floor application)
3. Verify location of the Flush Mounted Strike Template. Prepare the strike holes (See **Figures 1 & 2**) and install the 794 Strike (For "Threshold" door ways, prepare a 1" (25) Dia. hole through the threshold for bolt clearance). Spot and prepare (2) screw anchor holes by drilling 3/8" (10) Dia. X 1" (25) deep holes & 1" (25) Dia. x 3/4" (19) deep hole. Orient in place and attach with 1/4-20 x 1/2" (13) fasteners and anchors.
* Install screw anchors: Place the anchor in the prepared hole, place punch through the threaded hole of the anchor, drive with a hammer until seated, remove punch and install by bolting 794 Strike to floor with (2) 1/4-20 x 1/2" (13) Machine Screws.
4. With door open, actuate pushpad to retract upper latch. Adjust bolt height by pulling the rod out of the guide and slide, rotate until the bolt clears the 794 Strike by 1/8".

Figure 1

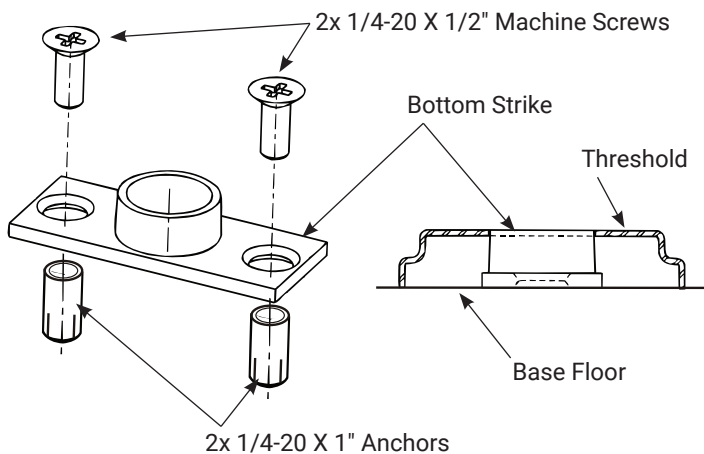
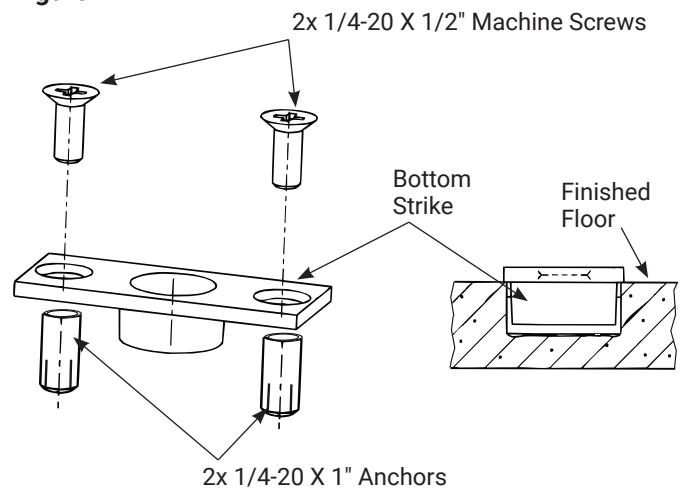


Figure 2



⚠ WARNING

This product can expose you to lead which is known to the state of California to cause cancer and birth defects or other reproductive harm. For more information go to www.P65warnings.ca.gov.

⚠ WARNING

Attention Installer: Any retrofit or other field modification to a fire rated opening can potentially impact the fire rating of the opening, and ASSA ABLOY makes no representations or warranties concerning what such impact may be in any specific situation. When retrofitting any portion of an existing fire-rated opening, or specifying and installing a new fire-rated opening, please consult with a code specialist or local code official (Authority Having Jurisdiction) to ensure compliance with all applicable codes and ratings.

80-8470-0794-000 04/24

1-855-557-5078 Ext. 2 • www.accentra-assaabloy.com

Copyright © 2004, 2013, 2024, ASSA ABLOY ACCENTRA™ Access and Egress Hardware Group, Inc. All rights reserved. Reproduction in whole or in part without the express written permission of ASSA ABLOY Access and Egress Hardware Group, Inc. is prohibited.

Experience a safer
and more open world

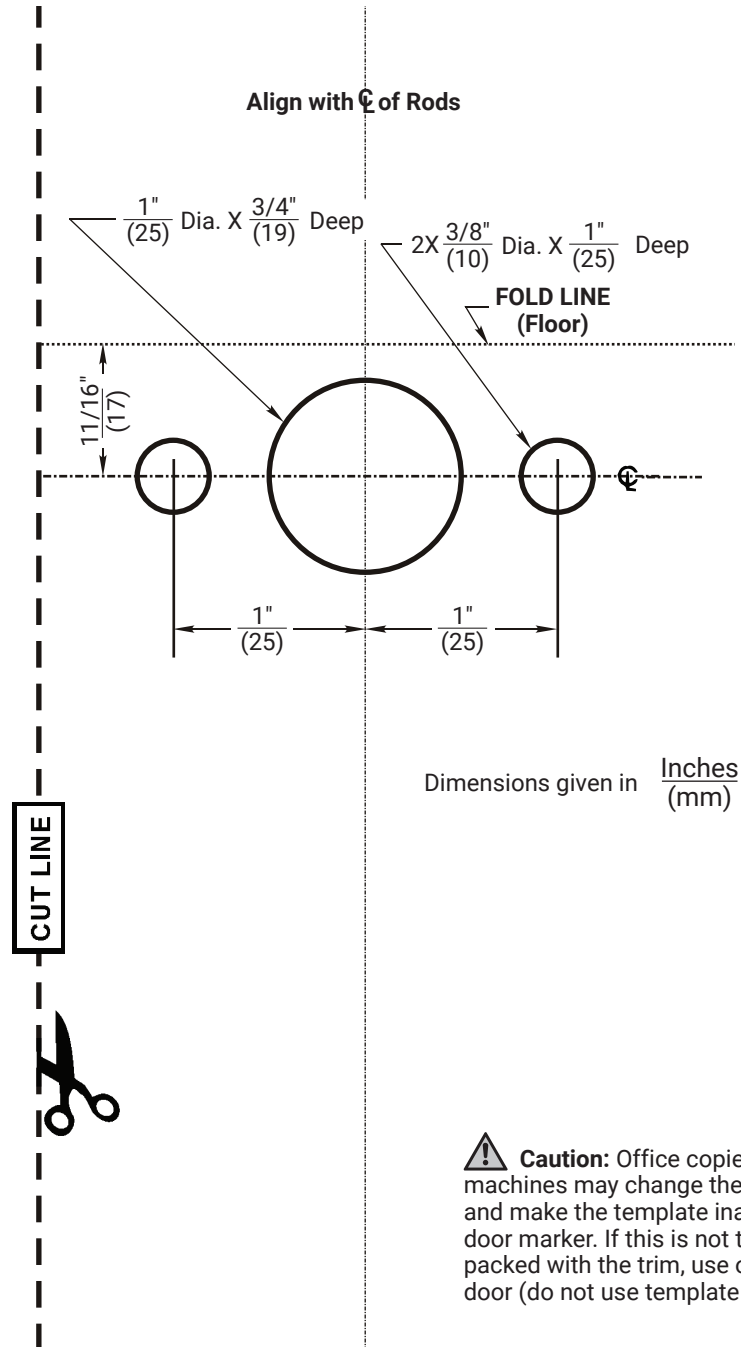
794 Strike

For Vertical Rod Exit Devices Installation Instructions

ACCENTRA

ASSA ABLOY

BOTTOM STRIKE for THRESHOLD or FLUSH MOUNT



80-8470-0794-000 04/24

1-855-557-5078 Ext. 2 • www.accentra-assaabloy.com

Copyright © 2004, 2013, 2023, 2024, ASSA ABLOY ACCENTRA™ Access and Egress Hardware Group, Inc. All rights reserved. Reproduction in whole or in part without the express written permission of ASSA ABLOY Access and Egress Hardware Group, Inc. is prohibited.

Experience a safer
and more open world

