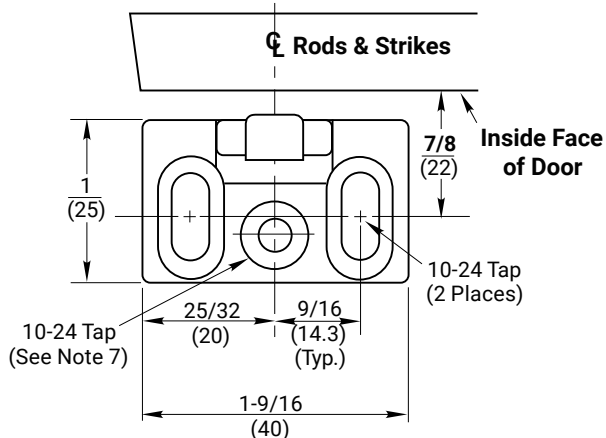
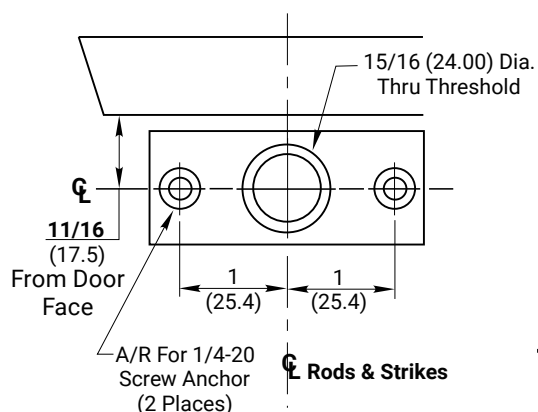


## 791 STRIKE DETAIL

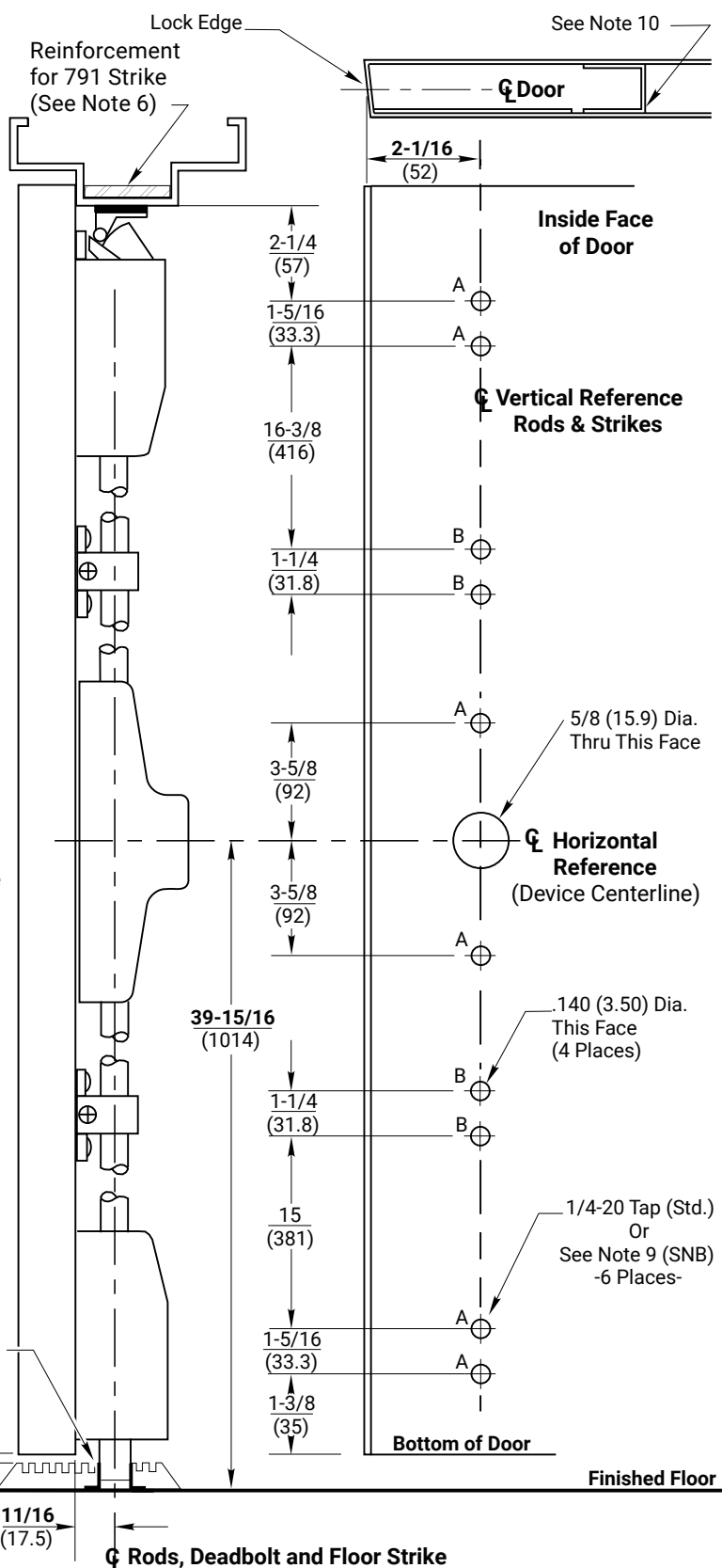


### Notes:

1. Do not scale drawing.
2. Dimensions are in inches (mm).
3. LHR door shown. Preparation is typical for both door hands.
4. Minimum door stile width: 3-1/2 (89).
5. Prepare mounting holes when installing the device.
6. Unreinforced frames require blind rivet nuts (by others) to mount the strike.
7. This hole MUST be field located using physical part as template, after installation is complete and device is fully operational.
8. For recommended door reinforcements see template 7400-0000. Unreinforced doors require SNB option to mount the device components.
9. Holes for optional SNB: 9/32 (7.00) dia., inside door face; 3/8 (9.50) dia., outside door face.
10. Provide door stiffeners, as needed to prevent door collapse due to installation with power tools, door use, or abuse.
11. Device mount to hinge stile (not shown) requires hole location and preparation during device installation.
12. For outside trim preparation see appropriate trim template.
13. For electrical devices (suffixes "-B", "-G", "-O", "-P", "-S") also see template 7477-0001.



## 794 STRIKE DETAIL



**RESPONSIBILITY**  
DOOR AND FRAME MANUFACTURERS ARE RESPONSIBLE FOR PROVIDING ADEQUATE CONSTRUCTION OR REINFORCEMENTS FOR PROPER INSTALLATION OF HARDWARE SHOWN. ALL ARCHITECTURAL BUILDERS HARDWARE MUST BE INSTALLED ON PROPERLY REINFORCED DOORS AND FRAMES, REGARDLESS OF TYPE, MATERIAL, OR METHOD OF CONSTRUCTION.

**7210M, 7215M & 7210MF**  
**Surface Vertical Rod Exit Devices**  
**for Narrow Escutcheon Trim**  
Application for Metal Door and Frame  
with 1/2" Threshold and Optional 794 Floor Strike  
1-855-557-5078 Ext. 2  
[www.accentra-assaabloy.com](http://www.accentra-assaabloy.com)

**ACCENTRA**  
**ASSA ABLOY**

Experience a safer  
and more open world

Copyright © 2001, 2024, ASSA ABLOY Access and Egress Hardware Group, Inc. All rights reserved. Reproduction in whole or in part without the express written permission of ASSA ABLOY Access and Egress Hardware Group, Inc. is prohibited.

SUPERSEDES 7473-0011 01/24 DO NOT SCALE DRAWING  
TEMPLATE NUMBER 7473-0011 SHEET 1 of 1 DATE 05/24