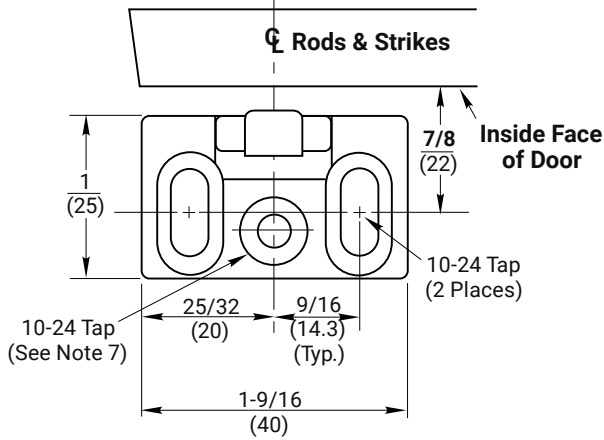
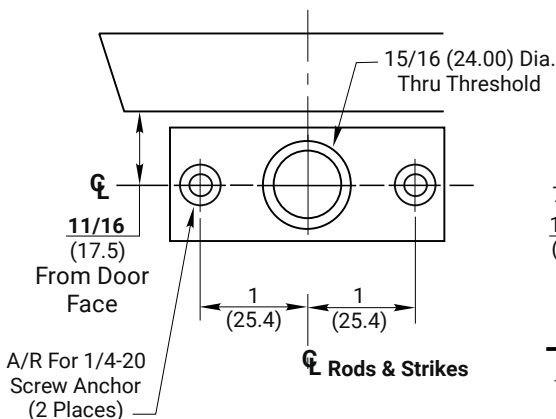


## 791 STRIKE DETAIL

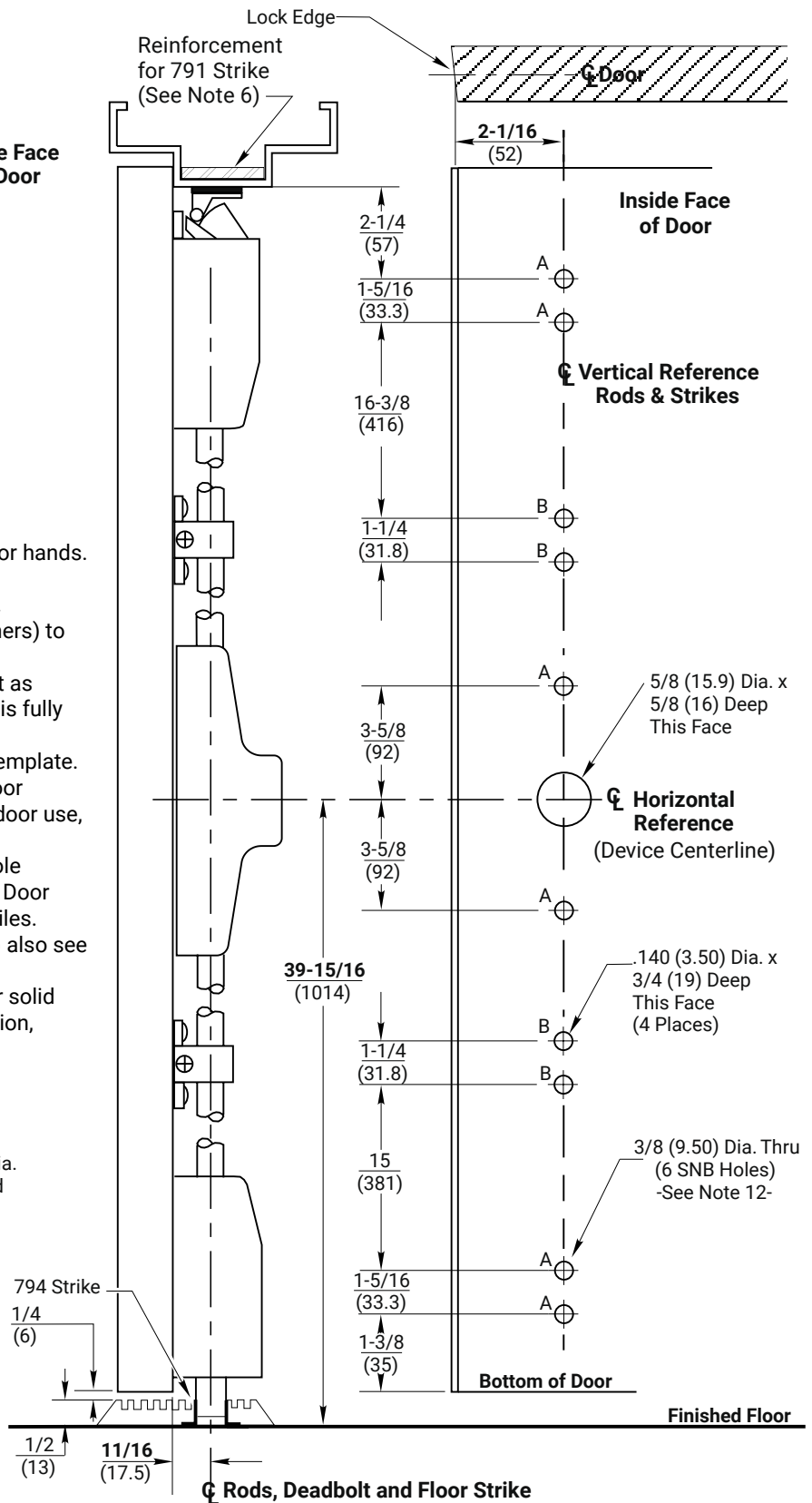


### NOTES:

1. Do not scale drawing.
2. Dimensions are in inches (mm).
3. LHR door shown. Preparation is typical for both door hands.
4. Minimum door stile width: 3-1/2 (89).
5. Prepare mounting holes when installing the device.
6. Unreinforced frames require blind rivet nuts (by others) to mount the strike.
7. This hole **MUST** be field located using physical part as template, after installation is complete and device is fully operational.
8. For outside trim preparation see appropriate trim template.
9. Provide adequate structural support to maintain door integrity after device installation with power tools, door use, or abuse.
10. Device mount to hinge stile (not shown) requires hole location and preparation during device installation. Door structural requirements are similar for both door stiles.
11. For electrical devices (suffixes "-B", "-G", "-O", "-P", "-S") also see template 7477-0001.
12. Wood screws #14 x 1-1/2" (by others) permitted for solid core wood doors if pilot holes are used for installation, when door label allows its use.



## 794 STRIKE DETAIL



### RESPONSIBILITY

DOOR AND FRAME MANUFACTURERS ARE RESPONSIBLE FOR PROVIDING ADEQUATE CONSTRUCTION OR REINFORCEMENTS FOR PROPER INSTALLATION OF HARDWARE SHOWN. ALL ARCHITECTURAL BUILDERS HARDWARE MUST BE INSTALLED ON PROPERLY REINFORCED DOORS AND FRAMES, REGARDLESS OF TYPE, MATERIAL, OR METHOD OF CONSTRUCTION.

## 7210M, 7215M & 7210MF Surface Vertical Rod Exit Devices for Narrow Escutcheon Trim

Application for Wood or Composite Door, H.M. Frame with 1/2" Threshold, Optional 794 Floor Strike & SNB

1-855-557-5078 Ext. 2

www.accentra-assaabloy.com

**ACCENTRA**  
**ASSA ABLOY**

Experience a safer  
and more open world

Copyright © 2001, 2023, 2024, ASSA ABLOY ACCENTRA™ Access and Egress Hardware Group, Inc. All rights reserved. Reproduction in whole or in part without the express written permission of ASSA ABLOY Access and Egress Hardware Group, Inc. is prohibited.

SUPERSEDES	03/01	DO NOT SCALE DRAWING
TEMPLATE NUMBER	7473-1011	SHEET 1 of 1
		DATE 04/24