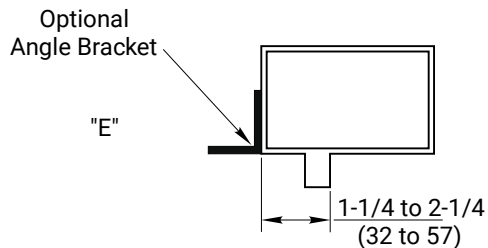
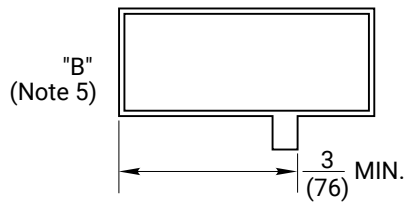
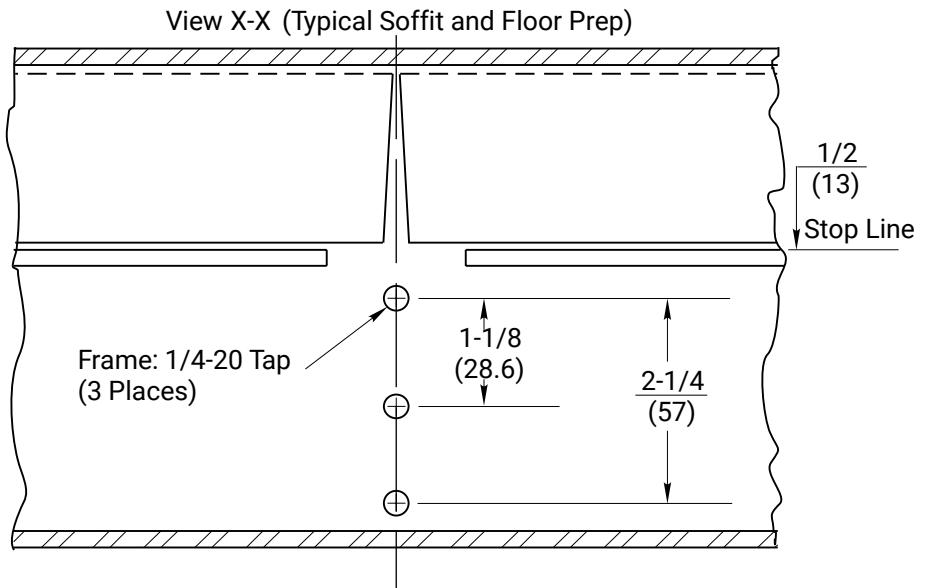


Notes:

1. Do not scale drawing.  
Dimensions are in inches(mm).
2. M300 Mullion is made from 1-1/4 x 3 (31.8 x 76.2) aluminum extrusion.
3. Mullion has built-in strike for 7200 exit devices. Locate device from mullion face as shown on template 7472-0300, at installation.
4. Prepare mounting holes when installing the mullion.
5. Doors and frames should provide solid engagement to not less than (3) full screw threads.



**RESPONSIBILITY**  
DOOR AND FRAME MANUFACTURERS ARE RESPONSIBLE FOR PROVIDING ADEQUATE CONSTRUCTION OR REINFORCEMENTS FOR PROPER INSTALLATION OF HARDWARE SHOWN. ALL ARCHITECTURAL BUILDERS HARDWARE MUST BE INSTALLED ON PROPERLY REINFORCED DOORS AND FRAMES, REGARDLESS OF TYPE, MATERIAL, OR METHOD OF CONSTRUCTION.

## M300 Mullion Frame Preparation

1-855-557-5078 Ext. 2  
[www.accentra-assaabloy.com](http://www.accentra-assaabloy.com)

**ACCENTRA**  
**ASSA ABLOY**

Experience a safer  
and more open world

Copyright ©2024, ASSA ABLOY ACCENTRA™ Access and Egress Hardware Group, Inc. All rights reserved. Reproduction in whole or in part without the express written permission of ASSA ABLOY Access and Egress Hardware Group, Inc. is prohibited.

SUPERSEDES 7400-0300 02/24	DO NOT SCALE DRAWING	
TEMPLATE NUMBER 7400-0300	SHEET 1 of 1	DATE 04/24