

# Upgrades Solutions

## Mortise Lock Status Indicators





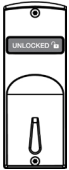

# Upgrade Kits

Upgrade kits are available for existing applications that already have 8800 Series mortise locks with sectional trim. Each kit includes a single side indicator plate with mechanism, screw pack, plastic template and instructions.

Model #	Door Thickness	Hand	Finish	Option Code
YA194	1-3/4"	RH	626	V04 xEMB

Note: When indicators are required on both sides of the door, 2 upgrade kits must be ordered, one kit for each side

Indicator option codes must be specified on upgrade/trim kit order strings.

	Model #	Used with Functions	Available Option Codes	Indicator Location
	YA190	8811-2, 8814, 8814-2, 8815, 8818-2, 8822, 8832, 8840, 8847, 8860, 8860-2, 8861, 8867	Outside Trim: V10, V20, V30, V40, V50, V60	Inside and/or Outside*
	YA191	8812-2	Inside Trim: V01, V03, V04, V06	
	YA192	8808, 8808-2, 8809		
	YA193	8802, 8820, 8827, 8862, 8864	V10, V20, V30, V40, V50, V60	Outside
	YA194	8802, 8820, 8822, 8827, 8832, 8840, 8847, 8860, 8861, 8867	V01, V03, V04, V06	Inside
	YA196	8862, 8864, 8865, 8866		
	YA198	8809		
	YA197	8866	Outside Trim: V10, V20, V30, V40, V50, V60  Inside Trim: V01, V03, V04, V06	Inside, Outside

# Escutcheon Trim

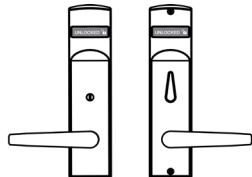
Complete trim kits are available to upgrade existing applications. Each trim kit includes levers and escutcheons with the mechanism for both sides of the door, screw pack, door marker and instructions.

## How To Order

Lever	Escutcheon	Function	Hand	Finish	Option Code
AU	VN	TP8802*	RH	626	V54

\*The function of the existing lock is required so the proper escutcheons can be provided.

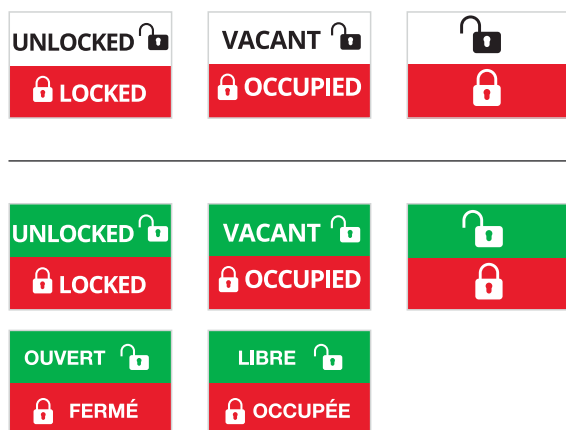
Indicator option codes must be specified on upgrade/trim kit order strings.

	Option Code	Functions
	TP	All

Note: Escutcheon applications require both sides of the door to have the unique VN1 escutcheon. Kits will be provided as a set.

## Indicator Option Codes

8800 Series indicator option codes are designed to convey wording, color and side of door desired in one simple code. To order, specify option code for complete locksets and/or upgrade/trim kits.



Single Indicator			
Option Code	Outside Wording	Inside Wording	Color
V10	Unlocked/Locked	No Indicator	Green/Red
V10F	Ouvert/Fermé	No Indicator	Green/Red
V20	Vacant/Occupied	No Indicator	Green/Red
V20F	Libre/Occupée	No Indicator	Green/Red
V30	Icons Only	No Indicator	Green/Red
V40	Unlocked/Locked	No Indicator	White/Red
V50	Vacant/Occupied	No Indicator	White/Red
V60	Icons Only	No Indicator	White/Red
V01	No Indicator	Unlocked/Locked	Green/Red
V01F	No Indicator	Ouvert/Fermé	Green/Red
V03	No Indicator	Icons Only	Green/Red
V04	No Indicator	Unlocked/Locked	White/Red
V06	No Indicator	Icons Only	White/Red

Double Indicator			
Option Code	Outside Wording	Inside Wording	Color
V11	Unlocked/Locked	Unlocked/Locked	Green/Red
V11F	Ouvert/Fermé	Ouvert/Fermé	Green/Red
V21	Vacant/Occupied	Unlocked/Locked	Green/Red
V21F	Libre/Occupée	Ouvert/Fermé	Green/Red
V33	Icons Only	Icons Only	Green/Red
V44	Unlocked/Locked	Unlocked/Locked	White/Red
V54	Vacant/Occupied	Unlocked/Locked	White/Red
V66	Icons Only	Icons Only	White/Red

## Engraving Options

Laser engraving with "LOCK" and a directional arrow is an available option for all functions and a select number of finishes.



Option Code	Description
EMA	Engraving located on outside of door
EMB	Engraving located on inside of door
EMC	Engraving located on inside and outside of door

The ASSA ABLOY Group is the global leader in access solutions. Every day, we help billions of people experience a more open world.

ASSA ABLOY Opening Solutions leads the development within door openings and products for access solutions in homes, businesses and institutions. Our offering includes doors, frames, door and window hardware, mechanical and smart locks, access control and service.

**ACCENTRA**  
**ASSA ABLOY**

The newly designed status indicator option for the ASSA ABLOY ACCENTRA™ 8800 Series mortise lock features an even more visible indicator window, made of reflective materials and able to be clearly viewed from 180°. Enjoy the ultimate in privacy assurance.

## Features

- Available in sectional or escutcheon kits
- Largest viewing window available
- Patented curved window design
- Reflective coating on indicator panel
- Available in a variety of functions; multiple color, text, graphic, & language combinations available
- Directional engraving
- ANSI/BHMA Grade 1 certified

## Benefits

- Provides a lower cost solution to upgrading security and privacy
- Provides security and safety at a glance, visible at a distance. Status indicator window is 25% larger than competition
- Ensures that the status indicator is clearly visible; Status indicator window has 180° viewing angle
- Increases the visibility of the indicator in low light conditions
- Suitable for multiple applications
- Provides guidance on which way to turn the thumb turn or key to lock/unlock the door
- Exceeds strength and durability standards for high use and abuse applications

## Typical Applications

- Classroom doors
- Privacy rooms
- Nursing/new mother rooms
- Patient rooms
- Restrooms
- Meeting rooms



ASSA ABLOY ACCENTRA™ • 225 Episcopal Road, Berlin, CT 06037-4004 • Tel: 1-800-438-1951 • Fax: 1-800-338-0965 • [www.accentra-assaabloy.com](http://www.accentra-assaabloy.com)

Copyright © 2016-2024, ASSA ABLOY Access and Egress Hardware Group, Inc. All rights reserved. Reproduction in whole or in part without the express written permission of ASSA ABLOY Access and EgressHardware Group, Inc. is prohibited. Patent pending and/or patent [www.assaabloydss.com/patents](http://www.assaabloydss.com/patents).