

Designed with both security and convenience in mind, the ASSA Large Format Interchangeable core cylinder is perfect for apartment buildings, dormitories, classrooms, and other applications requiring instant rekeying capabilities. This cylinder is adaptable to a variety of large format interchangeable core applications and can be integrated into master keyed systems that use both standard and interchangeable core cylinders. Available in standard ASSA format, large format Schlage, Yale 6 pin, Sargent 6 pin, and Corbin-Russwin 6 pin formats. Only ASSA format High Security Interchangeable core cylinders are listed under U.L. 437.



Benefits:

- Easily rekeyed openings in the field
- Can be used in master key system with standard locks
- Available in multiple manufacturers' formats
- Drill resistant cylinder housing and plug
- Case-hardened steel inserts and stainless steel pins
- Two independent locking mechanisms to ensure security and optimum pick resistance
- Inactive "false" gates in side pins designed to increase pick resistance
- Counter mill in each chamber position to further enhance pick resistance

Technical Information:

- Available for 1-1/4" and 1-3/4" mortise and rim cylinders
- Build-up pins in first four positions operate control feature
- Cylinder housing and interchangeable core are made of high quality brass
- Stainless steel top pins
- Bottom pins and master pins are nickel silver

Warranty:

- ASSA warrants its cylinders against defective workmanship or wear resulting from defects for one year

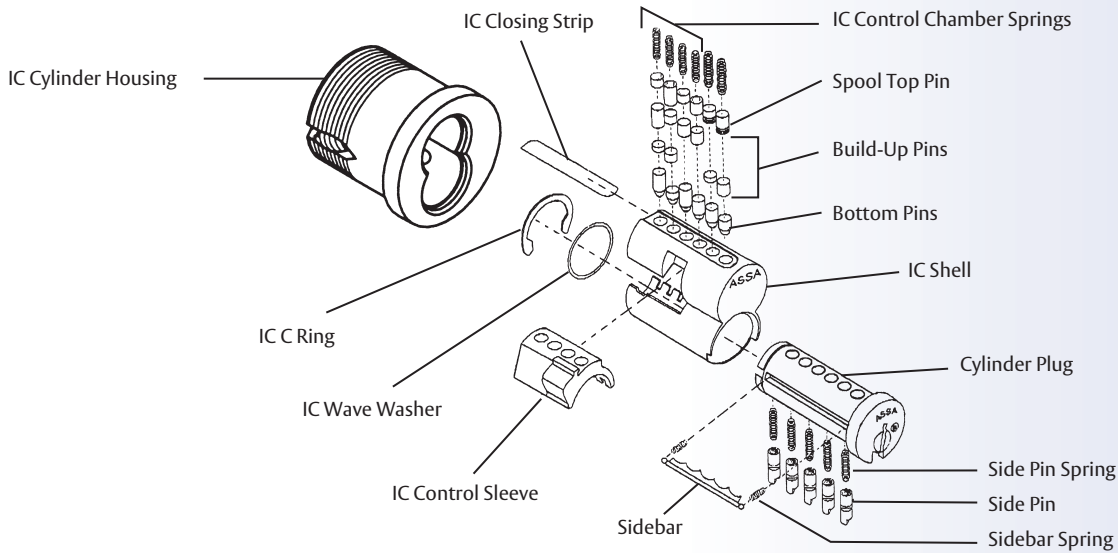
Certification:

- Only ASSA format High Security Interchangeable core cylinders are listed under U.L. 437

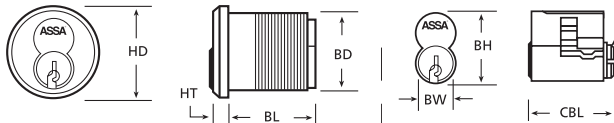
Finishes IC Mortise Cylinder Housings Only:

BHMA Symbol	U.S. Symbol	Description
625	US 26	Bright Chrome
626	US 26D	Satin Chrome
605	US 3	Bright Brass
606	US 4	Satin Brass
612	US 10	Satin Bronze
624	US 10B	Dark Oxidized Bronze

Note: Plug and IC Shells available in 626 and 606 finishes only.



Mortise and Rim IC Cylinders



Mortise Cylinder Key:

HD – Head Diameter
 HT – Head Thickness
 BL – Body Length (Includes Cam)
 BD – Body Diameter
 BH – Body Height
 BW – Body Width
 CBL – IC Core Body Length
 R – Retainer

Model#	Cam or Tailpiece Notes (Specify)	Description	HD	HT	BL	BD	BH	BW	CBL	R	Comp	Sub	SNS
Maximum+ Mortise and Rim IC Cylinders													
9852IC	Cam	1-1/4" IC Mortise Cylinder	1.366"	0.175"	1.25"	1.157"	1.055"	0.655"	1.247"	0.036"			
9852IC	H, V or L	1-1/4" IC Rim Cylinder											
7951IC	Cam	1-1/4" Corbin Jumbo IC Mortise Cyl	1.643"										
7951IC	H, V or L	1-1/4" Corbin Jumbo IC Rim Cyl											
Interchangeable Cores Only													
98600IC	•	ASSA IC 6 Pin Core Only	N/A	N/A	N/A	N/A	1.055"	0.655"	1.247"	0.036"			
99060IC	†	Sargent Style IC 6 Pin Core Only					N/A	N/A	1.247"				
91060IC		Schlage Style IC 6 Pin Core Only					1.045"	0.628"	1.450"				
98060IC		Yale Style IC 6 Pin Core Only					1.045"	0.671"	1.415"				
95060IC	▲	Corbin Russwin Style IC 6 Pin Core Only					N/A	N/A	N/A		N/A		
Maximum+ Restricted Mortise and Rim IC Cylinders													
R2852IC	Cam	1-1/4" IC Mortise Cylinder	1.366"	0.175"	1.25"	1.157"	1.055"	0.655"	1.247"	0.036"			—
R2852IC	H, V or L	1-1/4" IC Rim Cylinder											—
Interchangeable Cores Only													
R28600IC		ASSA IC 6 Pin Core Only	N/A	N/A	N/A	N/A	1.055"	0.655"	1.247"	0.036"			—
R28060IC		Yale Style IC 6 Pin Core Only					1.045"	0.671"	1.415"				
R21060IC		Schlage Style IC 6 Pin Core Only					1.045"	0.628"	1.450"				

New Product

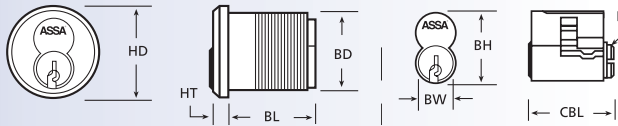
ASSA SFIC	Comp	Sub	SNS
R28600SFIC-XXX-0B7-ASSA SFIC (6 Pin Only)		—	
R28601SFIC-XXX-0B7-ASSA SFIC (6 Pin Only) – Less ASSA Logo		—	

Notes: For temporary cores refer to Red Core on page 5.

† This cylinder requires part # SGRCTOOL for mortise and rim cylinders. See Page 85.

▲ This cylinder requires part # CRRCTOOL for mortise and rim cylinders. See Page 85.

• Available in Raised Plug Face, upcharge will apply.



Mortise Cylinder Key:

- HD – Head Diameter
- HT – Head Thickness
- BL – Body Length (Includes Cam)
- BD – Body Diameter
- BH – Body Height
- BW – Body Width
- CBL – IC Core Body Length
- R – Retainer

Model#	Cam or Tailpiece (Specify)	Notes	Description	HD	HT	BL	BD	BH	BW	CBL	R	Comp	Sub	SNS
Twin Maximum Mortise and Rim IC Cylinders														
8852IC	Cam	CLIQ™	1-1/4" IC Mortise Cylinder	1.366"										
8852IC	H, V or L	CLIQ™	1-1/4" IC Rim Cylinder		0.175"	1.25"	1.157"	1.055"	0.655"	1.247"	0.036"			
7851IC	Cam	CLIQ™	1-1/4" Corbin Jumbo IC Mortise Cyl	1.643"										
7851IC	H, V or L	CLIQ™	1-1/4" Corbin Jumbo IC Rim Cyl											
Interchangeable Cores Only														
88600IC		CLIQ™	ASSA IC 6 Pin Core Only					1.055"	0.655"	1.247"				
89060IC		† CLIQ™	Sargent Style IC 6 Pin Core Only					N/A	N/A	1.247"	0.036"			
81060IC		CLIQ™	Schlage Style IC 6 Pin Core Only	N/A	N/A	N/A	N/A	1.045"	0.628"	1.450"				
88060IC		CLIQ™	Yale Style IC 6 Pin Core Only					1.045"	0.671"	1.415"				
85060IC		▲	Corbin Russwin Style IC 6 Pin Core Only					N/A	N/A	N/A	N/A			
Twin Exclusive Mortise and Rim IC Cylinders														
E6552IC	Cam		1-1/4" IC Mortise Cylinder	1.366"	0.175"	1.25"	1.157"	1.055"	0.655"	1.247"	0.036"			
E6552IC	H, V or L		1-1/4" IC Rim Cylinder											
E7551IC	Cam		1-1/4" Corbin Jumbo IC Mortise Cyl											
E7551IC	H, V or L		1-1/4" Corbin Jumbo IC Rim Cyl											
Interchangeable Cores Only														
E70600IC			ASSA IC 6 Pin Core Only					1.055"	0.655"	1.247"				
E90600IC		†	Sargent Style IC 6 Pin Core Only					N/A	N/A	1.247"	0.036"			
E10600IC			Schlage Style IC 6 Pin Core Only	N/A	N/A	N/A	N/A	1.045"	0.628"	1.450"				
E80600IC			Yale Style IC 6 Pin Core Only					1.045"	0.671"	1.415"				

Notes: For temporary cores refer to Red Core on page 5.

† This cylinder requires part # SGTRCTOOL for mortise cylinders. See Page 85.

▲ This cylinder part # CRRCTOOL for mortise cylinders. See Page 85.

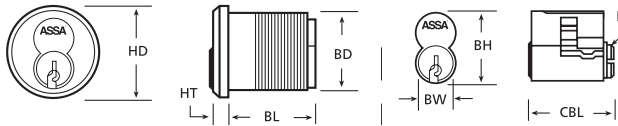
CLIQ™ – Twin Maximum available with either CLIQ™ Remote or CLIQ™ Technology.
Example: 8852IC-1 x CLIQ x 626 x Sidebar x Comp.

How To Order ASSA Mortise and Rim IC Cylinders:

Example: Model # 9852IC- Cam # 1 (Cams 1-6 no extra charge) Finish 626 Security Form Sub Keyway 0A7-200
(Cams 7-15 add \$5.00 to price of cylinder)

Contact Customer Service Department for Keyway Numbers.

- Table of Contents
- General Info.
- Electronic Access Control
- Keys & Keying
- Mortise Cyls.
- Rim Cyls.
- Mogul Cyls.
- IC Core Cyls.
- KIK/KIL Cyls.
- Deadbolts
- Auxiliary Locks
- Padlocks
- Profile Cyls.
- Pin Kits Tools & Accessories
- Care & Maint.
- Technical Specs.



Mortise Cylinder Key:

- HD – Head Diameter
- HT – Head Thickness
- BL – Body Length (Includes Cam)
- BD – Body Diameter
- BH – Body Height
- BW – Body Width
- CBL – IC Core Body Length
- R – Retainer

Model#	Cam or Tailpiece (Specify)	Notes	Description	HD	HT	BL	BD	BH	BW	CBL	R	Comp	Sub	SNS
Twin 6000 Classic Mortise and Rim IC Cylinders														
6552IC	Cam		1-1/4" IC Mortise Cylinder	1.366"	0.175"	1.25"	1.157"	1.055"	0.655"	1.247"	0.036"			
6552IC	H, V or L		1-1/4" IC Rim Cylinder											
7551IC	Cam		1-1/4" Corbin Jumbo IC Mortise Cyl											
7551IC	H, V or L		1-1/4" Corbin Jumbo IC Rim Cyl											
Interchangeable Cores Only														
70600IC		•	ASSA IC 6 Pin Core Only	N/A	N/A	N/A	N/A	1.055"	0.655"	1.247"	0.036"			
80600IC			Yale Style IC 6 Pin Core Only					1.045"	0.671"	1.415"				
Twin V-10 Mortise and Rim IC Cylinders														
V6552IC	Cam		1-1/4" IC Mortise Cylinder	1.366"	0.175"	1.25"	1.157"	1.055"	0.655"	1.247"	0.036"			
V6552IC	H, V or L		1-1/4" IC Rim Cylinder											
V7551IC	Cam		1-1/4" Corbin Jumbo IC Mortise Cyl											
V7551IC	H, V or L		1-1/4" Corbin Jumbo IC Rim Cyl											
Interchangeable Cores Only														
V70600IC			ASSA IC 6 Pin Core Only	N/A	N/A	N/A	N/A	1.055"	0.655"	1.247"	0.036"			
V90600IC		†	Sargent Style IC 6 Pin Core Only					N/A	N/A	1.247"				
V10600IC			Schlage Style IC 6 Pin Core Only					1.045"	0.628"	1.450"				
V80600IC			Yale Style IC 6 Pin Core Only					1.045"	0.671"	1.415"				
Twin Pro Mortise and Rim IC Cylinders														
6152IC	Cam		1-1/4" IC Mortise Cylinder	1.366"	0.175"	1.25"	1.157"	1.055"	0.655"	1.247"	0.036"			
6152IC	H, V or L		1-1/4" IC Rim Cylinder											
7152IC	Cam		1-1/4" Corbin Jumbo IC Mortise Cyl											
7152IC	H, V or L		1-1/4" Corbin Jumbo IC Rim Cyl											
Interchangeable Cores Only														
61600IC			ASSA IC 6 Pin Core Only	N/A	N/A	N/A	N/A	1.055"	0.655"	1.247"	0.036"			
69060IC		†	Sargent Style IC 6 Pin Core Only					N/A	N/A	N/A		N/A		
61060IC			Schlage Style IC 6 Pin Core Only					1.055"	0.655"	1.247"		0.036"		
68060IC			Yale Style IC 6 Pin Core Only											
1-1/4" Temporary Interchangeable Red Core Mortise/Rim Cylinder														
6552ICR	Cam	*	1-1/4" IC Mortise Cylinder	1.366"	0.175"	1.25"	1.157"						—	—
6552ICR	H, V or L	*	1-1/4" IC Rim Cylinder	1.366"	0.175"	1.25"	1.157"	—	—	—	—		—	—
70600ICR			Temp. Const. Core (Red Core)	1.055"	0.655"	1.247"	0.036"						—	—
Interchangeable Core Housings														
Price														
60601	Cam	*	IC Housing	1.366"	0.175"	1.25"	1.157"							
60601	H, V or L	*	IC Housing	1.366"	0.175"	1.25"	1.157"							
60606	Cam	*	1-3/4" IC Housing	1.366"	0.175"	1.75"	1.157"	—	—	—	—			
80601		*	1-1/2" Mogul IC Housing	2.245"	0.120"	1.590"	2.0"							

For temporary cores refer to Red Core on page 5.

† This cylinder requires Sargent tailpiece kit part # 867454 for cylindrical locks or part # SGRCTOOL for mortise cylinders. See Pages 84 & 85.

* – Indicates Finished Components.

• Available in Raised Plug Face, upcharge will apply.

How To Order ASSA Mortise and Rim IC Cylinders:

Example: **Model #** **Cam #** **Finish** **Security Form** **Keyway**
 9852IC-1 (Cams 1-6 no extra charge)626..... Sub0A7-200
 (Cams 7-15 add \$5.00 to price of cylinder)

Contact Customer Service Department for Keyway Numbers.