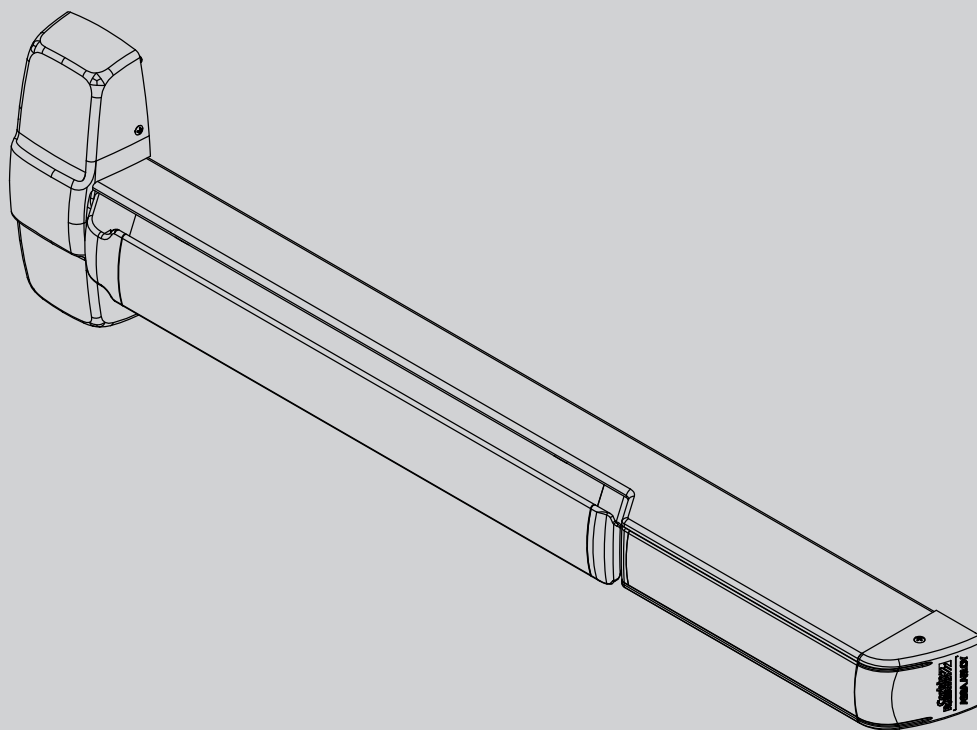


PED4000 / PED5000 Series

Exit Device Parts Manual



Experience a safer
and more open world

 **WARNING**

This product can expose you to lead which is known to the state of California to cause cancer and birth defects or other reproductive harm. For more information go to www.P65warnings.ca.gov.

The warranty on Corbin Russwin® products becomes void if the product is modified in any way, regardless of whether the modification causes or contributes to any alleged defect. If a Corbin Russwin product is modified it may no longer meet industry certification and quality control standards applicable to the original product and is no longer a genuine Corbin Russwin product.

Copyright © 2023, 2025, ASSA ABLOY Access and Egress Hardware Group. All rights reserved. Reproduction in whole or in part without the express written permission of ASSA ABLOY Access and Egress Hardware Group, Inc is prohibited. Patent pending and/or patent www.assaabloydss.com/patents.

Chassis Assemblies	4-107
PED4200.....	4
PED4600.....	8
PED4800.....	9
PED5200.....	16
PED5400.....	68
PED5600.....	92
PED5800.....	94
Mortise Lock Body	112
Rail Assemblies	113-130
Lever Trim Control.....	131-157
800PT / 900PT Series Lever Trim Control.....	131
9M10PT/8M10PT	132
9M42PT/8M42PT	133
9M45PT/8M45PT	134
9M47PT/8M47PT	135
9M49PT/8M49PT	136
9M50PT/8M50PT	137
9M55PT/8M55PT	138
9M59PT/8M59PT	139
9CV40PT/8CV40PT	140
9CV45PT/8CV45PT	141
9CV50PT/8CV50PT	142
9CV49PT/8CV49PT	143
9CV10PT/8CV10PT	144
9CV55PT/8CV55PT	145
9CV59PT/8CV59PT	146
949PT/849PT	147
945PT/845PT	148
910PT/810PT	149
955PT/855PT	150
959PT/859PT	151
9M610PT/8M610PT	152
9M605PT/8M605PT	153
9CV910PT/8CV910PT	154
9910PT/8910PT	155
9903PT/8903PT	156
Pull Trim	157
Auxiliary Controls	158-159

The warranty on Corbin Russwin® products becomes void if the product is modified in any way, regardless of whether the modification causes or contributes to any alleged defect. If a Corbin Russwin product is modified it may no longer meet industry certification and quality control standards applicable to the original product and is no longer a genuine Corbin Russwin product.

Copyright © 2023, 2025, ASSA ABLOY Access and Egress Hardware Group. All rights reserved. Reproduction in whole or in part without the express written permission of ASSA ABLOY Access and Egress Hardware Group, Inc is prohibited. Patent pending and/or patent www.assaabloydss.com/patents.

STD	PED4201	PED4210	PED4245
A	PED4247	PED4249	PED4250
M91	PED4255	PED4257	PED4259
A M91	PED42910	PED42930	
5CH			
A 5CH			
M91 5CH			
A M91 5CH			

Option	Assembly #	Description	Sellable
A (All functions)	877F93 *	LHRB/RHRB	Yes
A M91 (All functions)	877F95 *	LHRB/RHRB	Yes
A 5CH (All functions)	877F94 *	LHRB/RHRB	Yes
A M91 5CH (All functions)	877F96 *	LHRB/RHRB	Yes

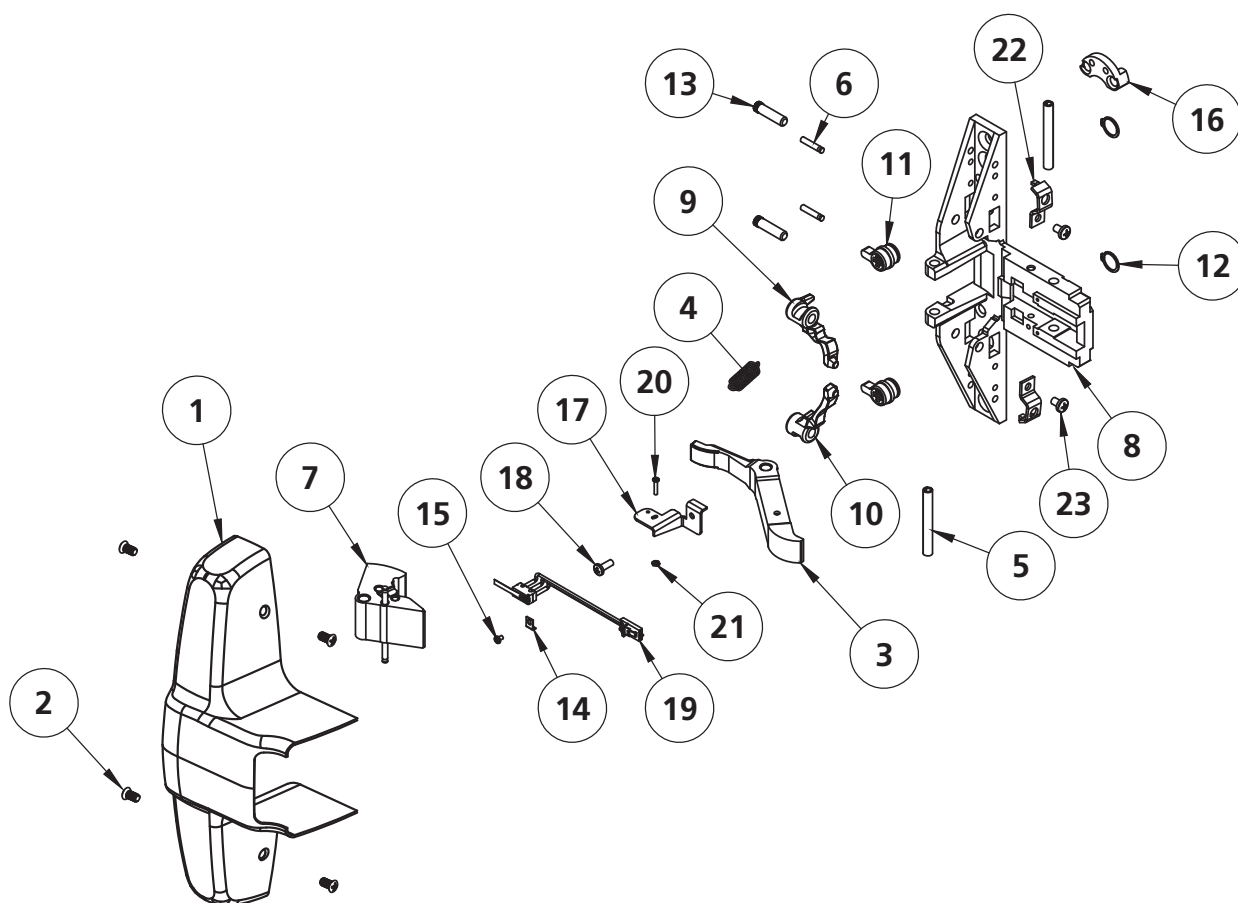
* Chassis assembly also requires cover standoff brackets (Item 22) & #8-32 x 1/4" pan head screws (Item 23) sold separately.

Item	Assembly #	Part #	Description	Qty	Sellable
1	N/A	859F76 x fin	Cover ¹	1	Yes
2		868F18 x fin	Cover Screw Pack ¹	1	Yes
3		—	Lift Arm	1	No
4		—	Latchbolt Spring	1	No
		—	Latch Bolt Spring (5CH)	1	No
5		—	Spirol Pin	2	No
6		—	Groove Pin	2	No
7		—	Latchbolt Assembly (M91)	1	No
		—	Latchbolt Assembly (Std)	1	No
8	N/A	—	Narrow Stile Rim Exit Chassis	1	No
9		—	Lift Lever (RHRB)	1	
10		—	Lift Lever (LHRB)	1	
11		—	Cylinder Hub	2	
12		—	Retaining Ring, Truarc 5100-43	2	
13		—	Lift Lever Pivot Pin	2	
14	N/A	—	Cable Clamp (M91)	1	No
15		—	Cr-Phms (#2-56 X 1/8") (M91)	1	No
16		871F290	Cylinder Retainer Pack (47 & 57 Functions Only)	1	Yes
17		—	Switch Bracket (M91)	1	No
18		—	#6-32 X 3/8" Length Ph Pn Hd Machine Screw (M91)	1	No
19		—	Switch Assembly (M91)	1	No
20		—	Machine Screw (#1-72 X 11/32" Ph Fl Hd) (M91)	1	No
21		—	Hex Machine Screw Nut (M91)	1	No
22		863F428	Cover Standoff Bracket	2	Yes
23		888F71	#8-32 x 1/4" Pan Head Screw	2	Yes
Not Shown		878F01	Screw Pack	1	Yes
		657	Strike Pack	1	Yes

¹Indicates finish required
Continued on next page

The warranty on Corbin Russwin® products becomes void if the product is modified in any way, regardless of whether the modification causes or contributes to any alleged defect. If a Corbin Russwin product is modified it may no longer meet industry certification and quality control standards applicable to the original product and is no longer a genuine Corbin Russwin product.
Copyright © 2023, 2025, ASSA ABLOY Access and Egress Hardware Group. All rights reserved. Reproduction in whole or in part without the express written permission of ASSA ABLOY Access and Egress Hardware Group, Inc is prohibited. Patent pending and/or patent www.assaabloydss.com/patents.

STD	PED4201	PED4210	PED4245
A	PED4247	PED4249	PED4250
M91	PED4255	PED4257	PED4259
A M91	PED42910	PED42930	
5CH			
A 5CH			
M91 5CH			
A M91 5CH			



The warranty on Corbin Russwin® products becomes void if the product is modified in any way, regardless of whether the modification causes or contributes to any alleged defect. If a Corbin Russwin product is modified it may no longer meet industry certification and quality control standards applicable to the original product and is no longer a genuine Corbin Russwin product.

Copyright © 2023, 2025, ASSA ABLOY Access and Egress Hardware Group. All rights reserved. Reproduction in whole or in part without the express written permission of ASSA ABLOY Access and Egress Hardware Group, Inc is prohibited. Patent pending and/or patent www.assaabloydss.com/patents.

GL	PED4201	PED4210	PED4245
A GL	PED4247	PED4249	PED4250
D	PED4255	PED4257	PED4259
A D	PED42910	PED42930	

Option	Assembly #	Description	Sellable
A GL (All functions)	877F98 *	LHRB/RHRB	Yes
A D (All functions)	877F97 *	LHRB/RHRB	Yes

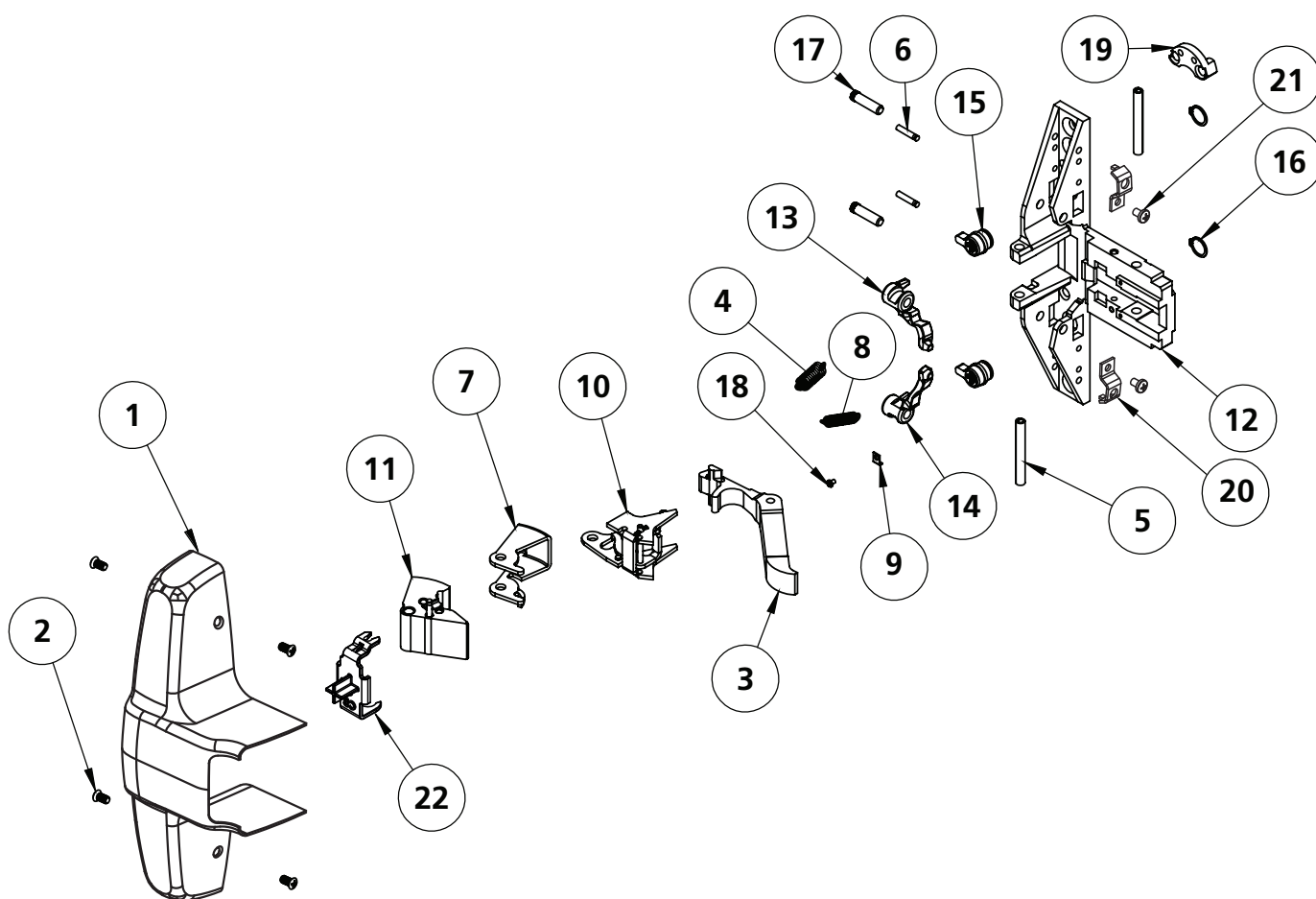
* Chassis assembly also requires cover standoff brackets (Item 20), #8-32 x 1/4" pan head screws (Item 21) & GL Standoff Clip (item 22) sold separately.

Item	Assembly #	Part #	Description	Qty	Sellable
1	N/A	863F33 x fin	Cover ¹	1	Yes
2		868F18 x fin	Screw Pack ¹	1	Yes
3		—	Lift Arm (Guarded)	1	No
		—	Lift Arm, Delayed Egress (D)(Guarded)		
4		—	Latchbolt Spring	1	No
5		—	Spirol Pin	2	No
6		—	Groove Pin	2	No
7		—	Guide	1	No
8		—	Extension Spring	1	No
9		—	Cable Clamp (D)	1	No
10		—	Guard Bracket & Switch Assembly (D)	1	No
		—	8500 Guard Bracket Assembly (GL)	1	No
11		—	Guarded Latchbolt	1	No
12	N/A	—	Narrow Stile Rim Exit Chassis	1	No
13		—	Lift Lever (RHRB)	1	
14		—	Lift Lever (LHRB)	1	
15		—	Cylinder Hub	2	
16		—	Retaining Ring	2	
17		—	Lift Lever Pivot Pin	2	
18		—	Cr-Phms (#2-56 X 1/8") (D)	1	Yes
19		871F290	Cylinder Retainer Pack (47 & 57 Functions Only)	1	Yes
20		863F428	Cover Standoff Bracket	2	Yes
21		888F71	#8-32 x 1/4" Pan Head Screw	2	Yes
22		868F26	GL Standoff Clip	1	Yes
Not Shown		878F01	Screw Pack	1	Yes
		657	Strike Pack	1	Yes

¹Indicates finish required
Continued on the next page

The warranty on Corbin Russwin® products becomes void if the product is modified in any way, regardless of whether the modification causes or contributes to any alleged defect. If a Corbin Russwin product is modified it may no longer meet industry certification and quality control standards applicable to the original product and is no longer a genuine Corbin Russwin product.
Copyright © 2023, 2025, ASSA ABLOY Access and Egress Hardware Group. All rights reserved. Reproduction in whole or in part without the express written permission of ASSA ABLOY Access and Egress Hardware Group, Inc is prohibited. Patent pending and/or patent www.assaabloydss.com/patents.

GL	PED4201	PED4210	PED4245
A GL	PED4247	PED4249	PED4250
D	PED4255	PED4257	PED4259
A D	PED42910	PED42930	



The warranty on Corbin Russwin® products becomes void if the product is modified in any way, regardless of whether the modification causes or contributes to any alleged defect. If a Corbin Russwin product is modified it may no longer meet industry certification and quality control standards applicable to the original product and is no longer a genuine Corbin Russwin product.

Copyright © 2023, 2025, ASSA ABLOY Access and Egress Hardware Group. All rights reserved. Reproduction in whole or in part without the express written permission of ASSA ABLOY Access and Egress Hardware Group, Inc is prohibited. Patent pending and/or patent www.assaabloydss.com/patents.

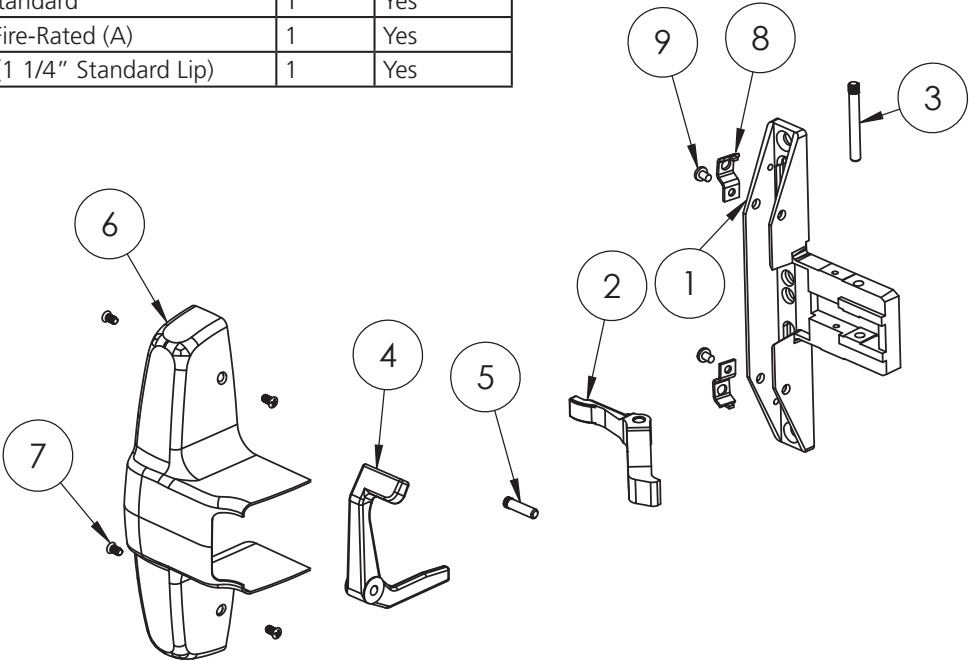
STD	PED4601	PED4601T	PED4610	PED4645
A	PED4647	PED4655	PED4655T	PED4657
D	PED46903	PED46905		
A D				

Option		Assembly #	Description	Sellable
A (All functions)	1 3/4" Door	875F15 *	LHRB	Yes
		875F16 *	RHRB	Yes
	2"-2 3/4" Door	875F17 *	LHRB	Yes
		875F18 *	RHRB	Yes
D (A) (All functions)	1 3/4" Door	875F19 *	LHRB	Yes
		875F20 *	RHRB	Yes
	2"-2 3/4" Door	875F21 *	LHRB	Yes
		875F22 *	RHRB	Yes

* Chassis assembly also requires cover standoff brackets (Item 8) & 1 (Item 9) sold separately.

Item	Part #	Description	Qty	Sellable
1	—	Chassis	1	No
2	—	Lift Arm	1	No
	—	Lift Arm, Delayed Egress (D)	1	No
3	—	Pivot Pin (Lift Arm)	1	No
4	—	Lift Lever LHRB 1 3/4" Door	1	No
	—	Lift Lever RHRB 1 3/4" Door	1	No
	—	Lift Lever LHRB 2 3/4" Door	1	No
	—	Lift Lever RHRB 2 3/4" Door	1	No
5	—	Pivot Pin (Lift Lever)	1	No
6	859F77 x fin	Cover ¹	1	Yes
7	868F18 x fin	Cover Screw Pack ¹	1	Yes
8	863F428	Cover Standoff Bracket	2	Yes
9	888F71	#8-32 x 1/4" Pan Head Screw	2	Yes
Not Shown	—	Mortise Lockbody Assembly ^{1, 2, 4}	1	Yes
	875F31	Screw Pack Standard	1	Yes
	871F34	Screw Pack, Fire-Rated (A)	1	Yes
	C908	Strike Pack3 (1 1/4" Standard Lip)	1	Yes

- ¹Specify Finish
- ²Specify AFF
- ³Specify lip length
- ⁴Specify function



The warranty on Corbin Russwin® products becomes void if the product is modified in any way, regardless of whether the modification causes or contributes to any alleged defect. If a Corbin Russwin product is modified it may no longer meet industry certification and quality control standards applicable to the original product and is no longer a genuine Corbin Russwin product.
Copyright © 2023, 2025, ASSA ABLOY Access and Egress Hardware Group. All rights reserved. Reproduction in whole or in part without the express written permission of ASSA ABLOY Access and Egress Hardware Group, Inc is prohibited. Patent pending and/or patent www.assaabloydss.com/patents.

M91 MD	PED4801	PED4810	PED4845
MD	PED4849	PED4850	PED4855
M91 MD 5CH	PED4859	PED48910	PED48930
MD 5CH			
D MD			

Option	Assembly #	Description	Sellable
M91 MD (All Functions)	875F33 *	LHRB Non-Cladded	Yes
MD (All Functions)	877F79 *	RHRB Non-Cladded	Yes
M91 MD 5CH (All Functions)	877F80 *	LHRB 1/2" Cladded	Yes
MD 5CH (All Functions)	877F81 *	RHRB 1/2" Cladded	Yes
	877F82 *	LHRB 1/4" Cladded	Yes
	877F83 *	RHRB 1/4" Cladded	Yes
D MD (All Functions)	877F84 *	LHRB Non-Cladded	Yes
	877F85 *	RHRB Non-Cladded	Yes
	877F86 *	LHRB 1/2" Cladded	Yes
	877F87 *	RHRB 1/2" Cladded	Yes
	877F88 *	LHRB 1/4" Cladded	Yes
	877F89 *	RHRB 1/4" Cladded	Yes

Item	Assembly #	Part #	Description	Qty	Sellable
1	N/A	859F77 x fin	Chassis Cover, Narrow ¹	1	Yes
2		868F18 x fin	Screw Pack (B) ¹	1	Yes
3	See chart above	—	LHRB Non-Cladded	1	No
		—	RHRB Non-Cladded		No
		—	LHRB 1/2" Cladded		No
		—	RHRB 1/2" Cladded		No
		—	LHRB 1/4" Cladded		No
		—	RHRB 1/4" Cladded		No
4		—	Lift Lever Pivot Pin	1	No
5		—	Lift Arm	1	No
		—	Lift Arm, Delayed Egress (D)		
6		—	Pivot Pin (Lift Arm)	1	No
7		—	Chassis	1	No
8	877F698	N/A	Inner Chassis Assembly	1	Yes
	877F738		M91 Inner Chassis Assembly		Yes
	877F708		5CH Inner Chassis Assembly		Yes
	877F748		M91 5CH Inner Chassis Assembly		Yes
9	Consult factory	N/A	Top Rod ^{2,3,4}	1	Yes
10			Coiled Pin	2	
11			Latch Bolt Assembly	1	
			5CH Latch Bolt Assembly	1	
12	764F558	N/A	Top Case Assembly STD	1	Yes
	876F34		Top Case Assembly 1/4" Cladded		Yes
	876F35		Top Case Assembly 1/2" Cladded		Yes
13	Consult Factory	N/A	Bottom Rod ^{2,3,4}	1	Yes
14			Bolt Sleeve	1	
15			Roll Pin	1	
16			Spring (Bottom Bolt)	1	
17			Bottom Bolt	1	
18			Bottom Bolt Sleeve Spring	2	
19			Bottom Bolt Sleeve (MD/WD)	1	
20	N/A	764F538	Bottom Plate	1	Yes
		877F90 x Fin	Screw Pack ¹	1	Yes
		652	Strike Pack	1	Yes
		863F428	Cover Standoff Bracket	2	Yes
21					
22		888F71	#8-32 x 1/4" Pan Head Screw	2	Yes

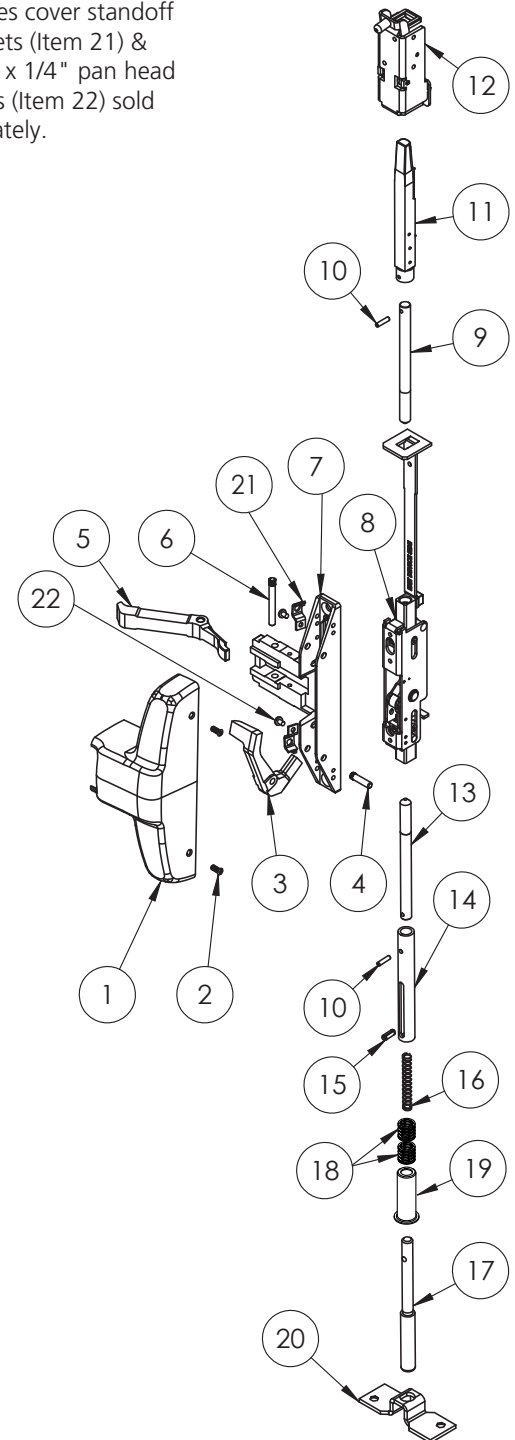
¹Specify Finish

²Specify AFF

³Specify opening height

⁴Specify Standard or 5CH option

* Chassis assembly also requires cover standoff brackets (Item 21) & #8-32 x 1/4" pan head screws (Item 22) sold separately.



The warranty on Corbin Russwin® products becomes void if the product is modified in any way, regardless of whether the modification causes or contributes to any alleged defect. If a Corbin Russwin product is modified it may no longer meet industry certification and quality control standards applicable to the original product and is no longer a genuine Corbin Russwin product.

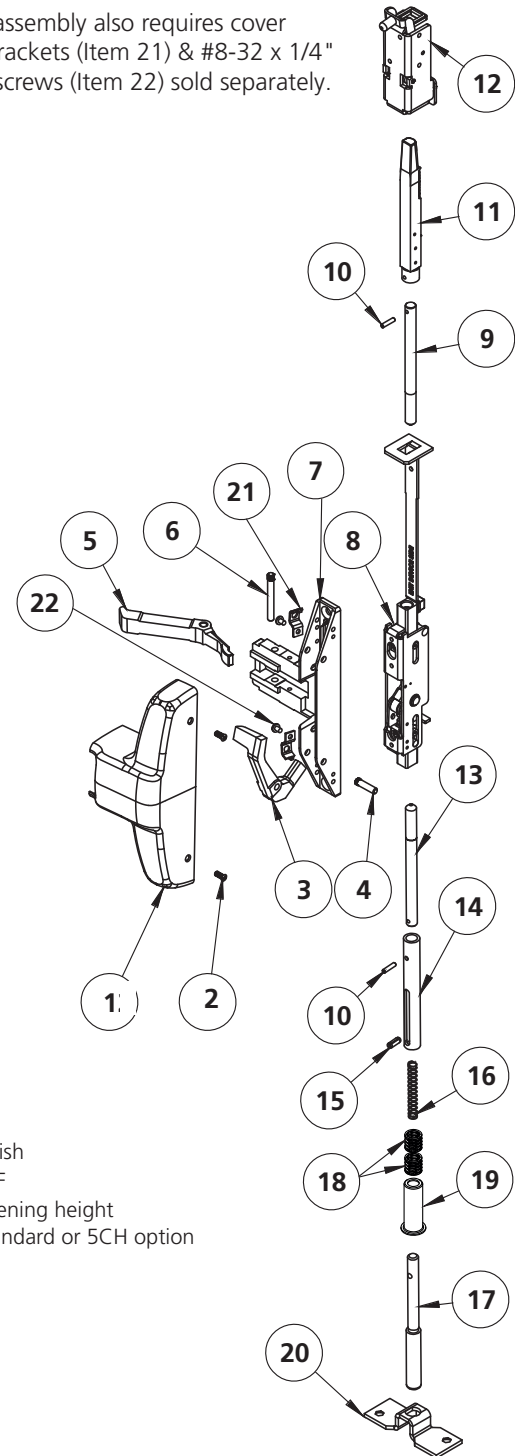
Copyright © 2023, 2025, ASSA ABLOY Access and Egress Hardware Group. All rights reserved. Reproduction in whole or in part without the express written permission of ASSA ABLOY Access and Egress Hardware Group, Inc is prohibited. Patent pending and/or patent www.assaabloydss.com/patents.

A M91 MD	PED4801	PED4810	PED4845
A MD	PED4849	PED4850	PED4855
A M91 MD 5CH	PED4859	PED48910	PED48930
A MD 5CH			
A D MD			

Option	Assembly #	Description	Sellable
A M91 MD (All Functions)	875F33 *	LHRB Non-Cladded	Yes
A MD (All Functions)	877F79 *	RHRB Non-Cladded	Yes
A M91 MD 5CH (All Functions)	877F80 *	LHRB 1/2" Cladded	Yes
A MD 5CH (All Functions)	877F81 *	RHRB 1/2" Cladded	Yes
	877F82 *	LHRB 1/4" Cladded	Yes
	877F83 *	RHRB 1/4" Cladded	Yes
A D MD (All Functions)	877F84 *	LHRB Non-Cladded	Yes
	877F85 *	RHRB Non-Cladded	Yes
	877F86 *	LHRB 1/2" Cladded	Yes
	877F87 *	RHRB 1/2" Cladded	Yes
	877F88 *	LHRB 1/4" Cladded	Yes
	877F89 *	RHRB 1/4" Cladded	Yes

Item	Assembly #	Part #	Description	Qty	Sellable
1	N/A	859F77 x fin	Chassis Cover, Narrow ¹	1	Yes
2		868F18 x fin	Screw Pack (B) ¹	1	Yes
3	See chart above	—	LHRB Non-Cladded	1	No
		—	RHRB Non-Cladded		No
		—	LHRB 1/2" Cladded		No
		—	RHRB 1/2" Cladded		No
		—	LHRB 1/4" Cladded		No
		—	RHRB 1/4" Cladded		No
4		—	Lift Lever Pivot Pin	1	No
5		—	Lift Arm	1	No
		—	Lift Arm, Delayed Egress (D)		
6		—	Pivot Pin (Lift Arm)	1	No
7		—	Chassis	1	No
8	877F718	N/A	Fire-Rated (A) Inner Chassis Assembly	1	Yes
	877F758		A M91 Inner Chassis Assembly		Yes
	877F728		A 5CH Inner Chassis Assembly		Yes
	877F768		A M91 5CH Inner Chassis Assembly		Yes
9	Consult Factory		Top Rod ^{2,3,4}	1	Yes
10			Coiled Pin	2	
11			Latch Bolt Assembly	1	
			5CH Latch Bolt Assembly	1	
12	764F558		Top Case Assembly STD	1	Yes
	876F34		Top Case Assembly 1/4" Cladded		Yes
	876F35		Top Case Assembly 1/2" Cladded		Yes
13	Consult Factory		Bottom Rod ^{2,3,4}	1	Yes
14			Bolt Sleeve	1	
15			Roll Pin	1	
16			Spring (Bottom Bolt)	1	
17			Bottom Bolt	1	
18			Bottom Bolt Sleeve Spring	2	
19			Bottom Bolt Sleeve (MD/WD)	1	
20	N/A	764F538	Bottom Plate	1	Yes
		877F90 x Fin	Screw Pack ¹	1	Yes
		650	Top Strike Pack	1	Yes
		606	Bottom Strike Pack	1	Yes
21		863F428	Cover Standoff Bracket	2	Yes
22		888F71	#8-32 x 1/4" Pan Head Screw	2	Yes

* Chassis assembly also requires cover standoff brackets (Item 21) & #8-32 x 1/4" pan head screws (Item 22) sold separately.



¹ Specify Finish

² Specify AFF

³ Specify opening height

⁴ Specify Standard or 5CH option

The warranty on Corbin Russwin® products becomes void if the product is modified in any way, regardless of whether the modification causes or contributes to any alleged defect. If a Corbin Russwin product is modified it may no longer meet industry certification and quality control standards applicable to the original product and is no longer a genuine Corbin Russwin product.

Copyright © 2023, 2025, ASSA ABLOY Access and Egress Hardware Group. All rights reserved. Reproduction in whole or in part without the express written permission of ASSA ABLOY Access and Egress Hardware Group, Inc is prohibited. Patent pending and/or patent www.assaabloydss.com/patents.

M91 M55 MD
M55 MD
M91 M55 MD 5CH
M55 MD 5CH
D M55 MD

PED4801 **PED4810** **PED4845**
PED4849 **PED4850** **PED4855**
PED4859 **PED48910** **PED48930**

Option	Assembly #	Description	Sellable
M91 M55 MD (All Functions)	875F33 *	LHRB Non-Cladded	Yes
M55 MD (All Functions)	877F79 *	RHRB Non-Cladded	Yes
M91 M55 MD 5CH(All Functions)	877F80 *	LHRB 1/2" Cladded	Yes
M55 MD 5CH (All Functions)	877F81 *	RHRB 1/2" Cladded	Yes
	877F82 *	LHRB 1/4" Cladded	Yes
	877F83 *	RHRB 1/4" Cladded	Yes
D M55 MD (All Functions)	877F84 *	LHRB Non-Cladded	Yes
	877F85 *	RHRB Non-Cladded	Yes
	877F86 *	LHRB 1/2" Cladded	Yes
	877F87 *	RHRB 1/2" Cladded	Yes
	877F88 *	LHRB 1/4" Cladded	Yes
	877F89 *	RHRB 1/4" Cladded	Yes

Item	Assembly #	Part #	Description	Qty	Sellable
1	N/A	859F77 x fin	Chassis Cover, Narrow ¹	1	Yes
2		868F18 x fin	Screw Pack (B) ¹	1	Yes
3	See chart above	—	LHRB Non-Cladded	1	No
		—	RHRB Non-Cladded		No
		—	LHRB 1/2" Cladded		No
		—	RHRB 1/2" Cladded		No
		—	LHRB 1/4" Cladded		No
		—	RHRB 1/4" Cladded		No
4		—	Lift Lever Pivot Pin	1	No
5		—	Lift Arm	1	No
		—	Lift Arm, Delayed Egress (D)		
6		—	Pivot Pin (Lift Arm)	1	No
7		—	Chassis	1	No
8	877F698	N/A	Inner Chassis Assembly	1	Yes
	877F738		M91 Inner Chassis Assembly		Yes
	877F708		5CH Inner Chassis Assembly		Yes
	877F748		M91 5CH Inner Chassis Assembly		Yes
9	Consult Factory		Top Rod ^{2,3,4}	1	Yes
10			Coiled Pin	2	
11			Latch Bolt Assembly	1	
			5CH Latch Bolt Assembly	1	
12	764F558		Top Case Assembly STD	1	Yes
	876F34		Top Case Assembly 1/4" Cladded		Yes
	876F35		Top Case Assembly 1/2" Cladded		Yes
13	N/A	863F428	Cover Standoff Bracket	2	Yes
14		888F71	#8-32 x 1/4" Pan Head Screw	2	Yes
15		877F90 x Fin	Screw Pack ¹	1	Yes
		650	Top Strike Pack	1	Yes

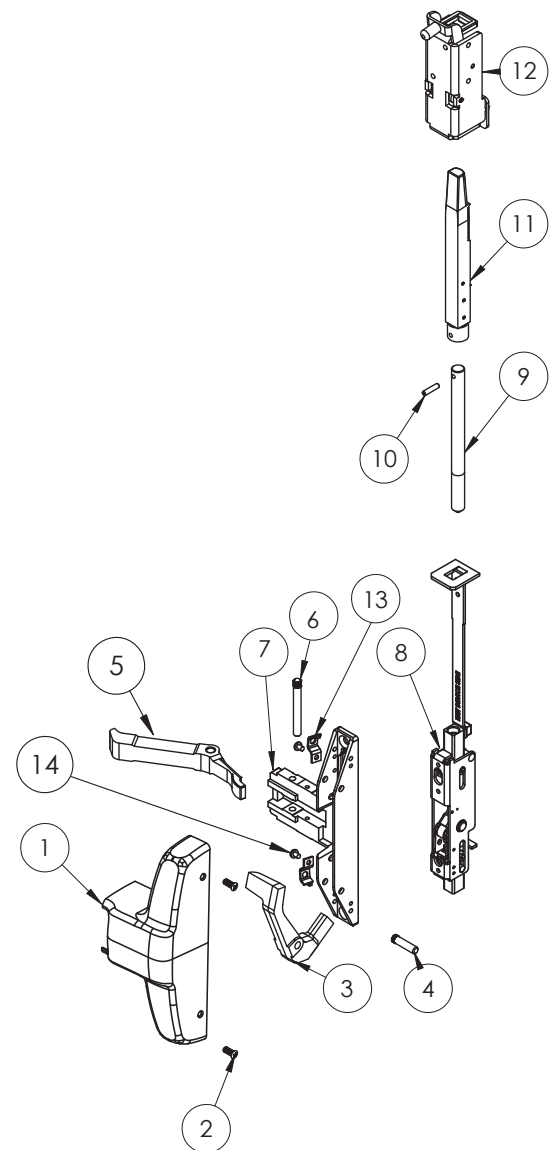
¹Specify Finish

²Specify AFF

³Specify opening height

⁴Specify Standard or 5CH option

* Chassis assembly also requires cover standoff brackets (Item 14) & #8-32 x 1/4" pan head screws (Item 15) sold separately.



The warranty on Corbin Russwin® products becomes void if the product is modified in any way, regardless of whether the modification causes or contributes to any alleged defect. If a Corbin Russwin product is modified it may no longer meet industry certification and quality control standards applicable to the original product and is no longer a genuine Corbin Russwin product.

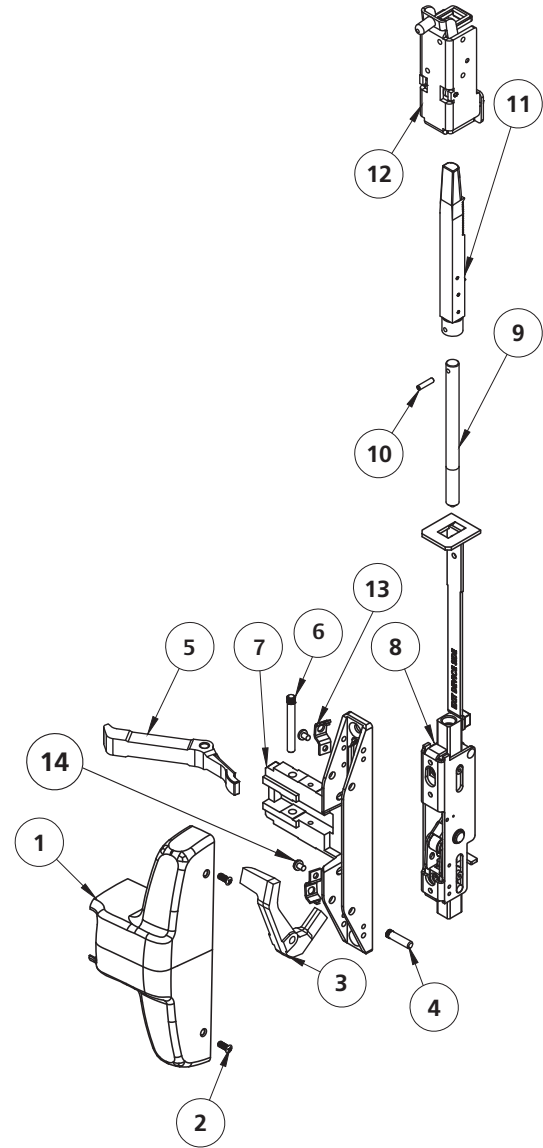
Copyright © 2023, 2025, ASSA ABLOY Access and Egress Hardware Group. All rights reserved. Reproduction in whole or in part without the express written permission of ASSA ABLOY Access and Egress Hardware Group, Inc is prohibited. Patent pending and/or patent www.assaabloydss.com/patents.

A M55 MD	PED4801	PED4810	PED4845
A M91 M55 MD	PED4849	PED4850	PED4855
A M55 MD 5CH	PED4859	PED48910	PED48930
A M91 M55 MD 5CH			
A D M55 MD			

* Chassis assembly also requires cover standoff brackets (Item 13) & #8-32 x 1/4" pan head screws (Item 14) sold separately.

Option	Assembly #	Description	Sellable
A M91 M55 MD (All Functions)	875F33 *	LHRB Non-Cladded	Yes
A M55 MD (All Functions)	877F79 *	RHRB Non-Cladded	Yes
A M91 M55 MD 5CH (All Functions)	877F80 *	LHRB 1/2" Cladded	Yes
A M55 MD 5CH (All Functions)	877F81 *	RHRB 1/2" Cladded	Yes
	877F82 *	LHRB 1/4" Cladded	Yes
	877F83 *	RHRB 1/4" Cladded	Yes
A D M55 MD (All Functions)	877F84 *	LHRB Non-Cladded	Yes
	877F85 *	RHRB Non-Cladded	Yes
	877F86 *	LHRB 1/2" Cladded	Yes
	877F87 *	RHRB 1/2" Cladded	Yes
	877F88 *	LHRB 1/4" Cladded	Yes
	877F89 *	RHRB 1/4" Cladded	Yes

Item	Assembly #	Part #	Description	Qty	Sellable
1	N/A	859F77 x fin	Chassis Cover, Narrow ¹	1	Yes
2		868F18 x fin	Screw Pack (B) ¹	1	Yes
3	See chart above	—	LHRB Non-Cladded	1	No
		—	RHRB Non-Cladded		No
		—	LHRB 1/2" Cladded		No
		—	RHRB 1/2" Cladded		No
		—	LHRB 1/4" Cladded		No
		—	RHRB 1/4" Cladded		No
4		—	Lift Lever Pivot Pin	1	No
5		—	Lift Arm	1	No
		—	Lift Arm, Delayed Egress (D)		
6		—	Pivot Pin (Lift Arm)	1	No
7		—	Chassis	1	No
8	877F718	N/A	Fire-Rated (A) Inner Chassis Assembly	1	Yes
	877F758		A M91 Inner Chassis Assembly		Yes
	877F728		A 5CH Inner Chassis Assembly		Yes
	877F768		A M91 5CH Inner Chassis Assembly		Yes
9	Consult Factory		Top Rod ^{2,3,4}	1	Yes
10			Coiled Pin	2	
11			Latch Bolt Assembly	1	
			5CH Latch Bolt Assembly	1	
12	764F558		Top Case Assembly STD	1	Yes
	876F34		Top Case Assembly 1/4" Cladded		Yes
	876F35		Top Case Assembly 1/2" Cladded		Yes
13	N/A	863F428	Cover Standoff Bracket	2	Yes
14		888F71	#8-32 x 1/4" Pan Head Screw	2	Yes
15		877F90 x Fin	Screw Pack ¹	1	Yes
		650	Top Strike Pack	1	Yes



¹Specify Finish

²Specify AFF

³Specify opening height

⁴Specify Standard or 5CH option

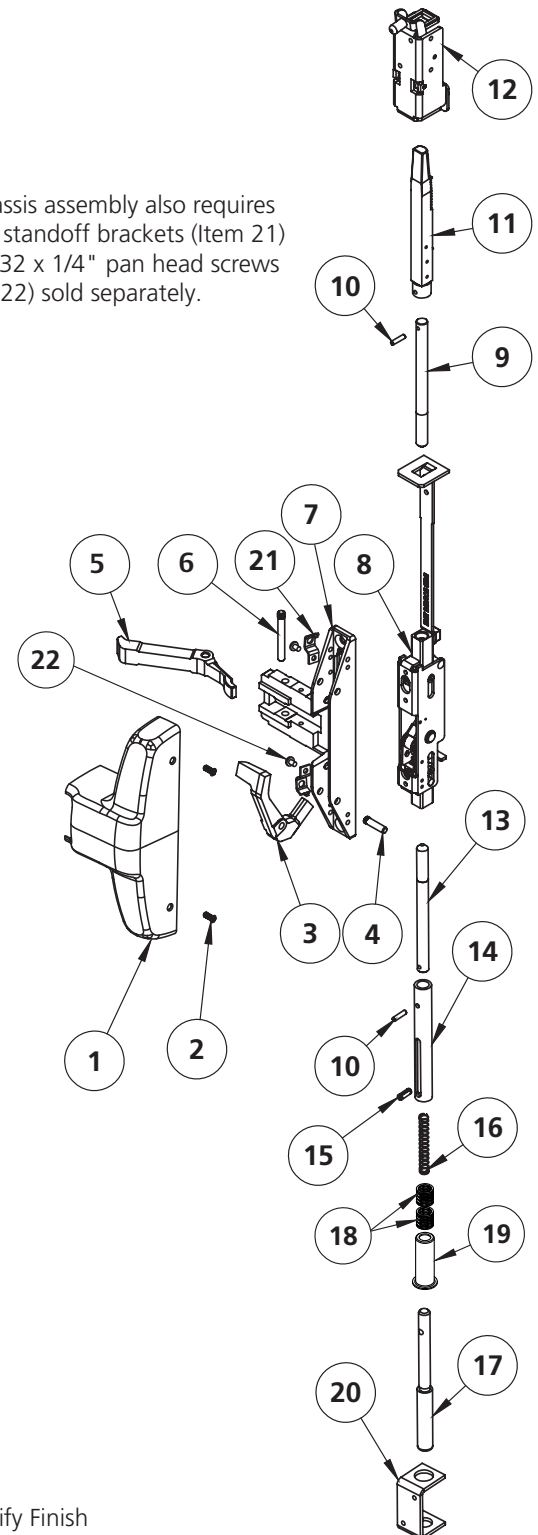
The warranty on Corbin Russwin® products becomes void if the product is modified in any way, regardless of whether the modification causes or contributes to any alleged defect. If a Corbin Russwin product is modified it may no longer meet industry certification and quality control standards applicable to the original product and is no longer a genuine Corbin Russwin product.
Copyright © 2023, 2025, ASSA ABLOY Access and Egress Hardware Group. All rights reserved. Reproduction in whole or in part without the express written permission of ASSA ABLOY Access and Egress Hardware Group, Inc is prohibited. Patent pending and/or patent www.assaabloydss.com/patents.

M91 AD	PED4801	PED4810	PED4845
AD	PED4849	PED4850	PED4855
M91 AD 5CH	PED4859	PED48910	PED48930
AD 5CH			
D AD			

Option	Assembly #	Description	Sellable
M91 AD (All Functions)	875F33 *	LHRB Non-Cladded	Yes
AD (All Functions)	877F79 *	RHRB Non-Cladded	Yes
M91 AD 5CH (All Functions)	877F80 *	LHRB 1/2" Cladded	Yes
AD 5CH (All Functions)	877F81 *	RHRB 1/2" Cladded	Yes
	877F82 *	LHRB 1/4" Cladded	Yes
	877F83 *	RHRB 1/4" Cladded	Yes
D AD (All Functions)	877F84 *	LHRB Non-Cladded	Yes
	877F85 *	RHRB Non-Cladded	Yes
	877F86 *	LHRB 1/2" Cladded	Yes
	877F87 *	RHRB 1/2" Cladded	Yes
	877F88 *	LHRB 1/4" Cladded	Yes
	877F89 *	RHRB 1/4" Cladded	Yes

Item	Assembly #	Part #	Description	Qty	Sellable
1	N/A	859F77 x fin	Chassis Cover, Narrow ¹	1	Yes
2		868F18 x fin	Screw Pack (B) ¹	1	Yes
3	See chart above	—	LHRB Non-Cladded	1	No
		—	RHRB Non-Cladded		No
		—	LHRB 1/2" Cladded		No
		—	RHRB 1/2" Cladded		No
		—	LHRB 1/4" Cladded		No
		—	RHRB 1/4" Cladded		No
4		—	Lift Lever Pivot Pin	1	No
5		—	Lift Arm	1	No
		—	Lift Arm, Delayed Egress (D)		
6		—	Pivot Pin (Lift Arm)	1	No
7		—	Chassis	1	No
8	877F698	N/A	Inner Chassis Assembly	1	Yes
	877F738		M91 Inner Chassis Assembly		Yes
	877F708		5CH Inner Chassis Assembly		Yes
	877F748		M91 5CH Inner Chassis Assembly		Yes
9	Consult Factory		Top Rod ^{2,3,4}	1	Yes
10			Coiled Pin	2	
11			Latch Bolt Assembly	1	
			5CH Latch Bolt Assembly	1	
12	764F558		Top Case Assembly STD	1	Yes
	876F34		Top Case Assembly 1/4" Cladded		Yes
	876F35		Top Case Assembly 1/2" Cladded		Yes
13	Consult Factory		Bottom Rod ^{2,3,4}	1	Yes
14			Bolt Sleeve	1	
15			Roll Pin	1	
16			Spring (Bottom Bolt)	1	
17			Bottom Bolt	1	
18			Bottom Bolt Sleeve Spring	2	
19			Bottom Bolt Sleeve (AD)	1	
20	N/A	764F528	Bottom Case	1	Yes
		877F90 x Fin	Screw Pack ¹	1	Yes
		640	Aluminum Door Strike Pack	1	Yes
21		863F428	Cover Standoff Bracket	2	Yes
22		888F71	#8-32 x 1/4" Pan Head Screw	2	Yes

* Chassis assembly also requires cover standoff brackets (Item 21) & #8-32 x 1/4" pan head screws (Item 22) sold separately.



¹Specify Finish

²Specify AFF

³Specify opening height

⁴Specify Standard or 5CH option

The warranty on Corbin Russwin® products becomes void if the product is modified in any way, regardless of whether the modification causes or contributes to any alleged defect. If a Corbin Russwin product is modified it may no longer meet industry certification and quality control standards applicable to the original product and is no longer a genuine Corbin Russwin product.

Copyright © 2023, 2025, ASSA ABLOY Access and Egress Hardware Group. All rights reserved. Reproduction in whole or in part without the express written permission of ASSA ABLOY Access and Egress Hardware Group, Inc is prohibited. Patent pending and/or patent www.assaabloydss.com/patents.

M91 M55 AD	PED4801	PED4810	PED4845
M55 AD	PED4849	PED4850	PED4855
M91 M55 AD 5CH	PED4859	PED48910	PED48930
M55 AD 5CH			
D M55 AD			

Option	Assembly #	Description	Sellable
M91 M55 AD (All Functions) M55 AD (All Functions) M91 M55 AD 5CH(All Functions) M55 AD 5CH(All Functions)	875F33 *	LHRB Non-Cladded	Yes
	877F79 *	RHRB Non-Cladded	Yes
	877F80 *	LHRB 1/2" Cladded	Yes
	877F81 *	RHRB 1/2" Cladded	Yes
	877F82 *	LHRB 1/4" Cladded	Yes
	877F83 *	RHRB 1/4" Cladded	Yes
D M55 AD (All Functions)	877F84 *	LHRB Non-Cladded	Yes
	877F85 *	RHRB Non-Cladded	Yes
	877F86 *	LHRB 1/2" Cladded	Yes
	877F87 *	RHRB 1/2" Cladded	Yes
	877F88 *	LHRB 1/4" Cladded	Yes
	877F89 *	RHRB 1/4" Cladded	Yes

* Chassis assembly also requires cover standoff brackets (Item 13) & #8-32 x 1/4" pan head screws (Item 14) sold separately.

Item	Assembly #	Part #	Description	Qty	Sellable
1	N/A	859F77 x fin	Chassis Cover, Narrow ¹	1	Yes
2		868F18 x fin	Screw Pack (B) ¹	1	Yes
3	See chart above	—	LHRB Non-Cladded	1	No
		—	RHRB Non-Cladded		No
		—	LHRB 1/2" Cladded		No
		—	RHRB 1/2" Cladded		No
		—	LHRB 1/4" Cladded		No
		—	RHRB 1/4" Cladded		No
4		—	Lift Lever Pivot Pin	1	No
5		—	Lift Arm	1	No
		—	Lift Arm, Delayed Egress (D)		
6		—	Chassis	1	No
7		—	Pivot Pin (Lift Arm)	1	No
8	877F698	N/A	Inner Chassis Assembly	1	Yes
	877F738		M91 Inner Chassis Assembly		Yes
	877F708		5CH Inner Chassis Assembly		Yes
	877F748		M91 5CH Inner Chassis Assembly		Yes
9	Consult Factory		Top Rod ^{2,3,4}	1	Yes
10			Coiled Pin	2	Yes
11			Latch Bolt Assembly	1	Yes
			5CH Latch Bolt Assembly	1	Yes
12	764F558		Top Case Assembly STD	1	Yes
	876F34		Top Case Assembly 1/4" Cladded		Yes
	876F35		Top Case Assembly 1/2" Cladded		Yes
13	N/A	863F428	Cover Standoff Bracket	2	Yes
14		888F71	#8-32 x 1/4" Pan Head Screw	2	Yes
15		877F90 x Fin	Screw Pack ¹	1	Yes
		650	Top Strike Pack	1	Yes

¹Specify Finish

²Specify AFF

³Specify opening height

⁴Specify Standard or 5CH option

Continued on the next page

The warranty on Corbin Russwin® products becomes void if the product is modified in any way, regardless of whether the modification causes or contributes to any alleged defect. If a Corbin Russwin product is modified it may no longer meet industry certification and quality control standards applicable to the original product and is no longer a genuine Corbin Russwin product.

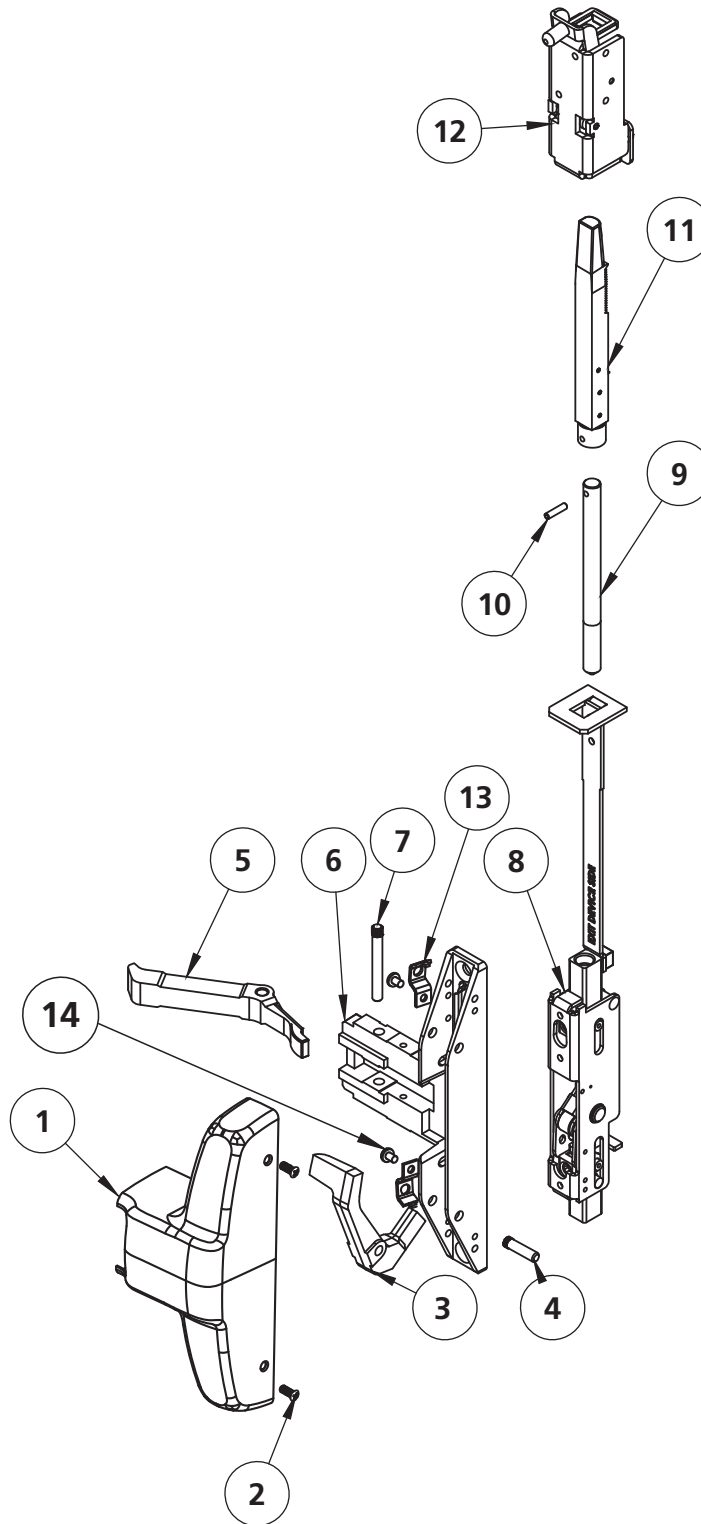
Copyright © 2023, 2025, ASSA ABLOY Access and Egress Hardware Group. All rights reserved. Reproduction in whole or in part without the express written permission of ASSA ABLOY Access and Egress Hardware Group, Inc is prohibited. Patent pending and/or patent www.assaabloydss.com/patents.

M91 M55 AD
M55 AD
M91 M55 AD 5CH
M55 AD 5CH
D M55 AD

PED4801
PED4849
PED4859

PED4810
PED4850
PED48910

PED4845
PED4855
PED48930



The warranty on Corbin Russwin® products becomes void if the product is modified in any way, regardless of whether the modification causes or contributes to any alleged defect. If a Corbin Russwin product is modified it may no longer meet industry certification and quality control standards applicable to the original product and is no longer a genuine Corbin Russwin product.

Copyright © 2023, 2025, ASSA ABLOY Access and Egress Hardware Group. All rights reserved. Reproduction in whole or in part without the express written permission of ASSA ABLOY Access and Egress Hardware Group, Inc is prohibited. Patent pending and/or patent www.assaabloydss.com/patents.

STD	PED5201	PED5210	PED5233	PED5234
M107	PED5245	PED5247	PED5249	PED5250
M91	PED5255	PED5257	PED5259	PED52903
M107 M91	PED52905	PED52910	PED52930	

Option	Assembly #	Description	Sellable
All Functions	878F41 *	LHRB/RHRB	Yes
M107 (All Functions)		LHRB/RHRB	
M91 (All Functions)	878F44 *	LHRB/RHRB	Yes
M107 M91 (All Functions)		LHRB/RHRB	

*Chassis assembly also requires cover standoff brackets (Item 21) & #8-32 x 1/4" pan head screws (Item 22), sold separately.

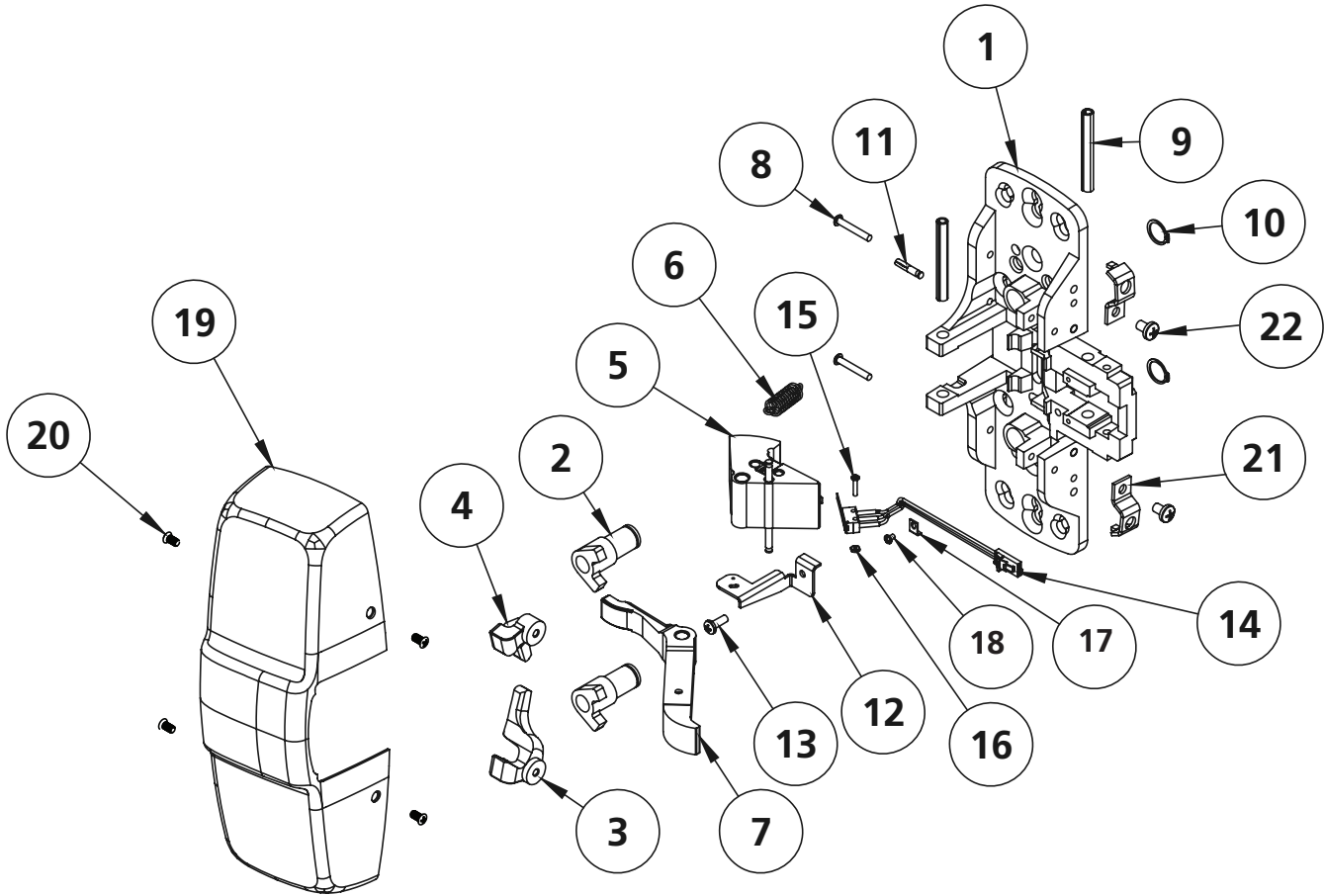
Item	Assembly #	Part #	Description	Qty	Sellable
1	See chart above	—	Chassis Blank (Std)	1	No
2		—	Outside Cylinder Hub	2	No
3		—	Lift Lever (RH)	1	No
4		—	Lift Lever (LH)	1	No
5		—	Standard Latchbolt	1	No
		—	M91 Standard Latchbolt	1	No
6		—	Latchbolt Spring	1	No
7		—	Lift Arm	1	No
8		—	Latchbolt Lever Pivot Pin	2	No
9		—	Spirol Pin	2	No
10		—	Retaining Ring, Truarc 5100-43	2	No
11		—	Groove Pin	2	No
12		—	Switch Bracket (M91 Only)	1	No
13		—	#6-32 x 1/8" Ph Pn Hd Machine Screw (M91 Only)	2	No
14		—	Switch Assembly (M91 Only)	3	No
15		—	#1-72 x 11/32" Ph Fl Hd Machine Screw (M91 Only)	4	No
16		—	Hex Machine Screw Nut (M91 Only)	5	No
17		—	Cable Clamp (M91 Only)	6	No
18		—	Cr-Phms #2-56 X 1/8" (M91 Only)	7	No
19	N/A	862F51 x fin	Cover ¹	1	Yes
20		868F18	Cover Screw Pack ¹	1	Yes
21		863F428	Cover Standoff Bracket	2	Yes
22		888F71	#8-32 x 1/4" Pan Head Screw	2	Yes
Not Shown		879F24	Screw Pack	1	Yes
		649	Strike Pack	1	Yes

¹Specify Finish

Continued on the next page.

The warranty on Corbin Russwin® products becomes void if the product is modified in any way, regardless of whether the modification causes or contributes to any alleged defect. If a Corbin Russwin product is modified it may no longer meet industry certification and quality control standards applicable to the original product and is no longer a genuine Corbin Russwin product.
Copyright © 2023, 2025, ASSA ABLOY Access and Egress Hardware Group. All rights reserved. Reproduction in whole or in part without the express written permission of ASSA ABLOY Access and Egress Hardware Group, Inc is prohibited. Patent pending and/or patent www.assaabloydss.com/patents.

STD	PED5201	PED5210	PED5233	PED5234
M107	PED5245	PED5247	PED5249	PED5250
M91	PED5255	PED5257	PED5259	PED52903
M107 M91	PED52905	PED52910	PED52930	



The warranty on Corbin Russwin® products becomes void if the product is modified in any way, regardless of whether the modification causes or contributes to any alleged defect. If a Corbin Russwin product is modified it may no longer meet industry certification and quality control standards applicable to the original product and is no longer a genuine Corbin Russwin product.

Copyright © 2023, 2025, ASSA ABLOY Access and Egress Hardware Group. All rights reserved. Reproduction in whole or in part without the express written permission of ASSA ABLOY Access and Egress Hardware Group, Inc is prohibited. Patent pending and/or patent www.assaabloydss.com/patents.

Fire-Rated (A)	PED5201	PED5210	PED5233	PED5234
A M107	PED5245	PED5247	PED5249	PED5250
A M91	PED5255	PED5257	PED5259	PED52903
A M107 M91	PED52905	PED52910	PED52930	

Option	Assembly #	Description	Sellable
(Fire-Rated) (A) All Functions	878F43 *	LHRB/RHRB	Yes
A M107 (All Functions)		LHRB/RHRB	
A M91 (All Functions)	878F45 *	LHRB/RHRB	Yes
A M107 M91 (All Functions)		LHRB/RHRB	

*Chassis assembly also requires cover standoff brackets (Item 21) & #8-32 x 1/4" pan head screws (Item 22), sold separately.

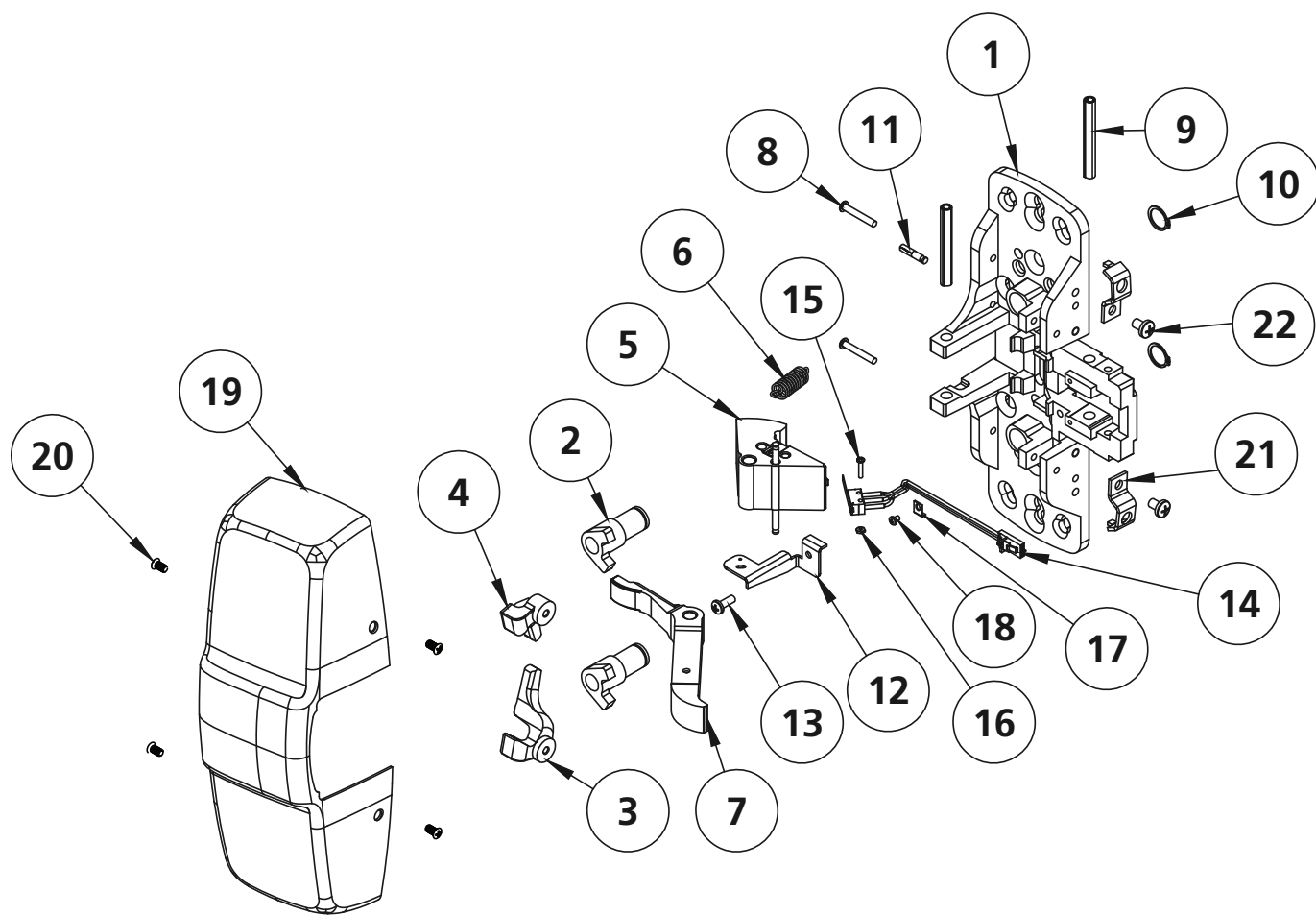
Item	Assembly #	Part #	Description	Qty	Sellable
1	See chart above	—	Chassis Blank (Std)	1	No
2		—	Outside Cylinder Hub	2	No
3		—	Lift Lever (RH)	1	No
4		—	Lift Lever (LH)	1	No
5		—	Standard Latchbolt	1	No
		—	A M91 Standard Latchbolt	1	No
6		—	Latchbolt Spring	1	No
7		—	Lift Arm	1	No
8		—	Latchbolt Lever Pivot Pin	2	No
9		—	Spirol Pin	2	No
10		—	Retaining Ring, Truarc 5100-43	2	No
11		—	Groove Pin	2	No
12		—	Switch Bracket (M91 Only)	1	No
13		—	#6-32 x 1/8" Ph Pn Hd Machine Screw (M91 Only)	2	No
14		—	Switch Assembly (M91 Only)	3	No
15		—	#1-72 x 11/32" Ph Fl Hd Machine Screw (M91 Only)	4	No
16		—	Hex Machine Screw Nut (M91 Only)	5	No
17		—	Cable Clamp (M91 Only)	6	No
18		—	Cr-Phms #2-56 X 1/8" (M91 Only)	7	No
19	N/A	862F51 x fin	Cover ¹	1	Yes
20		868F18	Cover Screw Pack ¹	1	Yes
21		863F428	Cover Standoff Bracket	2	Yes
22		888F71	#8-32 x 1/4" Pan Head Screw	2	Yes
Not Shown		879F24	Screw Pack	1	Yes
		649	Strike Pack	1	Yes

¹Specify Finish

Continued on the next page.

The warranty on Corbin Russwin® products becomes void if the product is modified in any way, regardless of whether the modification causes or contributes to any alleged defect. If a Corbin Russwin product is modified it may no longer meet industry certification and quality control standards applicable to the original product and is no longer a genuine Corbin Russwin product.
Copyright © 2023, 2025, ASSA ABLOY Access and Egress Hardware Group. All rights reserved. Reproduction in whole or in part without the express written permission of ASSA ABLOY Access and Egress Hardware Group, Inc is prohibited. Patent pending and/or patent www.assaabloydss.com/patents.

Fire-Rated (A)	PED5201	PED5210	PED5233	PED5234
A M107	PED5245	PED5247	PED5249	PED5250
A M91	PED5255	PED5257	PED5259	PED52903
A M107 M91	PED52905	PED52910	PED52930	



The warranty on Corbin Russwin® products becomes void if the product is modified in any way, regardless of whether the modification causes or contributes to any alleged defect. If a Corbin Russwin product is modified it may no longer meet industry certification and quality control standards applicable to the original product and is no longer a genuine Corbin Russwin product.

Copyright © 2023, 2025, ASSA ABLOY Access and Egress Hardware Group. All rights reserved. Reproduction in whole or in part without the express written permission of ASSA ABLOY Access and Egress Hardware Group, Inc is prohibited. Patent pending and/or patent www.assaabloydss.com/patents.

D	PED5210	PED5210	PED5233	PED5234	
M61	PED5245	PED5247	PED5249	PED5250	
GL	PED5255	PED5257	PED5259	PED52903	PED52905

Option	Assembly #	Description	Sellable
M61 (All Functions Except 33, 34)	878F51 *	LHRB/RHRB	Yes
GL (All Functions)		LHRB/RHRB	
D (All Functions)	878F53 *	LHRB/RHRB	Yes

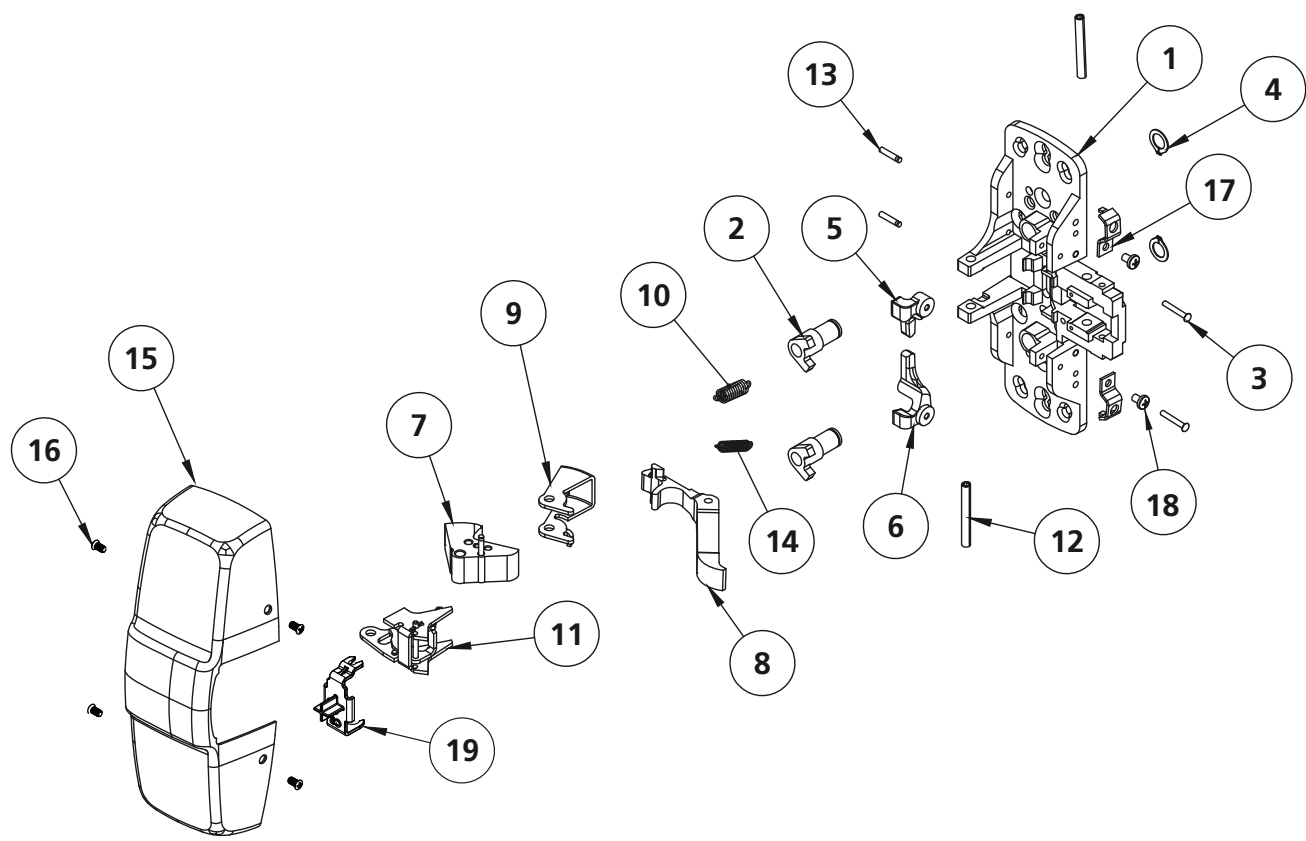
*Chassis assembly also requires cover standoff brackets (Item 17), #8-32 x 1/4" pan head screws (Item 18), & GL Standoff Clip (item 19) sold separately.

Item	Assembly #	Part #	Description	Qty	Sellable
1	See chart above	—	Chassis (Std)	1	No
2		—	Outside Hub	2	No
3		—	Latchbolt Lever Pin	2	No
4		—	Retaining Ring, Truarc 5100-43	2	No
5		—	Lift Lever (RH)	1	No
6		—	Lift Lever (LH)	1	No
7		—	Guarded Latchbolt	1	No
8		—	Lift Arm	1	No
		—	Lift Arm, Delayed Egress (D) (Guarded)		
9		—	Guide	1	No
10		—	Latchbolt Spring	1	No
11		—	Guard Bracket Std	1	No
12		—	Spirol Pin	2	No
13		—	Groove Pin	2	No
14		—	Guide Spring	1	No
15	N/A	868F45 x fin	Cover ¹	1	Yes
16		868F18	Cover Screw Pack ¹	1	Yes
17		863F428	Cover Standoff Bracket	2	Yes
18		888F71	#8-32 x 1/4" Pan Head Screw	2	Yes
19		868F26	GL Standoff Clip	1	Yes
Not Shown		879F24	Screw Pack	1	Yes
		649	Strike Pack	1	Yes

¹Specify Finish

Continued on the next page.

D	PED5210	PED5210	PED5233	PED5234	
M61	PED5245	PED5247	PED5249	PED5250	
GL	PED5255	PED5257	PED5259	PED52903	PED52905



The warranty on Corbin Russwin® products becomes void if the product is modified in any way, regardless of whether the modification causes or contributes to any alleged defect. If a Corbin Russwin product is modified it may no longer meet industry certification and quality control standards applicable to the original product and is no longer a genuine Corbin Russwin product.
Copyright © 2023, 2025, ASSA ABLOY Access and Egress Hardware Group. All rights reserved. Reproduction in whole or in part without the express written permission of ASSA ABLOY Access and Egress Hardware Group, Inc is prohibited. Patent pending and/or patent www.assaabloydss.com/patents.

D	PED5210A	PED5210A	PED5233A	PED5234A
M61	PED5245A	PED5247A	PED5249A	PED5250A
GL	PED5255A	PED5257A	PED5259A	PED52903A PED52905A

Option	Assembly #	Description	Sellable
A M61 (All Functions Except 33, 34)	878F52 *	LHRB/RHRB	Yes
A GL (All Functions)		LHRB/RHRB	
A D (All Functions)	878F54 *	LHRB/RHRB	Yes

*Chassis assembly also requires cover standoff brackets (Item 17), #8-32 x 1/4" pan head screws (Item 18), & GL Standoff Clip (item 19) sold separately.

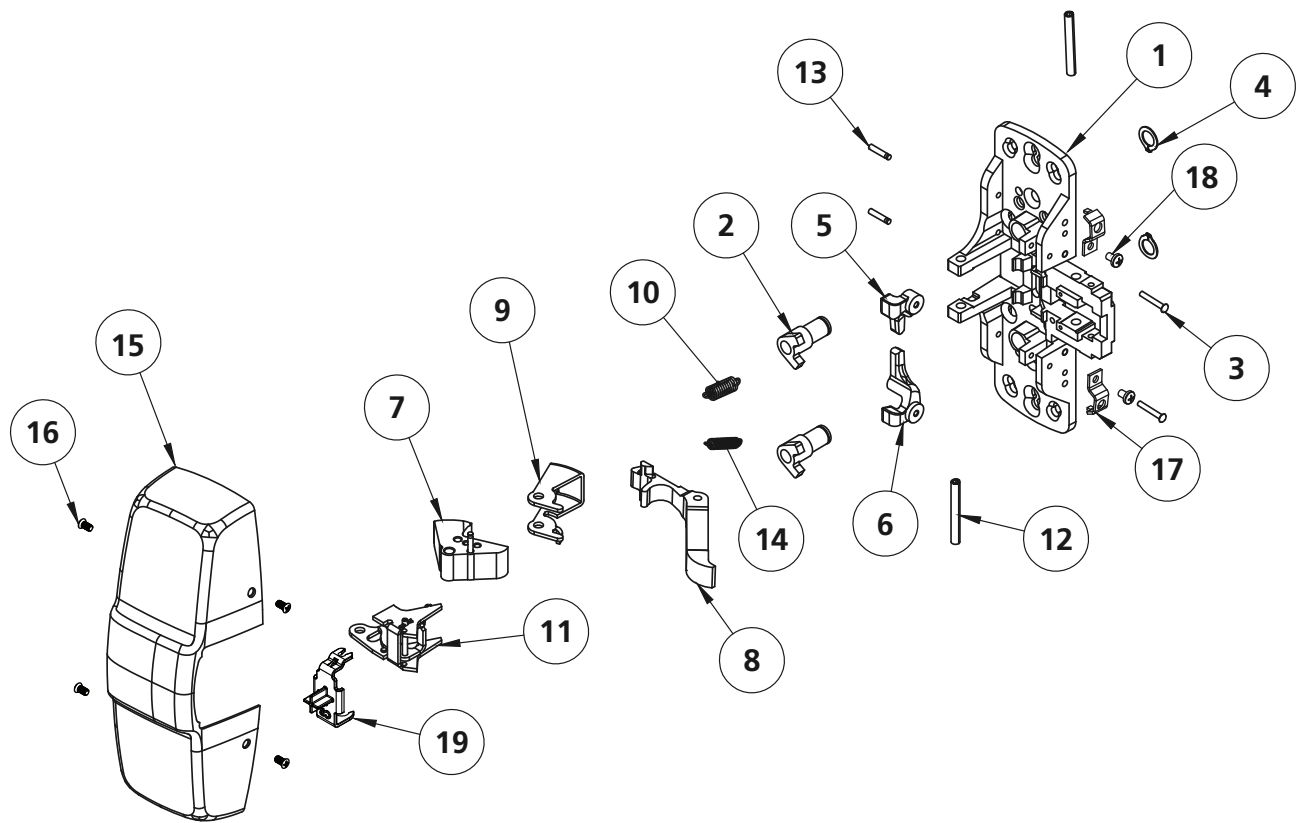
Item	Assembly #	Part #	Description	Qty	Sellable
1	See chart above	—	Chassis (A)	1	No
2		—	Outside Hub	2	No
3		—	Latchbolt Lever Pin	2	No
4		—	Retaining Ring, Truarc 5100-43	2	No
5		—	Lift Lever (RH)	1	No
6		—	Lift Lever (LH)	1	No
7		—	Guarded Latchbolt	1	No
8		—	Lift Arm	1	No
		—	Lift Arm, Delayed Egress (D) (Guarded)		
9		—	Guide	1	No
10		—	Latchbolt Spring	1	No
11		—	Guard Bracket Std	1	No
12		—	Spirol Pin	2	No
13		—	Groove Pin	2	No
14		—	Guide Spring	1	No
15	N/A	868F45 x fin	Cover ¹	1	Yes
16		868F18	Cover Screw Pack ¹	1	Yes
17		863F428	Cover Standoff Bracket	2	Yes
18		888F71	#8-32 x 1/4" Pan Head Screw	2	Yes
19		868F26	GL Standoff Clip	1	Yes
Not Shown		879F24	Screw Pack	1	Yes
		649	Strike Pack	1	Yes

¹Specify Finish

Continued on the next page.

The warranty on Corbin Russwin® products becomes void if the product is modified in any way, regardless of whether the modification causes or contributes to any alleged defect. If a Corbin Russwin product is modified it may no longer meet industry certification and quality control standards applicable to the original product and is no longer a genuine Corbin Russwin product.
Copyright © 2023, 2025, ASSA ABLOY Access and Egress Hardware Group. All rights reserved. Reproduction in whole or in part without the express written permission of ASSA ABLOY Access and Egress Hardware Group, Inc is prohibited. Patent pending and/or patent www.assaabloydss.com/patents.

D	PED5210A	PED5210A	PED5233A	PED5234A
M61	PED5245A	PED5247A	PED5249A	PED5250A
GL	PED5255A	PED5257A	PED5259A	PED52903A PED52905A



The warranty on Corbin Russwin® products becomes void if the product is modified in any way, regardless of whether the modification causes or contributes to any alleged defect. If a Corbin Russwin product is modified it may no longer meet industry certification and quality control standards applicable to the original product and is no longer a genuine Corbin Russwin product.

Copyright © 2023, 2025, ASSA ABLOY Access and Egress Hardware Group. All rights reserved. Reproduction in whole or in part without the express written permission of ASSA ABLOY Access and Egress Hardware Group, Inc is prohibited. Patent pending and/or patent www.assaabloydss.com/patents.

PED5242 (A)

Option	Assembly #	Description	Sellable
42	878F57 *	LHRB Chassis Assembly	Yes
	878F58 *	RHRB Chassis Assembly	Yes

*Chassis assembly also requires cover standoff brackets (Item 28) & #8-32 x 1/4" pan head screws (Item 29), sold separately.

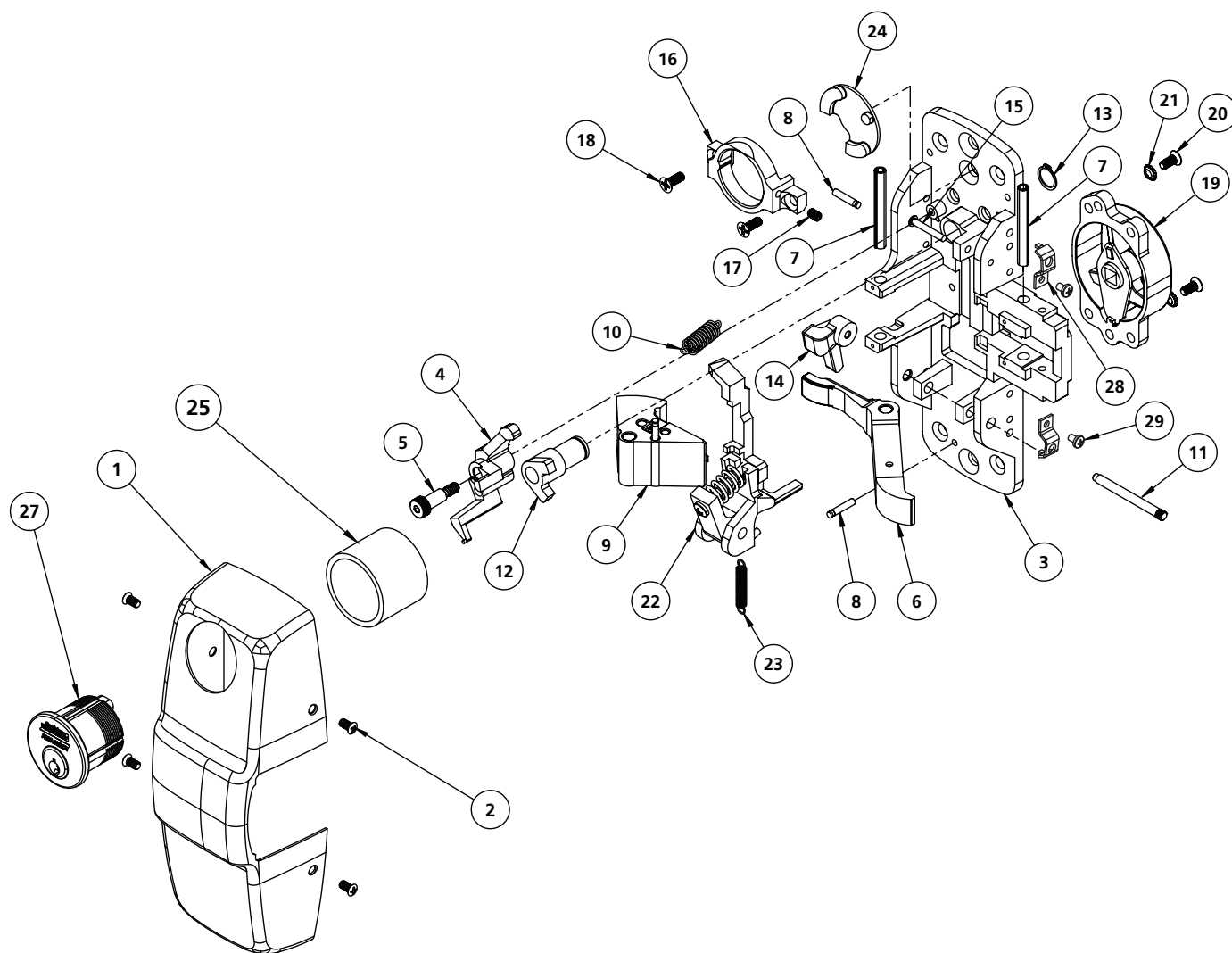
Item	Assembly #	Part #	Description	Qty.	Sellable
1	N/A	868F53 x fin	Chassis Cover (LHRB) ¹	1	Yes
		868F54 x fin	Chassis Cover (RHRB) ¹		
2		868F18 x fin	Cover Screw Pack ¹	1	Yes
3	See chart above	—	Chassis (LHRB)	1	No
		—	Chassis (RHRB)		
4		—	Locking Lever Subassembly (LHRB)	1	No
		—	Locking Lever Subassembly (RHRB)		
5		—	Shoulder Screw	1	No
6		—	Lift Arm	1	No
7		—	Spirol Pin	2	No
8		—	Groove Pin	2	No
9		—	Latch Bolt Assembly	1	No
10		—	Spring, Latch Bolt Return	1	No
11		—	Pivot Pin, Knob Lever	1	No
12		—	Outside Cylinder Hub	3	No
13		—	Retaining Ring	2	No
14		—	Latch Bolt Lift Lever (LHRB)	1	No
		—	Latch Bolt Lift Lever (RHRB)		
15		—	Pivot Pin, Latch Bolt Lift Lever	1	No
16		—	Inside Cylinder Support	1	No
17		—	Set Screw #8-32 x 1/4 Cup Point	2	No
18		—	Machine Screw, #8-32 X 7/16	2	No
19		—	Knob Hub Subassembly	1	No
20		—	Machine Screw, #8-32 X 3/8	2	No
21		—	Countersunk Lock Washer	1	No
22		—	Knob Lever (LHRB)	1	No
		—	Knob Lever (RHRB)		
23		—	Spring, Knob Return	1	No
24		—	Cylinder Cam Adapter	1	No
25	N/A	869F61 x fin	Blocking Ring ¹	1	Yes
26		879F24	Screw Pack	1	Yes
27		—	Cylinder ^{1,2}	1	Yes
28		863F428	Cover Standoff Bracket	2	Yes
29		888F71	#8-32 x 1/4" Pan Head Screw	2	Yes
Not Shown		649	Strike Pack	1	Yes

¹Specify Finish

²Specify 112 length mortise cylinder by keying requirements

Continued on the next page.

The warranty on Corbin Russwin® products becomes void if the product is modified in any way, regardless of whether the modification causes or contributes to any alleged defect. If a Corbin Russwin product is modified it may no longer meet industry certification and quality control standards applicable to the original product and is no longer a genuine Corbin Russwin product.
Copyright © 2023, 2025, ASSA ABLOY Access and Egress Hardware Group. All rights reserved. Reproduction in whole or in part without the express written permission of ASSA ABLOY Access and Egress Hardware Group, Inc is prohibited. Patent pending and/or patent www.assaabloydss.com/patents.

PED5242 (A)

The warranty on Corbin Russwin® products becomes void if the product is modified in any way, regardless of whether the modification causes or contributes to any alleged defect. If a Corbin Russwin product is modified it may no longer meet industry certification and quality control standards applicable to the original product and is no longer a genuine Corbin Russwin product.

Copyright © 2023, 2025, ASSA ABLOY Access and Egress Hardware Group. All rights reserved. Reproduction in whole or in part without the express written permission of ASSA ABLOY Access and Egress Hardware Group, Inc is prohibited. Patent pending and/or patent www.assaabloydss.com/patents.

M61
GL
PED5242(A)

Option	Assembly #	Description	Sellable
PED5242(A) M61/GL	878F85 *	LHRB Chassis Assembly	Yes
	878F86 *	RHRB Chassis Assembly	Yes

*Chassis assembly also requires cover standoff brackets (Item 31), #8-32 x 1/4" pan head screws (Item 32) & GL Standoff Clip (item 33) sold separately.

Item	Assembly #	Part #	Description	Qty.	Sellable
1	N/A	868F46 x fin	Chassis Assembly (LHRB) ¹	1	Yes
		868F47 x fin	Chassis Assembly (RHRB) ¹		
2		868F18 x fin	Cover Screw Pack ¹	1	Yes
3	See chart above	—	Chassis (LHRB)	1	No
		—	Chassis (RHRB)		
4		—	Locking Lever Subassembly (LHRB)	1	No
		—	Locking Lever Subassembly (RHRB)		
5		—	Shoulder Screw	1	No
6		—	Lift Arm	1	No
7		—	Spirol Pin	2	No
8		—	Groove Pin	2	No
9		—	Latch Bolt Assembly	1	No
10		—	Spring, Latch Bolt Return	1	No
11		—	Spring, Guarding	1	No
12		—	Pivot Pin, Knob Lever	1	No
13		—	Outside Cylinder Hub	1	No
14		—	Retaining Ring	2	No
15		—	Guard Bracket Assembly	1	No
16		—	Guide, Guarding	1	No
17		—	Latch Bolt Lift Lever (LHRB)	1	No
		—	Latch Bolt Lift Lever (RHRB)		
18		—	Pivot Pin, Latch Bolt Lift Lever	1	No
19		—	Inside Cylinder Support	1	No
20		—	Set Screw #8-32 x 1/4 Cup Point	2	No
21		—	Machine Screw, #8-32 X 7/16	2	No
22		—	Knob Hub Subassembly	1	No
23		—	Machine Screw, #8-32 X 3/8	2	No
24		—	Countersunk Lock Washer	1	No
25		—	Knob Lever (LHRB)	1	No
		—	Knob Lever (RHRB)		
26		—	Spring, Knob Return	1	No
27		—	Cylinder Cam Adapter	1	No
28	N/A	869F61 x fin	Blocking Ring ¹	1	Yes
29		879F24	Screw Pack	1	Yes
30		—	Cylinder ^{1,2}	1	Yes
31		863F428	Cover Standoff Bracket	2	Yes
32		888F71	#8-32 x 1/4" Pan Head Screw	2	Yes
33		868F26	GL Standoff Clip	1	Yes
Not Shown		649	Strike Pack	1	Yes

¹Specify Finish

²Specify 112 length mortise cylinder by keying requirements

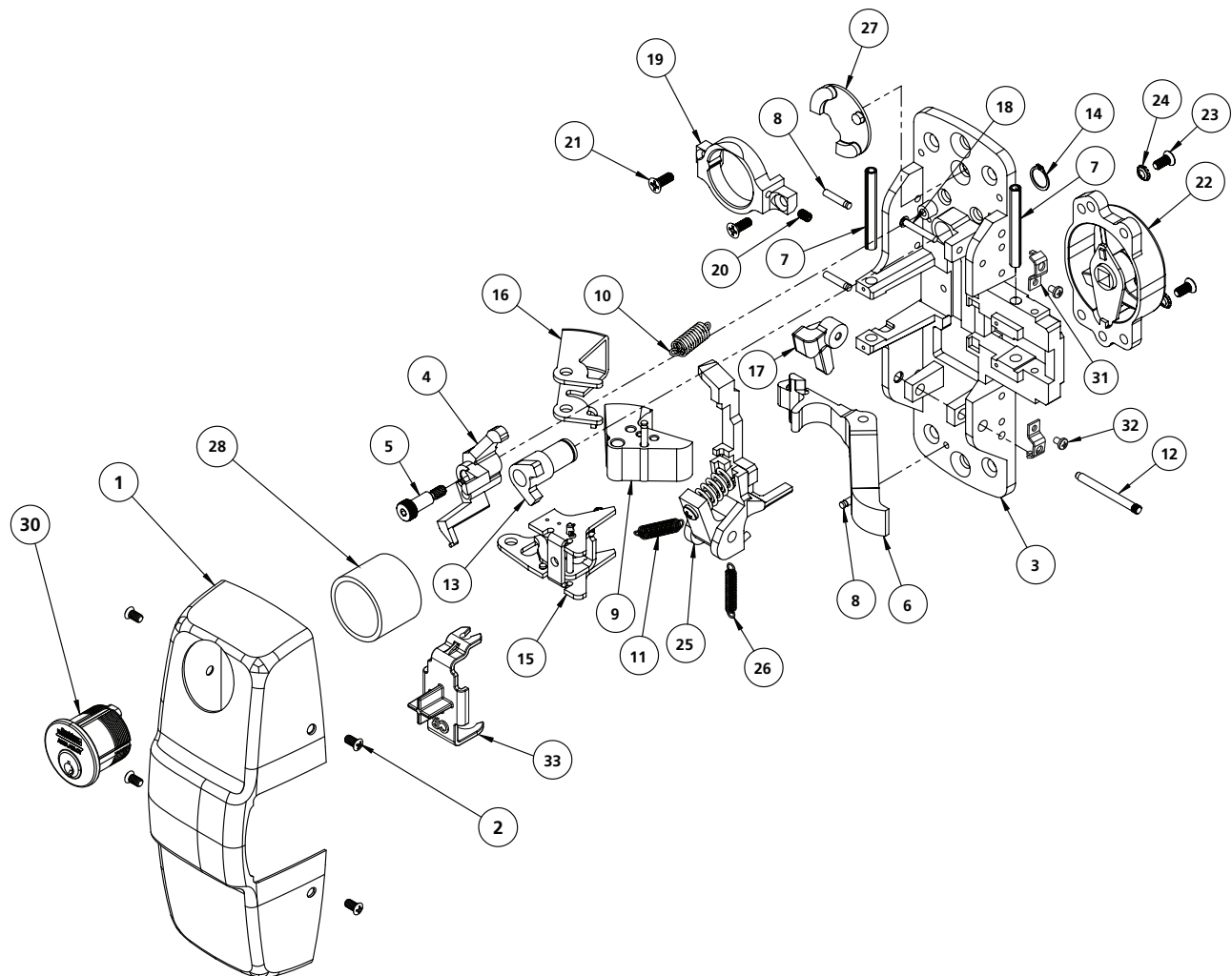
Continued on the next page.

The warranty on Corbin Russwin® products becomes void if the product is modified in any way, regardless of whether the modification causes or contributes to any alleged defect. If a Corbin Russwin product is modified it may no longer meet industry certification and quality control standards applicable to the original product and is no longer a genuine Corbin Russwin product.

Copyright © 2023, 2025, ASSA ABLOY Access and Egress Hardware Group. All rights reserved. Reproduction in whole or in part without the express written permission of ASSA ABLOY Access and Egress Hardware Group, Inc is prohibited. Patent pending and/or patent www.assaabloydss.com/patents.

M61
GL

PED5242(A)



The warranty on Corbin Russwin® products becomes void if the product is modified in any way, regardless of whether the modification causes or contributes to any alleged defect. If a Corbin Russwin product is modified it may no longer meet industry certification and quality control standards applicable to the original product and is no longer a genuine Corbin Russwin product.

Copyright © 2023, 2025, ASSA ABLOY Access and Egress Hardware Group. All rights reserved. Reproduction in whole or in part without the express written permission of ASSA ABLOY Access and Egress Hardware Group, Inc is prohibited. Patent pending and/or patent www.assaabloydss.com/patents.

PED5242(A) M47

Option	Assembly #	Description	Sellable
42	875F35 *	LHRB Chassis Assembly	Yes
	875F36 *	RHRB Chassis Assembly	Yes

*Chassis assembly also requires cover standoff brackets (Item 32) & #8-32 x 1/4" pan head screws (Item 33), sold separately.

Item	Assembly #	Part #	Description	Qty	Sellable
1	N/A	862F57 x fin	Chassis Cover (LHRB) ¹	1	Yes
		862F58 x fin	Chassis Cover (RHRB) ¹		
2			868F18 x fin	Cover Screw Pack ¹	1
3	See chart above	—	Chassis (LHRB)	1	No
		—	Chassis (RHRB)		
4		—	Locking Lever Subassembly (LHRB)	1	No
		—	Locking Lever Subassembly (RHRB)		
5		—	Shoulder Screw	1	No
6		—	Lift Arm	1	No
7		—	Spirol Pin	2	No
8		—	Groove Pin	2	No
9		—	Latch Bolt Assembly	1	No
10		—	Spring, Latch Bolt Return	1	No
11		—	Pivot Pin, Knob Lever	1	No
12		—	Outside Cylinder Hub	1	No
13		—	Retaining Ring	2	No
14		—	Latch Bolt Lift Lever (LHRB)	1	No
		—	Latch Bolt Lift Lever (RHRB)		
15		—	Pivot Pin, Latch Bolt Lift Lever	1	No
16		—	Inside Cylinder Support	1	No
17		—	Set Screw #8-32 x 1/4 Cup Point	2	No
18		—	Machine Screw, #8-32 X 7/16	2	No
19		—	Knob Hub Subassembly	1	No
20		—	Machine Screw, #8-32 X 3/8	2	No
21		—	Countersunk Lock Washer	1	No
22		—	Knob Lever (LHRB)	1	No
		—	Knob Lever (RHRB)		
23		—	Spring, Knob Return	1	No
24		—	Flag, M47 LHRB	1	No
		—	Flag, M47 RHRB		
25		—	Window, M47 (LHRB)	1	No
		—	Window, M47 (RHRB)		
26	—	Label, M47 Indicator Icon	1	No	
27	—	Machine Screw, #2-56 x 3/16	2	No	
28	—	Cylinder Cam Adapter	1	No	
29		879F64	Machine Screw, #2-56 x 1/8	2	Yes
30	N/A	869F61 x fin	Blocking Ring ¹	1	Yes
31		—	Cylinder ^{1,2}	1	Yes
32		863F428	Cover Standoff Bracket	2	Yes
33		888F71	#8-32 x 1/4" Pan Head Screw	2	Yes
Not Shown		879F24	Screw Pack	1	Yes
		649	Strike Pack	1	Yes

¹Specify Finish

²Specify 112 length mortise cylinder by keying requirements

Continued on the next page.

The warranty on Corbin Russwin® products becomes void if the product is modified in any way, regardless of whether the modification causes or contributes to any alleged defect. If a Corbin Russwin product is modified it may no longer meet industry certification and quality control standards applicable to the original product and is no longer a genuine Corbin Russwin product.

Copyright © 2023, 2025, ASSA ABLOY Access and Egress Hardware Group. All rights reserved. Reproduction in whole or in part without the express written permission of ASSA ABLOY Access and Egress Hardware Group, Inc is prohibited. Patent pending and/or patent www.assaabloydss.com/patents.

This exploded view diagram illustrates the assembly of a mechanical device, likely a pump or motor. The components are numbered 1 through 31. The assembly is shown in a disassembled state to identify individual parts and their relative positions. Key components include a main housing (1), a motor (31), a fan (19), a pump head (15), and various internal mechanical parts like a piston (14), valves (9, 12), and connecting rods (10, 11). The diagram uses dashed lines to indicate the assembly path and alignment of the parts.

PED5242(A) M47 M61 / GL

Option	Assembly #	Description	Sellable
42	875F37 *	LHRB Chassis Assembly	Yes
	875F38 *	RHRB Chassis Assembly	Yes

*Chassis assembly also requires cover standoff brackets (Item 35) & #8-32 x 1/4" pan head screws (Item 36), sold separately.

Item	Assembly #	Part #	Description	Qty.	Sellable
1	N/A	868F48 x fin	Chassis Cover (LHRB) ¹	1	Yes
		868F49 x fin	Chassis Cover (RHRB) ¹		
2		868F18 x fin	Cover Screw Pack ¹	1	Yes
3	See chart above	—	Chassis (LHRB)	1	No
		—	Chassis (RHRB)		
4		—	Locking Lever Subassembly (LHRB)	1	No
		—	Locking Lever Subassembly (RHRB)		
5		—	Shoulder Screw	1	No
6		—	Lift Arm	1	No
7		—	Spirol Pin	2	No
8		—	Groove Pin	2	No
9		—	Latch Bolt Assembly, Guarded	1	No
10		—	Spring, Latch Bolt Return	1	No
11		—	Spring, Guarding	1	No
12		—	Pivot Pin, Knob Lever	1	No
13		—	Outside Cylinder Hub	3	No
14		—	Retaining Ring	2	No
15		—	Guard Bracket Assembly	1	No
16		—	Guide, Guarding	1	No
17		—	Latch Bolt Lift Lever (LHRB)	1	No
		—	Latch Bolt Lift Lever (RHRB)	1	No
18		—	Pivot Pin, Latch Bolt Lift Lever	1	No
19		—	Inside Cylinder Support	1	No
20		—	Set Screw #8-32 x 1/4 Cup Point	2	No
21		—	Machine Screw, #8-32 X 7/16	2	No
22		—	Knob Hub Subassembly	1	No
23		—	Machine Screw, #8-32 X 3/8	2	No
24		—	Countersunk Lock Washer	1	No
25		—	Knob Lever (LHRB)	1	No
		—	Knob Lever (RHRB)		
26		—	Spring, Knob Return	1	No
27		—	Flag, M47 LHRB	1	No
		—	Flag, M47 RHRB		
28		—	Window, M47 LHRB	1	No
		—	Window, M47 RHRB		
29		—	Label, M47 Indicator Icon	1	No
30		—	Machine Screw, #2-56 x 3/16	1	No
31		—	Cylinder Cam Adapter	1	No
32		879F64	Machine Screw, #2-56 x 1/8	2	Yes
33	N/A	869F61 x fin	Blocking Ring ¹	1	Yes
34		-	Cylinder ^{1,2}	1	Yes
35		863F428	Cover Standoff Bracket	2	Yes
36		888F71	#8-32 x 1/4" Pan Head Screw	2	Yes
Not Shown		879F24	Screw Pack	1	Yes
		649	Strike Pack	1	Yes

¹Specify Finish
²Specify 112 length mortise cylinder by keying requirements

Continued on the next page.

The warranty on Corbin Russwin® products becomes void if the product is modified in any way, regardless of whether the modification causes or contributes to any alleged defect. If a Corbin Russwin product is modified it may no longer meet industry certification and quality control standards applicable to the original product and is no longer a genuine Corbin Russwin product.

Copyright © 2023, 2025, ASSA ABLOY Access and Egress Hardware Group. All rights reserved. Reproduction in whole or in part without the express written permission of ASSA ABLOY Access and Egress Hardware Group, Inc is prohibited. Patent pending and/or patent www.assaabloydss.com/patents.



PED5242(A) D / M91

Option	Assembly #	Description	Sellable
42	878F97 * (LHRB)	Chassis Assembly	Yes
	878F98 * (RHRB)		
PED5242 D	878F99 * (LHRB)	Chassis Assembly	Yes
	879F00 * (RHRB)		

*Chassis assembly also requires cover standoff brackets (Item 33, #8-32 x 1/4" pan head screws (Item 33), & GL Standoff Clip (item 35) sold separately.

Item	Assembly #	Part #	Description	Qty.	Sellable
1	N/A	868F46 x fin	Chassis Cover (LHRB) ¹	1	Yes
		868F47 x fin	Chassis Cover (RHRB) ¹		
2		868F18 x fin	Cover Screw Pack ¹	1	Yes
3	See chart above	—	Chassis (LHRB)	1	No
		—	Chassis (RHRB)		
4		—	Locking Lever Subassembly (LHRB)	1	No
		—	Locking Lever Subassembly (RHRB)		
5		—	Shoulder Screw	1	No
6		—	Lift Arm	1	No
		—	Lift Arm, Delayed Egress (D)		
7		—	Spirol Pin	2	No
8		—	Groove Pin	2	No
9		—	Latch Bolt Assembly	1	No
10		—	Spring, Latch Bolt Return	1	No
11		—	Spring, Guarding	1	No
12		—	Pivot Pin, Knob Lever	1	No
13		—	Outside Cylinder Hub	1	No
14		—	Retaining Ring	2	No
15		—	Guard Bracket & Switch Assembly	1	No
16		—	Guide, Guarding	1	No
17		—	Latch Bolt Lift Lever (LHRB)	1	No
		—	Latch Bolt Lift Lever (RHRB)		
18		—	Pivot Pin, Latch Bolt Lift Lever	1	No
19		—	Inside Cylinder Support	1	No
20		—	Set Screw #8-32 x 1/4 Cup Point	2	No
21		—	Machine Screw, #8-32 X 7/16	2	No
22		—	Knob Hub Subassembly	1	No
23		—	Machine Screw, #8-32 X 3/8	2	No
24		—	Countersunk Lock Washer	1	No
25		—	Knob Lever (LHRB)	1	No
		—	Knob Lever (RHRB)		
26		—	Spring, Knob Return	1	No
27		—	Cylinder Cam Adapter	1	No
28		—	Cable Clamp	1	No
29		—	Machine Screw, #2-56 x 1/8	1	No
30	N/A	869F61 x fin	Blocking Ring ¹	1	Yes
31		879F24	Screw Pack	1	Yes
32		—	Cylinder ^{1,2}	1	Yes
33		863F428	Cover Standoff Bracket	2	Yes
34		888F71	#8-32 x 1/4" Pan Head Screw	2	Yes
35		868F26	GL Standoff Clip	1	Yes
Not Shown		649	Strike Pack	1	Yes

¹Specify Finish

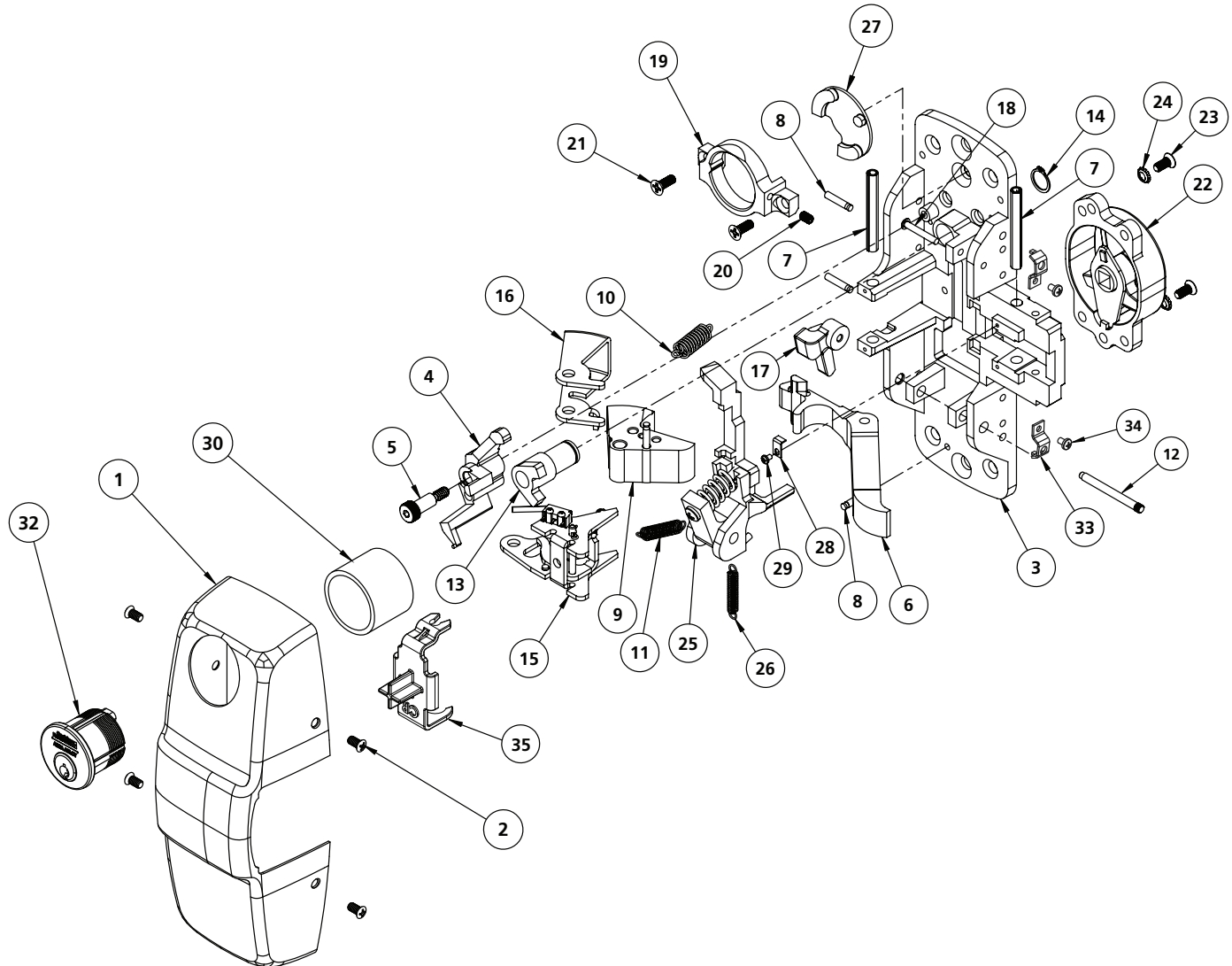
²Specify 112 length mortise cylinder by keying requirements

Continued on the next page.

The warranty on Corbin Russwin® products becomes void if the product is modified in any way, regardless of whether the modification causes or contributes to any alleged defect. If a Corbin Russwin product is modified it may no longer meet industry certification and quality control standards applicable to the original product and is no longer a genuine Corbin Russwin product.

Copyright © 2023, 2025, ASSA ABLOY Access and Egress Hardware Group. All rights reserved. Reproduction in whole or in part without the express written permission of ASSA ABLOY Access and Egress Hardware Group, Inc is prohibited. Patent pending and/or patent www.assaabloydss.com/patents.

PED5242(A) D / M91



The warranty on Corbin Russwin® products becomes void if the product is modified in any way, regardless of whether the modification causes or contributes to any alleged defect. If a Corbin Russwin product is modified it may no longer meet industry certification and quality control standards applicable to the original product and is no longer a genuine Corbin Russwin product.

Copyright © 2023, 2025, ASSA ABLOY Access and Egress Hardware Group. All rights reserved. Reproduction in whole or in part without the express written permission of ASSA ABLOY Access and Egress Hardware Group, Inc is prohibited. Patent pending and/or patent www.assaabloydss.com/patents.

PED5242 (A) 5CH

Option	Assembly #	Description	Sellable
42	878F59 *	LHRB Chassis Assembly	Yes
	878F60 *	RHRB Chassis Assembly	Yes

*Chassis assembly also requires cover standoff brackets (Item 28) & #8-32 x 1/4" pan head screws (Item 29), sold separately.

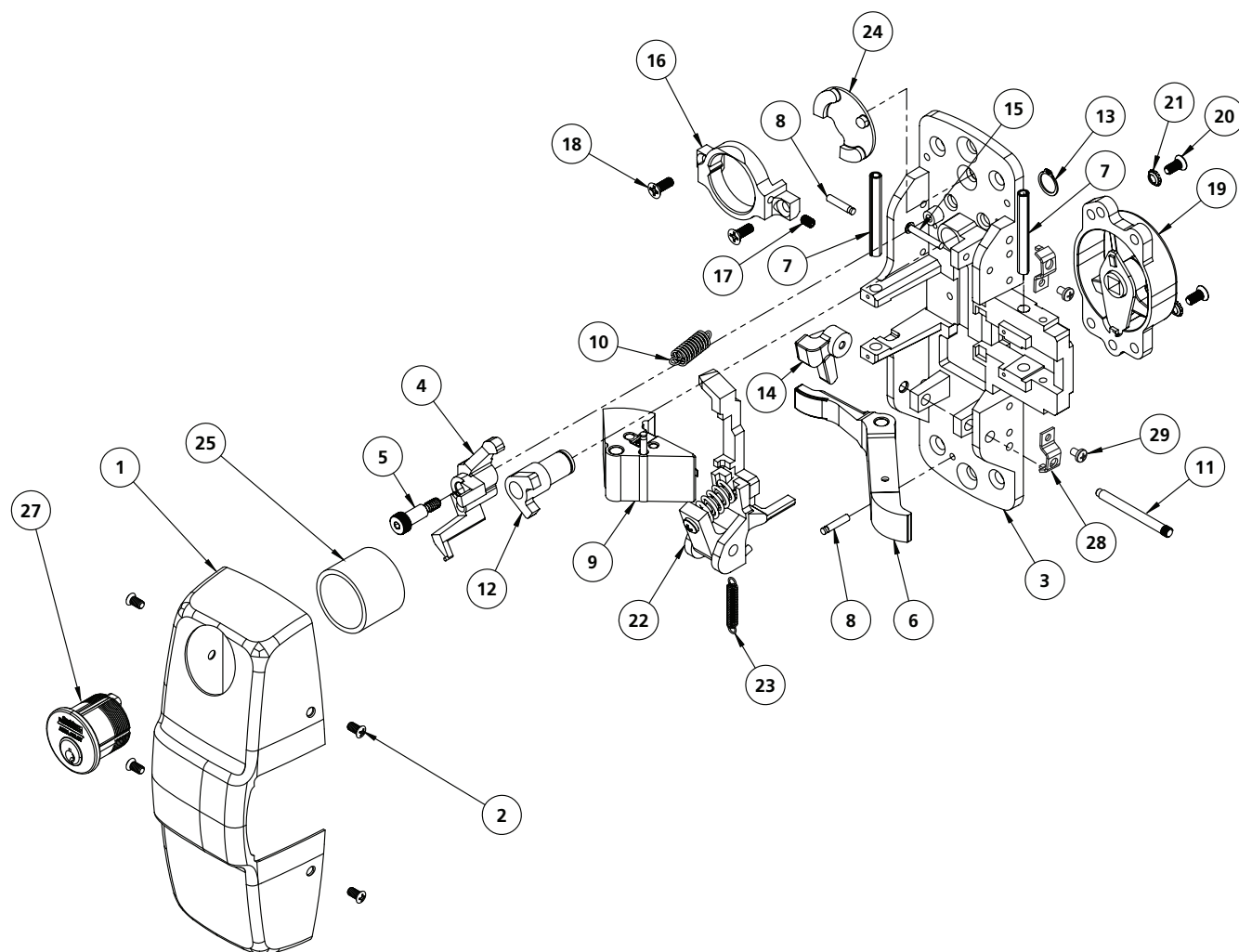
Item	Assembly #	Part #	Description	Qty.	Sellable
1	N/A	868F53 x fin	Chassis Cover (LHRB) ¹	1	Yes
		868F54 x fin	Chassis Cover (RHRB) ¹		
2		868F18 x fin	Cover Screw Pack ¹	1	No
3	See chart above	—	Chassis (LHRB)	1	No
		—	Chassis (RHRB)		
4		—	Locking Lever Subassembly (LHRB)	1	No
		—	Locking Lever Subassembly (RHRB)		
5		—	Shoulder Screw	1	No
6		—	Lift Arm	1	No
7		—	Spirol Pin	2	No
8		—	Groove Pin	2	No
9		—	Latch Bolt Assembly	1	No
10		—	Spring, Latch Bolt Return (5CH)	1	No
11		—	Pivot Pin, Knob Lever	1	No
12		—	Outside Cylinder Hub	3	No
13		—	Retaining Ring	2	No
14		—	Latch Bolt Lift Lever (LHRB)	1	No
		—	Latch Bolt Lift Lever (RHRB)		
15		—	Pivot Pin, Latch Bolt Lift Lever	1	No
16		—	Inside Cylinder Support	1	No
17		—	Set Screw #8-32 x 1/4 Cup Point	2	No
18		—	Machine Screw, #8-32 X 7/16	2	No
19		—	Knob Hub Subassembly	1	No
20		—	Machine Screw, #8-32 X 3/8	2	No
21		—	Countersunk Lock Washer	1	No
22		—	Knob Lever (LHRB)	1	No
		—	Knob Lever (RHRB)		
23		—	Spring, Knob Return	1	No
24		—	Cylinder Cam Adapter	1	No
25	N/A	869F61 x fin	Blocking Ring ¹	1	Yes
26		879F24	Screw Pack	1	Yes
27		—	Cylinder ^{1,2}	1	Yes
28		863F428	Cover Standoff Bracket	2	Yes
29		888F71	#8-32 x 1/4" Pan Head Screw	2	Yes
Not Shown		649	Strike Pack	1	Yes

¹Specify Finish

²Specify 112 length mortise cylinder by keying requirements

Continued on the next page.

PED5242 (A) 5CH



The warranty on Corbin Russwin® products becomes void if the product is modified in any way, regardless of whether the modification causes or contributes to any alleged defect. If a Corbin Russwin product is modified it may no longer meet industry certification and quality control standards applicable to the original product and is no longer a genuine Corbin Russwin product.

Copyright © 2023, 2025, ASSA ABLOY Access and Egress Hardware Group. All rights reserved. Reproduction in whole or in part without the express written permission of ASSA ABLOY Access and Egress Hardware Group, Inc is prohibited. Patent pending and/or patent www.assaabloydss.com/patents.

PED5242(A) 5CH M91

Option	Assembly #	Description	Sellable
42	878F61 *	LHRB Chassis Assembly	Yes
	878F62 *	RHRB Chassis Assembly	Yes

*Chassis assembly also requires cover standoff brackets (Item 33) & #8-32 x 1/4" pan head screws (Item 34), sold separately.

Item	Assembly #	Part #	Description	Qty.	Sellable
1	N/A	868F46 x fin	Chassis Cover (LHRB) ¹	1	Yes
		868F47 x fin	Chassis Cover (RHRB) ¹		
2		868F18 x fin	Cover Screw Pack ¹	1	No
3	See chart above	—	Chassis (LHRB)	1	No
		—	Chassis (RHRB)		
4		—	Locking Lever Subassembly (LHRB)	1	No
		—	Locking Lever Subassembly (RHRB)		
5		—	Shoulder Screw	1	No
6		—	Lift Arm	1	No
7		—	Spirol Pin	2	No
8		—	Groove Pin	2	No
9		—	Latch Bolt Assembly	1	No
10		—	Spring, Latch Bolt Return (5CH)	1	No
11		—	Spring, Guarding (5CH)	1	No
12		—	Pivot Pin, Knob Lever	1	No
13		—	Outside Cylinder Hub	3	No
14		—	Retaining Ring	2	No
15		—	Guard Bracket & Switch Assembly	1	No
16		—	Guide, Guarding	1	No
17		—	Latch Bolt Lift Lever (LHRB)	1	No
		—	Latch Bolt Lift Lever (RHRB)		
18		—	Pivot Pin, Latch Bolt Lift Lever	1	No
19		—	Inside Cylinder Support	1	No
20		—	Set Screw #8-32 x 1/4 Cup Point	2	No
21		—	Machine Screw, #8-32 X 7/16	2	No
22		—	Knob Hub Subassembly	1	No
23		—	Machine Screw, #8-32 X 3/8	2	No
24		—	Countersunk Lock Washer	1	No
25		—	Knob Lever (LHRB)	1	No
		—	Knob Lever (RHRB)		
26		—	Spring, Knob Return	1	No
27		—	Cylinder Cam Adapter	1	No
28		—	Cable Clamp	1	No
29		—	Machine Screw, #2-56 x 1/8	1	No
30	N/A	869F61 x fin	Blocking Ring ¹	1	Yes
31		879F24	Screw Pack	1	Yes
32		—	Cylinder ^{1,2}	1	Yes
33		863F428	Cover Standoff Bracket	2	Yes
34		888F71	#8-32 x 1/4" Pan Head Screw	2	Yes
35		868F26	GL Standoff Clip	1	Yes
36		649	Strike Pack	1	Yes

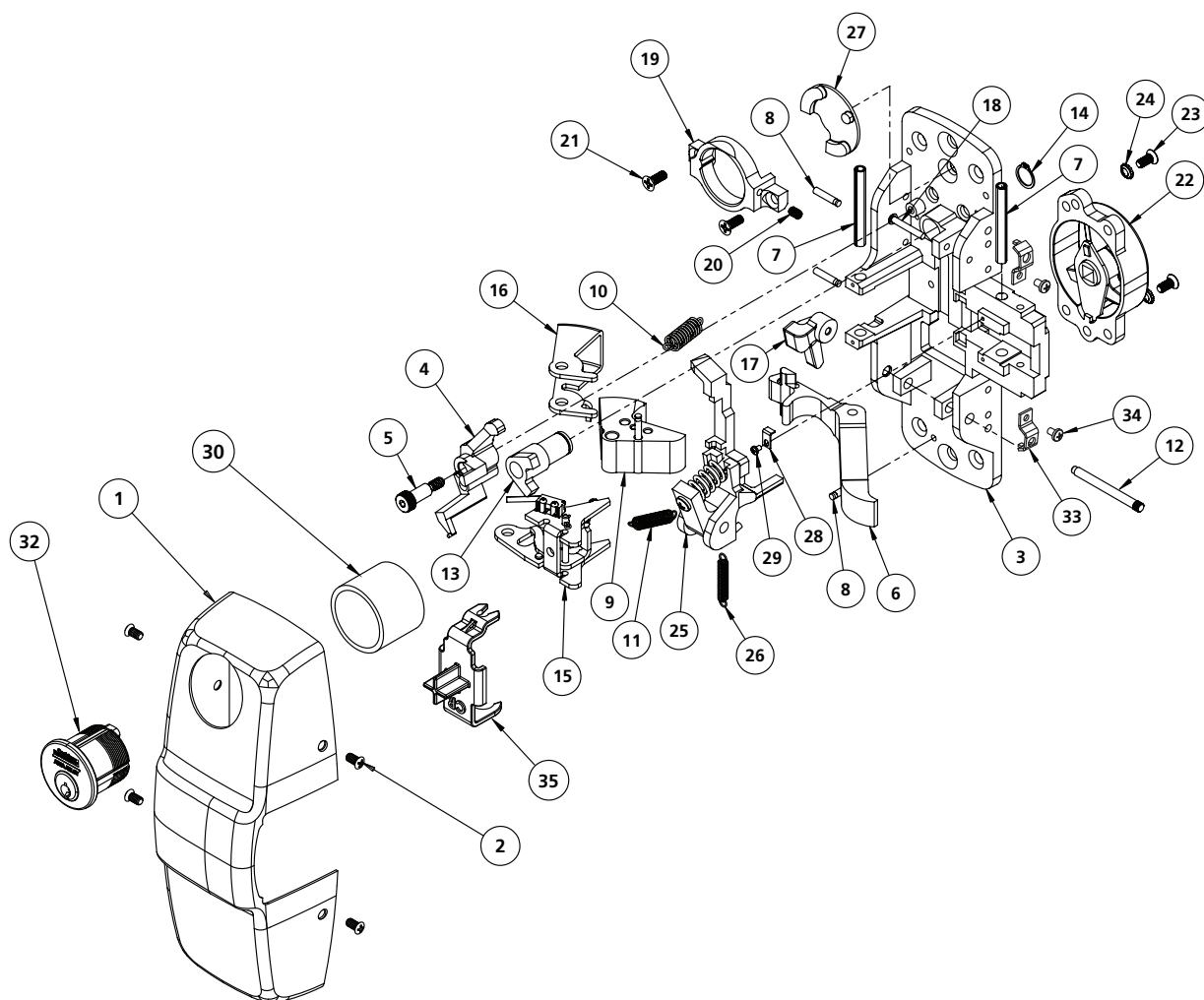
¹Specify Finish
²Specify 112 length mortise cylinder by keying requirements

Continued on the next page.

The warranty on Corbin Russwin® products becomes void if the product is modified in any way, regardless of whether the modification causes or contributes to any alleged defect. If a Corbin Russwin product is modified it may no longer meet industry certification and quality control standards applicable to the original product and is no longer a genuine Corbin Russwin product.

Copyright © 2023, 2025, ASSA ABLOY Access and Egress Hardware Group. All rights reserved. Reproduction in whole or in part without the express written permission of ASSA ABLOY Access and Egress Hardware Group, Inc is prohibited. Patent pending and/or patent www.assaabloydss.com/patents.

PED5242(A) 5CH M91



The warranty on Corbin Russwin® products becomes void if the product is modified in any way, regardless of whether the modification causes or contributes to any alleged defect. If a Corbin Russwin product is modified it may no longer meet industry certification and quality control standards applicable to the original product and is no longer a genuine Corbin Russwin product.

Copyright © 2023, 2025, ASSA ABLOY Access and Egress Hardware Group. All rights reserved. Reproduction in whole or in part without the express written permission of ASSA ABLOY Access and Egress Hardware Group, Inc is prohibited. Patent pending and/or patent www.assaabloydss.com/patents.

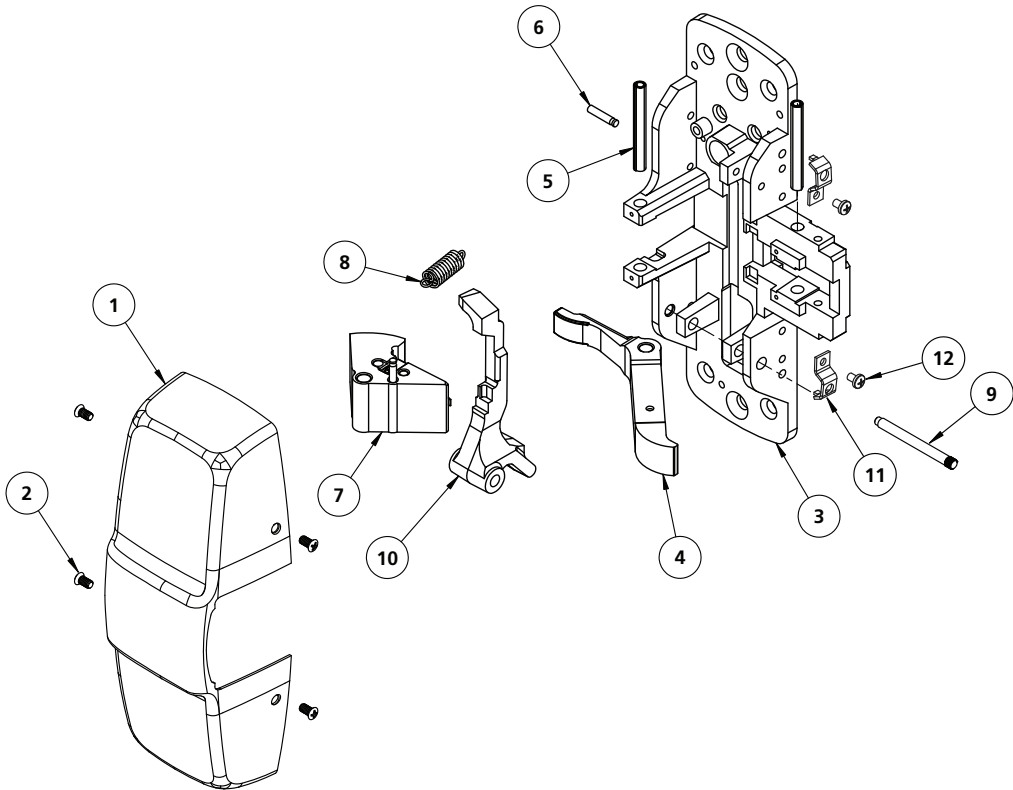
PED5210T(A)

Option	Assembly #	Description	Sellable
10T	878F63 *	LHRB Chassis Assembly	Yes
	878F64 *	RHRB Chassis Assembly	Yes

*Chassis assembly also requires cover standoff brackets (Item 11) & #8-32 x 1/4" pan head screws (Item 12), sold separately.

Item	Assembly #	Part #	Description	Qty.	Sellable
1	N/A	862F51 x fin	Chassis Cover ¹	1	Yes
2		868F18 x fin	Cover Screw Pack ¹	1	Yes
3	See chart above	—	Chassis (LHRB)	1	No
		—	Chassis (RHRB)		
4		—	Lift Arm	1	No
5		—	Spirol Pin	2	No
6		—	Groove Pin	2	No
7		—	Latch Bolt Assembly	1	No
8		—	Spring, Latch Bolt Return	1	No
9		—	Pivot Pin, Thumb Piece Lever	1	No
10		—	Thumb Piece Lever	1	No
		—	Thumb Piece Lever		
11	N/A	863F428	Cover Standoff Bracket	2	Yes
12		888F71	#8-32 x 1/4" Pan Head Screw	2	Yes
Not Shown		68-3908	Screw Pack	1	Yes
		649	Strike Pack	1	Yes

¹Specify Finish



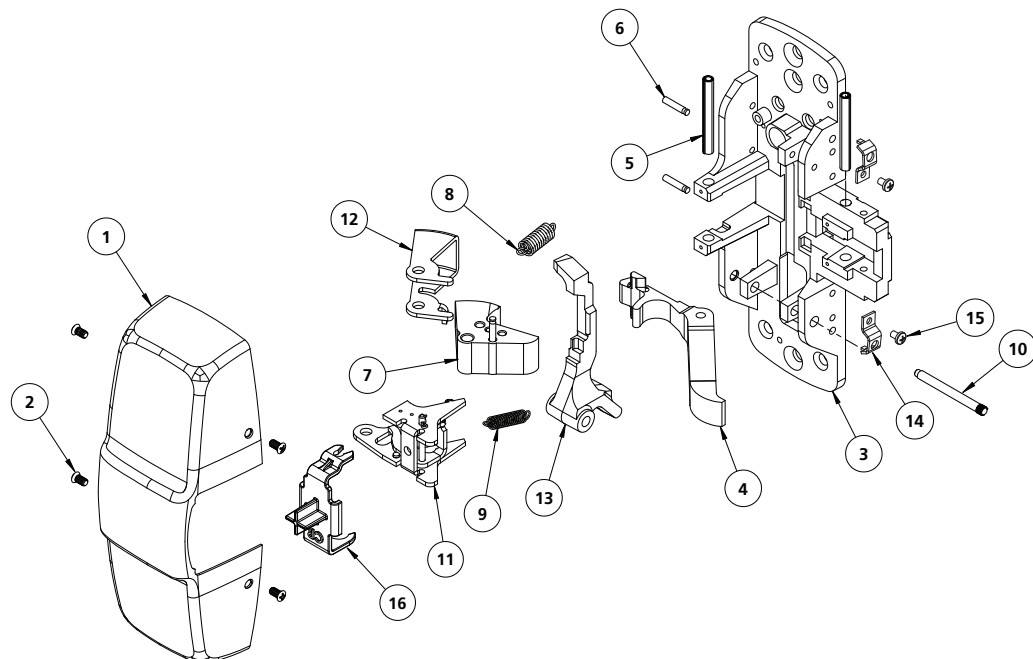
The warranty on Corbin Russwin® products becomes void if the product is modified in any way, regardless of whether the modification causes or contributes to any alleged defect. If a Corbin Russwin product is modified it may no longer meet industry certification and quality control standards applicable to the original product and is no longer a genuine Corbin Russwin product.
 Copyright © 2023, 2025, ASSA ABLOY Access and Egress Hardware Group. All rights reserved. Reproduction in whole or in part without the express written permission of ASSA ABLOY Access and Egress Hardware Group, Inc is prohibited. Patent pending and/or patent www.assaabloydss.com/patents.

PED5210T(A) M61 / GL

Function	Assembly #	Description	Sellable
(A) M61	878F87 *	LHRB Chassis Assembly	Yes
(A) GL	878F88 *	RHRB Chassis Assembly	Yes

*Chassis assembly also requires cover standoff brackets (Item 14), #8-32 x 1/4" pan head screws (Item 15), & GL Standoff Clip (Item 16) sold separately.

Item	Assembly #	Part #	Description	Qty.	Sellable
1	N/A	868F45 x fin	Chassis Cover ¹	1	Yes
2		868F18 x fin	Cover Screw Pack ¹	1	Yes
3	See chart above	—	Chassis (LHRB)	1	No
		—	Chassis (RHRB)		
4		—	Lift Arm	1	No
5		—	Spirol Pin	2	No
6		—	Groove Pin	2	No
7		—	Latch Bolt Assembly	1	No
8		—	Spring, Latch Bolt Return	1	No
9		—	Spring, Guarding	1	No
10		—	Pivot Pin, Thumb Piece Lever	1	No
11		—	Guard Bracket Assembly	1	No
12		—	Guide, Guarding	1	No
13		—	Thumb Piece Lever (LHRB)	1	No
		—	Thumb Piece Lever (RHRB)		
14	N/A	863F428	Cover Standoff Bracket	2	Yes
15		888F71	#8-32 x 1/4" Pan Head Screw	2	Yes
16		868F26	GL Standoff Clip	1	Yes
Not Shown		879F24	Screw Pack	1	Yes
		649	Strike Pack	1	Yes



The warranty on Corbin Russwin® products becomes void if the product is modified in any way, regardless of whether the modification causes or contributes to any alleged defect. If a Corbin Russwin product is modified it may no longer meet industry certification and quality control standards applicable to the original product and is no longer a genuine Corbin Russwin product.

Copyright © 2023, 2025, ASSA ABLOY Access and Egress Hardware Group. All rights reserved. Reproduction in whole or in part without the express written permission of ASSA ABLOY Access and Egress Hardware Group, Inc is prohibited. Patent pending and/or patent www.assaabloydss.com/patents.

PED5210T(A) D / M91

Option	Assembly #	Description	Sellable
10T	879F01 * (LHRB)	Chassis Assembly	Yes
	879F02 * (RHRB)		
PED5210T D	879F03 * (LHRB)		
	879F04 * (RHRB)		

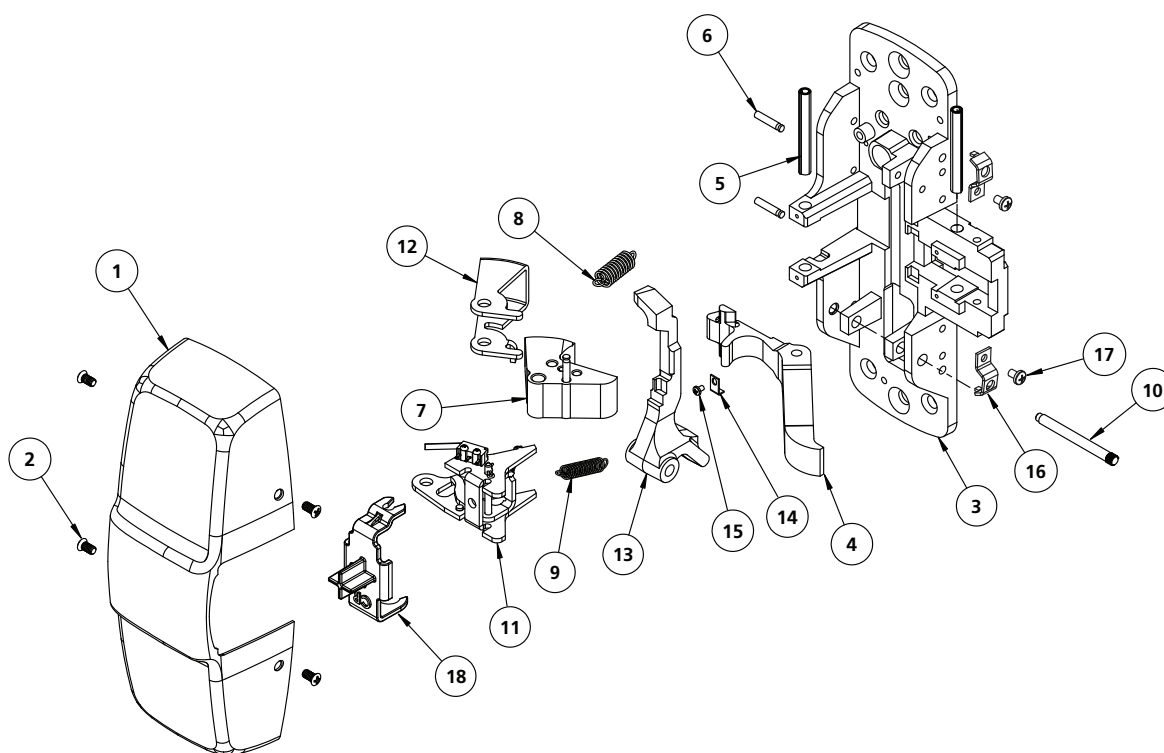
*Chassis assembly also requires cover standoff brackets (Item 16), #8-32 x 1/4" pan head screws (Item 17), & GL Standoff Clip (item 18) sold separately.

Item	Assembly #	Part #	Description	Qty.	Sellable
1	N/A	868F45 x fin	Chassis Cover ¹	1	Yes
2		868F18 x fin	Cover Screw Pack ¹	1	Yes
3	See chart above	—	Chassis (LHRB)	1	No
		—	Chassis (RHRB)		
4		—	Lift Arm	1	No
		—	Lift Arm, Delayed Egress (D)		No
5		—	Spirol Pin	2	No
6		—	Groove Pin	2	No
7		—	Latch Bolt Assembly	1	No
8		—	Spring, Latch Bolt Return	1	No
9		—	Spring, Guarding	1	No
10		—	Pivot Pin, Thumb Piece Lever	1	No
11		—	Guard Bracket & Switch Assembly	1	No
12		—	Guide, Guarding	1	No
13		—	Thumb Piece Lever (LHRB)	1	No
		—	Thumb Piece Lever (RHRB)		
14		—	Cable Clamp	1	No
15		—	Machine Screw, #2-56 x 1/8	1	No
16	N/A	863F428	Cover Standoff Bracket	2	Yes
17		888F71	#8-32 x 1/4" Pan Head Screw	2	Yes
18		868F26	GL Standoff Clip	1	Yes
Not Shown		879F24	Screw Pack	1	Yes
		649	Strike Pack	1	Yes

¹Specify Finish

Continued on the next page.

PED5210T(A) D / M91



The warranty on Corbin Russwin® products becomes void if the product is modified in any way, regardless of whether the modification causes or contributes to any alleged defect. If a Corbin Russwin product is modified it may no longer meet industry certification and quality control standards applicable to the original product and is no longer a genuine Corbin Russwin product.

Copyright © 2023, 2025, ASSA ABLOY Access and Egress Hardware Group. All rights reserved. Reproduction in whole or in part without the express written permission of ASSA ABLOY Access and Egress Hardware Group, Inc is prohibited. Patent pending and/or patent www.assaabloydss.com/patents.

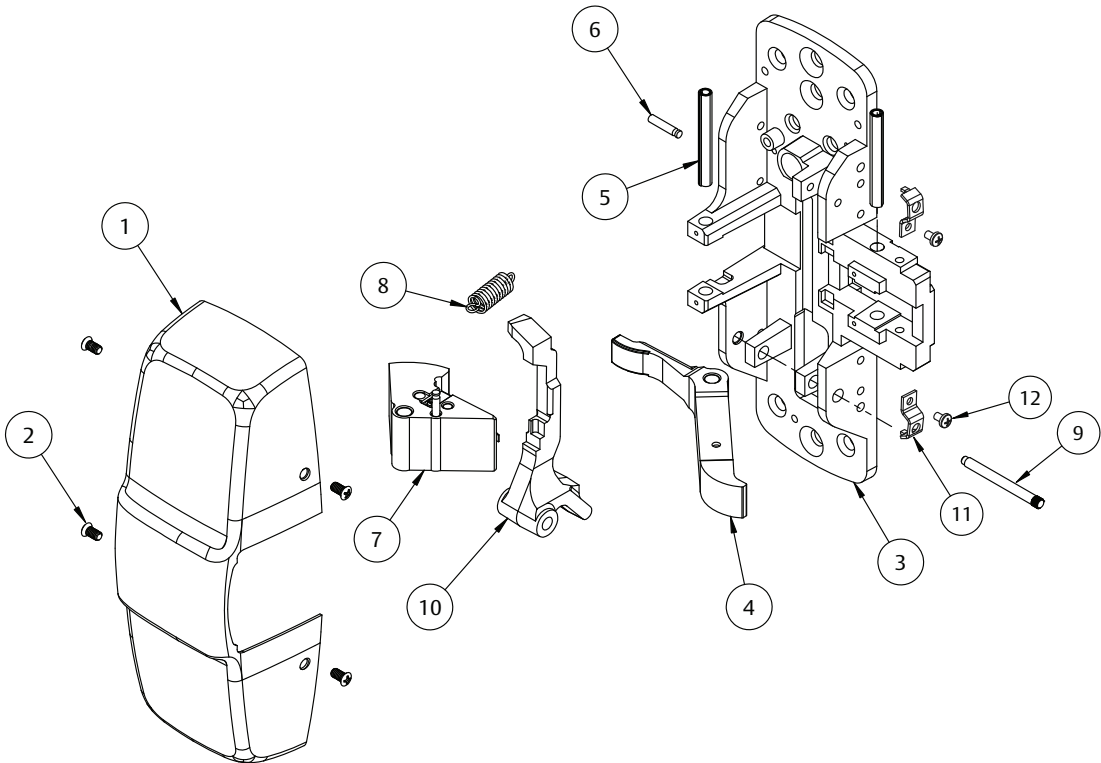
PED5210T(A) 5CH

Option	Assembly #	Description	Sellable
10T	878F65 *	LHRB Chassis Assembly	Yes
	878F66 *	RHRB Chassis Assembly	Yes

*Chassis assembly also requires cover standoff brackets (Item 11) & #8-32 x 1/4" pan head screws (Item 12), sold separately.

Item	Assembly #	Part #	Description	Qty.	Sellable
1	N/A	862F51 x fin	Chassis Cover ¹	1	Yes
2		868F18 x fin	Cover Screw Pack ¹	1	Yes
3	See chart above	—	Chassis (LHRB)	1	No
		—	Chassis (RHRB)		
4		—	Lift Arm	1	No
5		—	Spirol Pin	2	No
6		—	Groove Pin	2	No
7		—	Latch Bolt Assembly	1	No
8		—	Spring, Latch Bolt Return 5CH	1	No
9		—	Pivot Pin, Thumb Piece Lever	1	No
10		—	Thumb Piece Lever	1	No
		—	Thumb Piece Lever		
11	N/A	863F428	Cover Standoff Bracket	2	Yes
12		888F71	#8-32 x 1/4" Pan Head Screw	2	Yes
Not Shown		879F24	Screw Pack	1	Yes
		649	Strike Pack	1	Yes

¹Specify Finish



The warranty on Corbin Russwin® products becomes void if the product is modified in any way, regardless of whether the modification causes or contributes to any alleged defect. If a Corbin Russwin product is modified it may no longer meet industry certification and quality control standards applicable to the original product and is no longer a genuine Corbin Russwin product.
 Copyright © 2023, 2025, ASSA ABLOY Access and Egress Hardware Group. All rights reserved. Reproduction in whole or in part without the express written permission of ASSA ABLOY Access and Egress Hardware Group, Inc is prohibited. Patent pending and/or patent www.assaabloydss.com/patents.

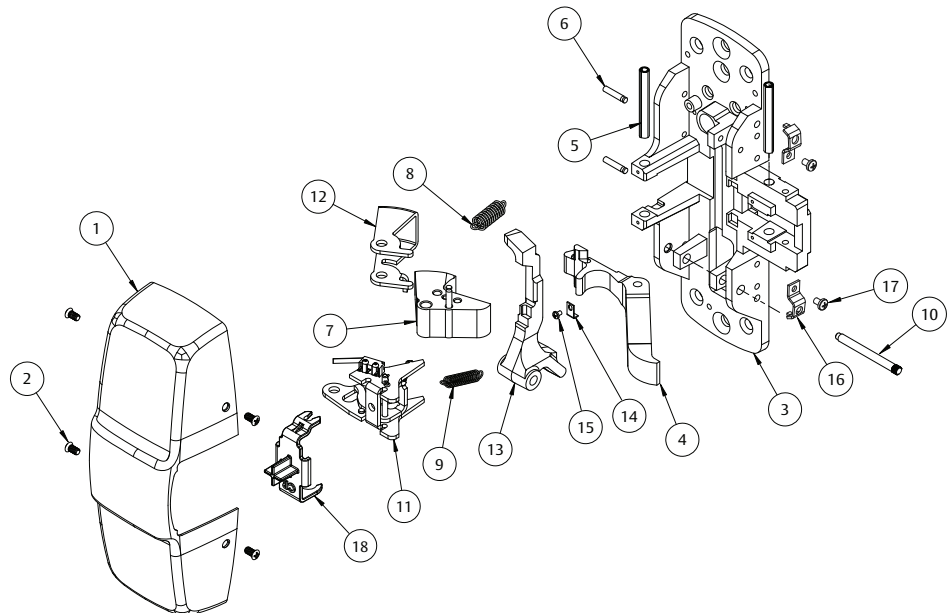
PED5210T(A) 5CH M91

Option	Assembly #	Description	Sellable
10T	878F80 *	LHRB Chassis Assembly	Yes
	878F67 *	RHRB Chassis Assembly	Yes

*Chassis assembly also requires cover standoff brackets (Item 16) & #8-32 x 1/4" pan head screws (Item 17), & GL Standoff Clip (item 18) sold separately.

Item	Assembly #	Part #	Description	Qty.	Sellable
1	N/A	868F45 x fin	Chassis Cover ¹	1	Yes
2		868F18 x fin	Cover Screw Pack ¹	1	Yes
3	See chart above	—	Chassis (LHRB)	1	No
		—	Chassis (RHRB)		
4		—	Lift Arm	1	No
5		—	Spirol Pin	2	No
6		—	Groove Pin	2	No
7		—	Latch Bolt Assembly	1	No
8		—	Spring, Latch Bolt Return (5CH)	1	No
9		—	Spring, Guarding (5CH)	1	No
10		—	Pivot Pin, Thumb Piece Lever	1	No
11		—	Guard Bracket & Switch Assembly	1	No
12		—	Guide, Guarding	1	No
13		—	Thumb Piece Lever (LHRB)	1	No
		—	Thumb Piece Lever (RHRB)		
14		—	Cable Clamp	1	No
15		—	Machine Screw, #2-56 x 1/8	1	No
16	N/A	863F428	Cover Standoff Bracket	2	Yes
17		888F71	#8-32 x 1/4" Pan Head Screw	2	Yes
18		868F26	GL Standoff Clip	1	Yes
Not Shown		879F24	Screw Pack	1	Yes
		649	Strike Pack	1	Yes

¹Specify Finish



The warranty on Corbin Russwin® products becomes void if the product is modified in any way, regardless of whether the modification causes or contributes to any alleged defect. If a Corbin Russwin product is modified it may no longer meet industry certification and quality control standards applicable to the original product and is no longer a genuine Corbin Russwin product.

Copyright © 2023, 2025, ASSA ABLOY Access and Egress Hardware Group. All rights reserved. Reproduction in whole or in part without the express written permission of ASSA ABLOY Access and Egress Hardware Group, Inc is prohibited. Patent pending and/or patent www.assaabloydss.com/patents.

PED5255T(A)

Option	Assembly #	Description	Sellable
55T	878F69 *	LHRB Chassis Assembly	Yes
	878F70 *	RHRB Chassis Assembly	Yes

*Chassis assembly also requires cover standoff brackets (Item 17) & #8-32 x 1/4" pan head screws (Item 18), sold separately.

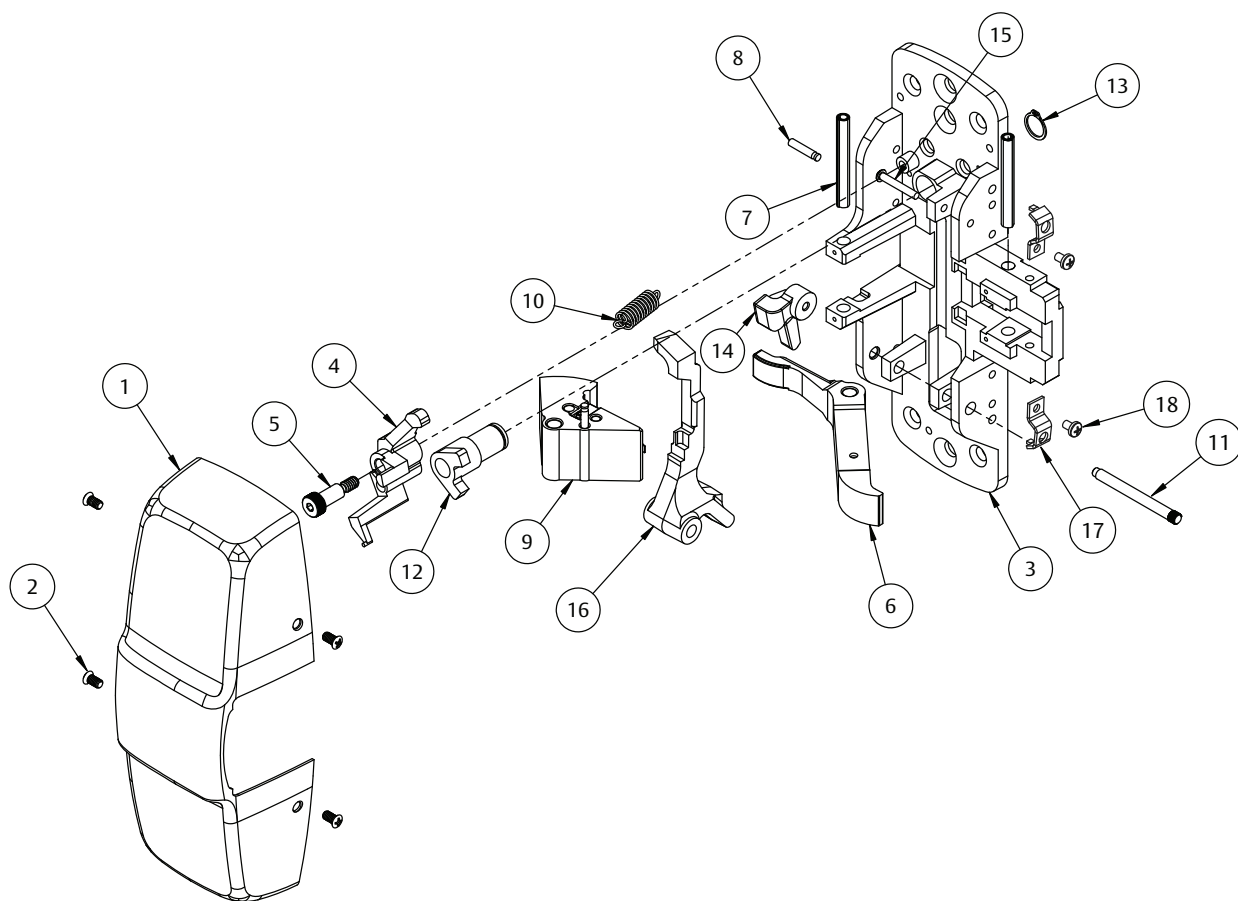
Item	Assembly #	Part #	Description	Qty.	Sellable
1	N/A	862F51 x fin	Chassis Cove ¹	1	Yes
2		868F18 x fin	Cover Screw Pack ¹	1	Yes
3	See chart above	—	Chassis (LHRB)	1	No
		—	Chassis (RHRB)		
4		—	Locking Lever Subassembly (LHRB)	1	No
		—	Locking Lever Subassembly (RHRB)		
5		—	Shoulder Screw	1	No
6		—	Lift Arm	1	No
7		—	Spirol Pin	2	No
8		—	Groove Pin	2	No
9		—	Latch Bolt Assembly	1	No
10		—	Spring, Latch Bolt Return	1	No
11		—	Pivot Pin, Thumb Piece Lever	1	No
12		—	Outside Cylinder Hub	1	No
13		—	Retaining Ring	1	No
14		—	Latch Bolt Lift Lever (LHRB)	1	No
		—	Latch Bolt Lift Lever (RHRB)		
15		—	Pivot Pin, Latch Bolt Lift Lever	1	No
16		—	Thumb Piece Lever (LHRB)	1	No
		—	Thumb Piece Lever (RHRB)		
17	N/A	863F428	Cover Standoff Bracket	2	Yes
18		888F71	#8-32 x 1/4" Pan Head Screw	2	Yes
Not		879F24	Screw Pack	1	Yes
Shown		649	Strike Pack	1	Yes

¹Specify Finish

Continued on the next page.

The warranty on Corbin Russwin® products becomes void if the product is modified in any way, regardless of whether the modification causes or contributes to any alleged defect. If a Corbin Russwin product is modified it may no longer meet industry certification and quality control standards applicable to the original product and is no longer a genuine Corbin Russwin product.

Copyright © 2023, 2025, ASSA ABLOY Access and Egress Hardware Group. All rights reserved. Reproduction in whole or in part without the express written permission of ASSA ABLOY Access and Egress Hardware Group, Inc is prohibited. Patent pending and/or patent www.assaabloydss.com/patents.

PED5255T(A)

The warranty on Corbin Russwin® products becomes void if the product is modified in any way, regardless of whether the modification causes or contributes to any alleged defect. If a Corbin Russwin product is modified it may no longer meet industry certification and quality control standards applicable to the original product and is no longer a genuine Corbin Russwin product.

Copyright © 2023, 2025, ASSA ABLOY Access and Egress Hardware Group. All rights reserved. Reproduction in whole or in part without the express written permission of ASSA ABLOY Access and Egress Hardware Group, Inc is prohibited. Patent pending and/or patent www.assaabloydss.com/patents.

PED5255T(A) D / M91

Option	Assembly #	Description	Sellable
55T	879F05 * (LHRB)	Chassis Assembly	Yes
	879F06 * (RHRB)		
PED5255T D	879F07 * (LHRB)		
	879F08 * (RHRB)		

*Chassis assembly also requires cover standoff brackets (Item 20) & #8-32 x 1/4" pan head screws (Item 21), sold separately. and GL Standoff Clip (item 22) sold separately.

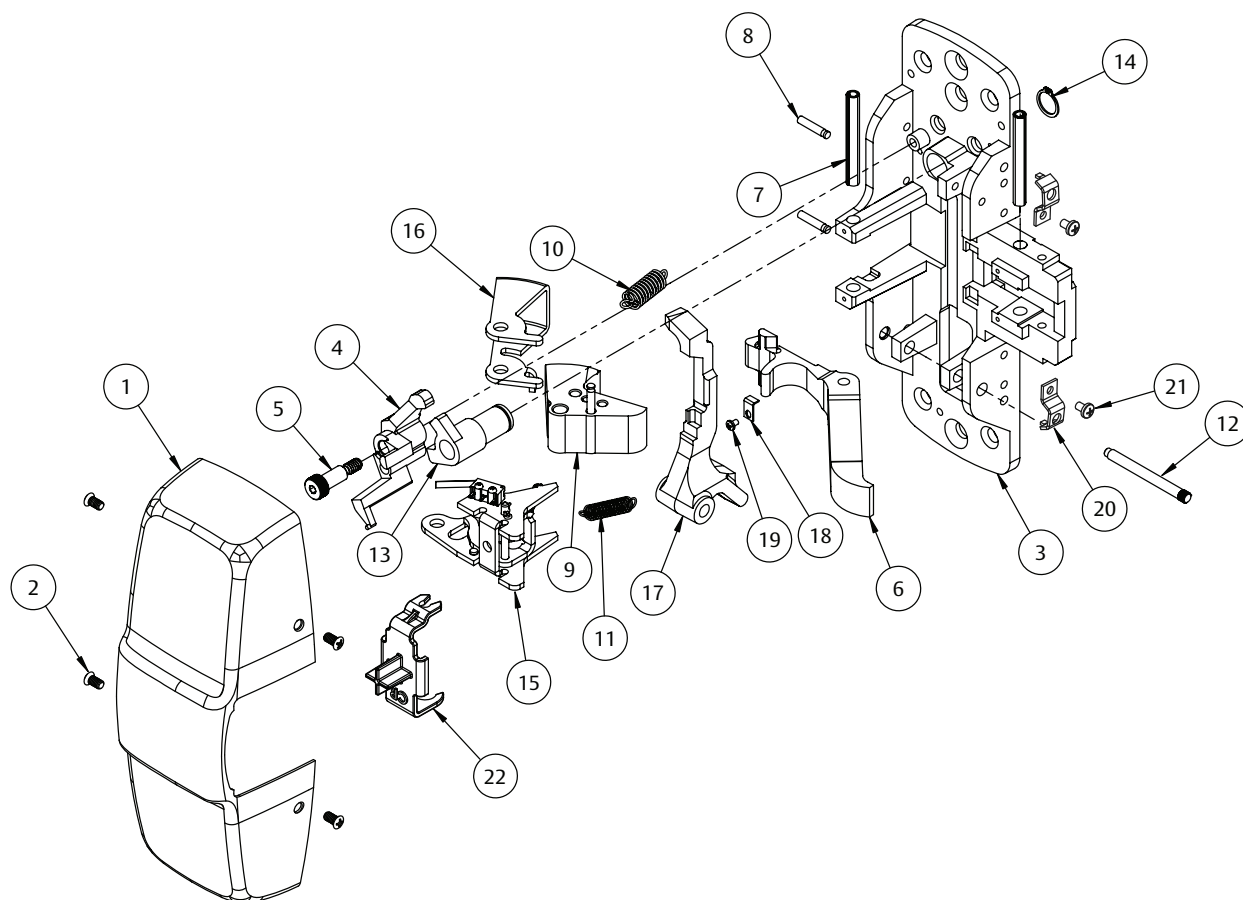
Item	Assembly #	Part #	Description	Qty	Sellable
1	N/A	868F45 x Fin	Chassis Cover ¹	1	Yes
2		868F18 x Fin	Cover Screw Pack ¹	1	Yes
3	See chart above	—	Chassis (LHRB)	1	No
		—	Chassis (RHRB)		
4		—	Locking Lever Subassembly (LHRB)	1	No
		—	Locking Lever Subassembly (RHRB)		
5		—	Shoulder Screw	1	No
6		—	Lift Arm	1	No
		—	Lift Arm, Delayed Egress (D) (guarded)		No
7		—	Spirol Pin	2	No
8		—	Groove Pin	2	No
9		—	Latch Bolt Assembly, Guarded	1	No
10		—	Spring, Latch Bolt Return	1	No
11		—	Spring, Guarding	1	No
12		—	Pivot Pin, Thumb Piece Lever	1	No
13		—	Outside Cylinder Hub	1	No
14		—	Retaining Ring	1	No
15		—	Latch Bolt Lift Lever (LHRB)	1	No
		—	Latch Bolt Lift Lever (RHRB)		
16		—	Pivot Pin, Latch Bolt Lift Lever	1	No
17		—	Thumb Piece Lever (LHRB)	1	No
		—	Thumb Piece Lever (RHRB)		
18		—	Cable Clamp	1	No
19		—	Machine Screw, #2-56 x 1/8	1	No
20	N/A	863F428	Cover Standoff Bracket	2	Yes
21		888F71	#8-32 x 1/4" Pan Head Screw	2	Yes
22		868F26	GL Standoff Clip	1	Yes
Not Shown		879F24	Screw Pack	1	Yes
		649	Strike Pack	1	Yes

¹Specify Finish

Continued on the next page.

The warranty on Corbin Russwin® products becomes void if the product is modified in any way, regardless of whether the modification causes or contributes to any alleged defect. If a Corbin Russwin product is modified it may no longer meet industry certification and quality control standards applicable to the original product and is no longer a genuine Corbin Russwin product.
 Copyright © 2023, 2025, ASSA ABLOY Access and Egress Hardware Group. All rights reserved. Reproduction in whole or in part without the express written permission of ASSA ABLOY Access and Egress Hardware Group, Inc is prohibited. Patent pending and/or patent www.assaabloyds.com/patents.

PED5255T(A) D / M91



The warranty on Corbin Russwin® products becomes void if the product is modified in any way, regardless of whether the modification causes or contributes to any alleged defect. If a Corbin Russwin product is modified it may no longer meet industry certification and quality control standards applicable to the original product and is no longer a genuine Corbin Russwin product.

Copyright © 2023, 2025, ASSA ABLOY Access and Egress Hardware Group. All rights reserved. Reproduction in whole or in part without the express written permission of ASSA ABLOY Access and Egress Hardware Group, Inc is prohibited. Patent pending and/or patent www.assaabloydss.com/patents.

PED5255T(A) M61 / GL

Option	Assembly #	Description	Sellable
PED5255T M61 / GL	878F89 *	LHRB Chassis Assembly	Yes
	878F90 *	RHRB Chassis Assembly	Yes

*Chassis assembly also requires cover standoff brackets (Item 18), #8-32 x 1/4" pan head screws (Item 19), & GL Standoff Clip (item 20) sold separately.

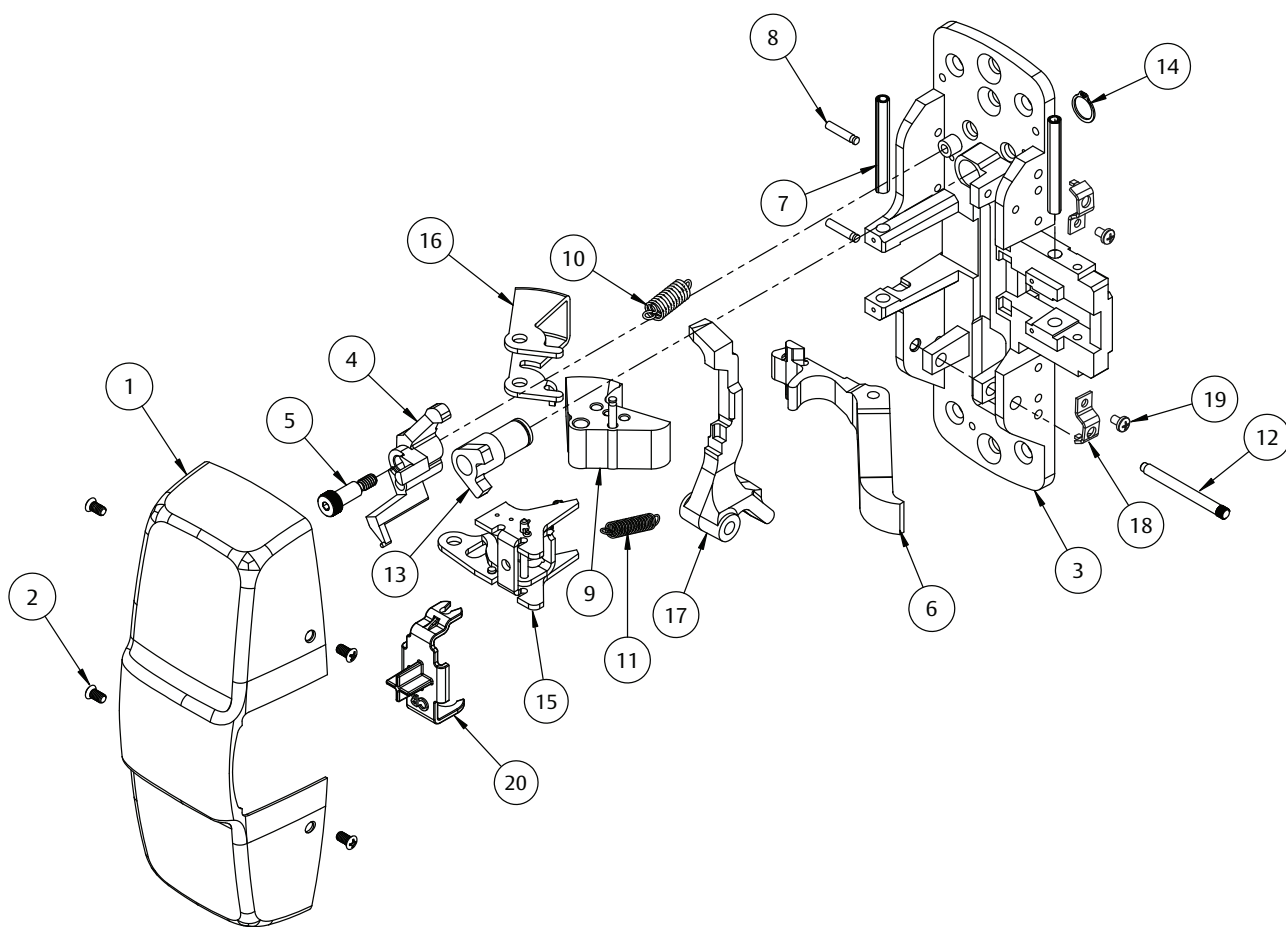
Item	Assembly #	Part #	Description	Qty.	Sellable
1	N/A	868F45 x fin	Chassis Cover ¹	1	Yes
2		868F18 x fin	Cover Screw Pack ¹	1	Yes
3	See chart above	—	Chassis (LHRB)	1	No
		—	Chassis (RHRB)		
4		—	Locking Lever Subassembly (LHRB)	1	No
		—	Locking Lever Subassembly (RHRB)		
5		—	Shoulder Screw	1	No
6		—	Lift Arm	1	No
7		—	Spirol Pin	2	No
8		—	Groove Pin	2	No
9		—	Latch Bolt Assembly, Guarded	1	No
10		—	Spring, Latch Bolt Return	1	No
11		—	Spring, Guarding	1	No
12		—	Pivot Pin, Thumb Piece Lever	1	No
13		—	Outside Cylinder Hub	1	No
14		—	Retaining Ring	1	No
15		—	Guard Bracket Assembly	1	No
16		—	Guide, Guarding	1	No
17		—	Thumb Piece Lever (LHRB)	1	No
		—	Thumb Piece Lever (RHRB)		
18	N/A	863F428	Cover Standoff Bracket	2	Yes
19		888F71	#8-32 x 1/4" Pan Head Screw	2	Yes
20		868F26	GL Standoff Clip	1	Yes
Not Shown		879F24	Screw Pack	1	Yes
		649	Strike Pack	1	Yes

¹Specify Finish

Continued on the next page.

The warranty on Corbin Russwin® products becomes void if the product is modified in any way, regardless of whether the modification causes or contributes to any alleged defect. If a Corbin Russwin product is modified it may no longer meet industry certification and quality control standards applicable to the original product and is no longer a genuine Corbin Russwin product.
 Copyright © 2023, 2025, ASSA ABLOY Access and Egress Hardware Group. All rights reserved. Reproduction in whole or in part without the express written permission of ASSA ABLOY Access and Egress Hardware Group, Inc is prohibited. Patent pending and/or patent www.assaabloydss.com/patents.

PED5255T(A) M61 / GL



The warranty on Corbin Russwin® products becomes void if the product is modified in any way, regardless of whether the modification causes or contributes to any alleged defect. If a Corbin Russwin product is modified it may no longer meet industry certification and quality control standards applicable to the original product and is no longer a genuine Corbin Russwin product.

Copyright © 2023, 2025, ASSA ABLOY Access and Egress Hardware Group. All rights reserved. Reproduction in whole or in part without the express written permission of ASSA ABLOY Access and Egress Hardware Group, Inc is prohibited. Patent pending and/or patent www.assaabloydss.com/patents.

PED5255T(A) 5CH

Option	Assembly #	Description	Sellable
55T	878F71 *	LHRB Chassis Assembly	Yes
	878F72 *	RHRB Chassis Assembly	Yes

*Chassis assembly also requires cover standoff brackets (Item 17) & #8-32 x 1/4" pan head screws (Item 18), sold separately.

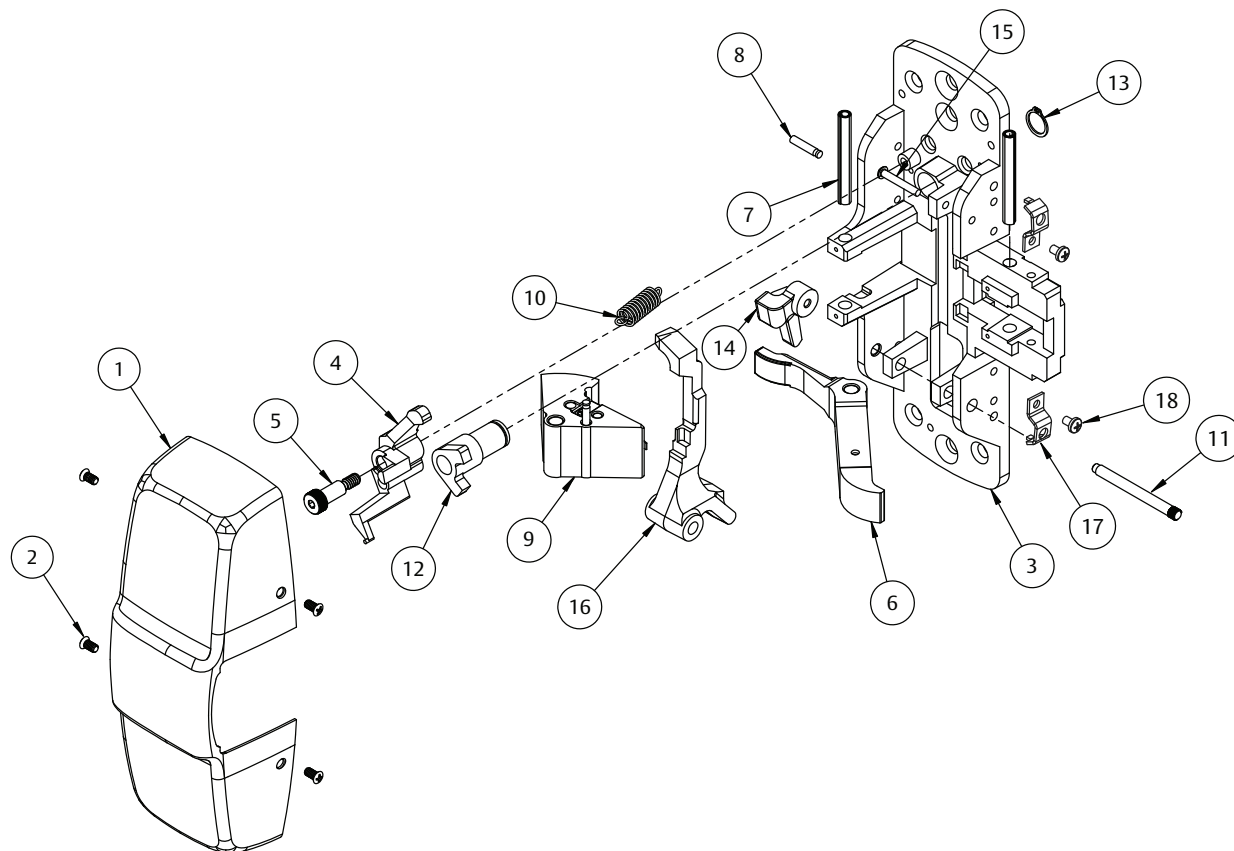
Item	Assembly #	Part #	Description	Qty.	Sellable
1	N/A	862F51 x fin	Chassis Cover ¹	1	Yes
2		868F18 x fin	Cover Screw Pack ¹	1	Yes
3	See chart above	—	Chassis (LHRB)	1	No
		—	Chassis (RHRB)		
4		—	Locking Lever Subassembly (LHRB)	1	No
		—	Locking Lever Subassembly (RHRB)		
5		—	Shoulder Screw	1	No
6		—	Lift Arm	1	No
7		—	Spirol Pin	1	No
8		—	Groove Pin	1	No
9		—	Latch Bolt Assembly	1	No
10		—	Spring, Latch Bolt Return 5CH	1	No
11		—	Pivot Pin, Thumb Piece Lever	1	No
12		—	Outside Cylinder Hub	1	No
13		—	Retaining Ring	1	No
14		—	Latch Bolt Lift Lever (LHRB)	1	No
		—	Latch Bolt Lift Lever (RHRB)		
15		—	Pivot Pin, Latch Bolt Lift Lever	1	No
16		—	Thumb Piece Lever (LHRB)	1	No
		—	Thumb Piece Lever (RHRB)		
17	N/A	863F428	Cover Standoff Bracket	2	Yes
18		888F71	#8-32 x 1/4" Pan Head Screw	2	Yes
Not Shown		879F24	Screw Pack	1	Yes
		649	Strike Pack	1	Yes

¹Specify Finish

Continued on the next page.

The warranty on Corbin Russwin® products becomes void if the product is modified in any way, regardless of whether the modification causes or contributes to any alleged defect. If a Corbin Russwin product is modified it may no longer meet industry certification and quality control standards applicable to the original product and is no longer a genuine Corbin Russwin product.

Copyright © 2023, 2025, ASSA ABLOY Access and Egress Hardware Group. All rights reserved. Reproduction in whole or in part without the express written permission of ASSA ABLOY Access and Egress Hardware Group, Inc is prohibited. Patent pending and/or patent www.assaabloydss.com/patents.

PED5255T(A) 5CH

The warranty on Corbin Russwin® products becomes void if the product is modified in any way, regardless of whether the modification causes or contributes to any alleged defect. If a Corbin Russwin product is modified it may no longer meet industry certification and quality control standards applicable to the original product and is no longer a genuine Corbin Russwin product.

Copyright © 2023, 2025, ASSA ABLOY Access and Egress Hardware Group. All rights reserved. Reproduction in whole or in part without the express written permission of ASSA ABLOY Access and Egress Hardware Group, Inc is prohibited. Patent pending and/or patent www.assaabloydss.com/patents.

PED5255T(A) 5CH M91

Option	Assembly #	Description	Sellable
55T	878F73 *	LHRB Chassis Assembly	Yes
	878F74 *	RHRB Chassis Assembly	Yes

*Chassis assembly also requires cover standoff brackets (Item 20), #8-32 x 1/4" pan head screws (Item 21), & GL Standoff Clip (item 22) sold separately.

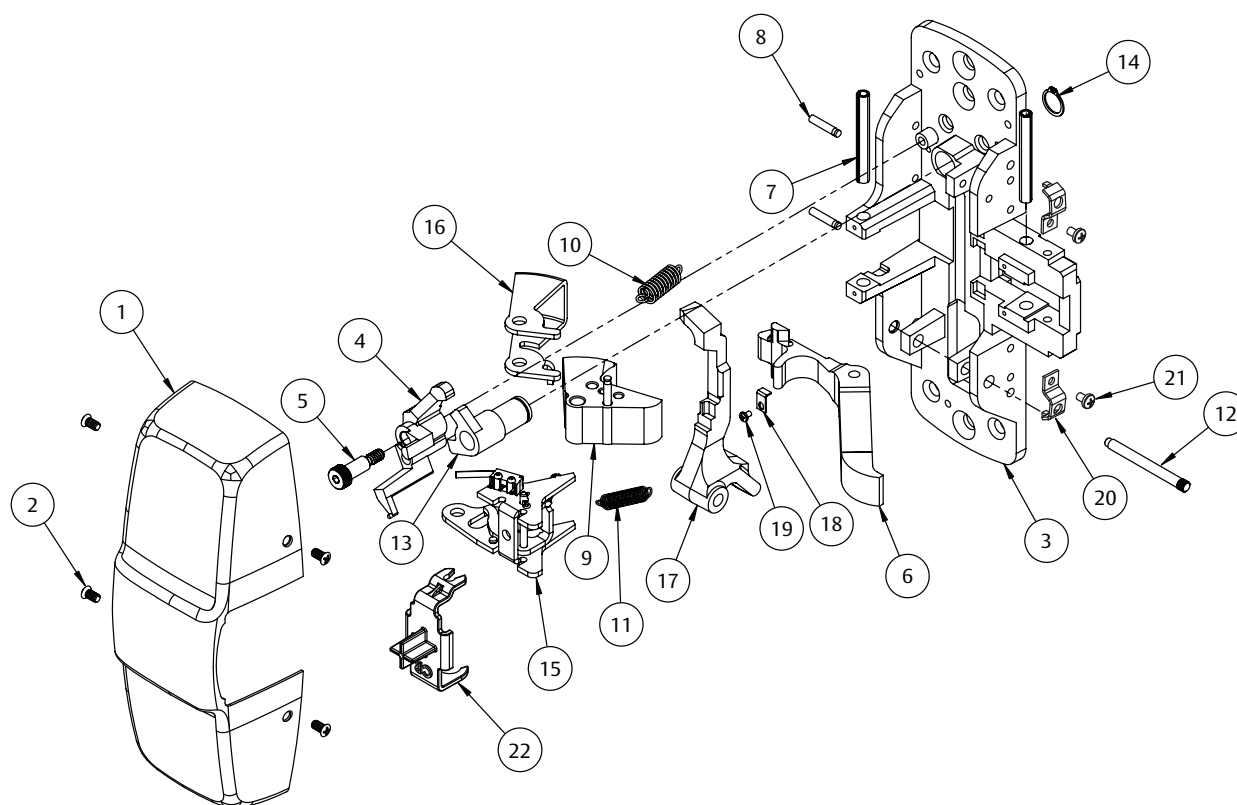
Item	Assembly #	Part #	Description	Qty.	Sellable
1	N/A	862F51 x fin	Chassis Cover ¹	1	Yes
2		868F18 x fin	Cover Screw Pack ¹	1	Yes
3	See chart above	—	Chassis (LHRB)	1	No
		—	Chassis (RHRB)		
4		—	Locking Lever Subassembly (LHRB)	1	No
		—	Locking Lever Subassembly (RHRB)		
5		—	Shoulder Screw	1	No
6		—	Lift Arm	1	No
7		—	Spirol Pin	2	No
8		—	Groove Pin	2	No
9		—	Latch Bolt Assembly, Guarded	1	No
10		—	Spring, Latch Bolt Return (5CH)	1	No
11		—	Spring, Guarding (5CH)	1	No
12		—	Pivot Pin, Thumb Piece Lever	1	No
13		—	Outside Cylinder Hub	1	No
14		—	Retaining Ring	1	No
15		—	Guard Bracket & Switch Assembly	1	No
16		—	Guide, Guarding	1	No
17		—	Thumb Piece Lever (LHRB)	1	No
		—	Thumb Piece Lever (RHRB)		
18		—	Cable Clamp	1	No
19		—	Machine Screw, #2-56 x 1/8	1	No
20	N/A	863F428	Cover Standoff Bracket	2	Yes
21		888F71	#8-32 x 1/4" Pan Head Screw	2	Yes
22		868F26	GL Standoff Clip	1	Yes
Not Shown		879F24	Screw Pack	1	Yes
		649	Strike Pack	1	Yes

¹Specify Finish

Continued on the next page.

The warranty on Corbin Russwin® products becomes void if the product is modified in any way, regardless of whether the modification causes or contributes to any alleged defect. If a Corbin Russwin product is modified it may no longer meet industry certification and quality control standards applicable to the original product and is no longer a genuine Corbin Russwin product.
 Copyright © 2023, 2025, ASSA ABLOY Access and Egress Hardware Group. All rights reserved. Reproduction in whole or in part without the express written permission of ASSA ABLOY Access and Egress Hardware Group, Inc is prohibited. Patent pending and/or patent www.assaabloydss.com/patents.

PED5255T(A) 5CH M91



The warranty on Corbin Russwin® products becomes void if the product is modified in any way, regardless of whether the modification causes or contributes to any alleged defect. If a Corbin Russwin product is modified it may no longer meet industry certification and quality control standards applicable to the original product and is no longer a genuine Corbin Russwin product.

Copyright © 2023, 2025, ASSA ABLOY Access and Egress Hardware Group. All rights reserved. Reproduction in whole or in part without the express written permission of ASSA ABLOY Access and Egress Hardware Group, Inc is prohibited. Patent pending and/or patent www.assaabloydss.com/patents.

PED5242T(A)

Option	Assembly #	Description	Sellable
42T	878F75 *	LHRB Chassis Assembly	Yes
	878F76 *	RHRB Chassis Assembly	Yes

*Chassis assembly also requires cover standoff brackets (Item 24) & #8-32 x 1/4" pan head screws (Item 25) sold separately.

Item	Assembly #	Part #	Description	Qty.	Sellable
1	N/A	862F53 x fin	Chassis Cover (LHRB) ¹	1	Yes
		862F54 x fin	Chassis Cover (RHRB) ¹		
2		868F18 x fin	Cover Screw Pack ¹	1	Yes
3	See chart above	—	Chassis (LHRB)	1	No
		—	Chassis (RHRB)		
4		—	Locking Lever Subassembly (LHRB)	1	No
		—	Locking Lever Subassembly (RHRB)		
5		—	Shoulder Screw	1	No
6		—	Lift Arm	1	No
7		—	Spirol Pin	2	No
8		—	Groove Pin	2	No
9		—	Latch Bolt Assembly	1	No
10		—	Spring, Latch Bolt Return	1	No
11		—	Pivot Pin, Knob Lever	1	No
12		—	Outside Cylinder Hub	1	No
13		—	Retaining Ring	2	No
14		—	Latch Bolt Lift Lever (LHRB)	1	No
		—	Latch Bolt Lift Lever (RHRB)		
15		—	Pivot Pin, Latch Bolt Lift Lever	2	No
16		—	Inside Cylinder Support	2	No
17		—	Set Screw #8-32 x 1/4 Cup Point	1	No
18		—	Machine Screw, #8-32 X 7/16	2	No
19		—	Thumb Piece Lever (LHRB)	1	No
		—	Thumb Piece Lever (RHRB)		
20		—	Cylinder Cam Adapter	1	No
21	N/A	869F61 x fin	Blocking Ring ¹	1	Yes
22		879F24	Screw Pack	1	Yes
23		—	Cylinder ^{1,2}	1	Yes
24		863F428	Cover Standoff Bracket	2	Yes
25		888F71	#8-32 x 1/4" Pan Head Screw	2	Yes
Not Shown		649	Strike Pack	1	Yes

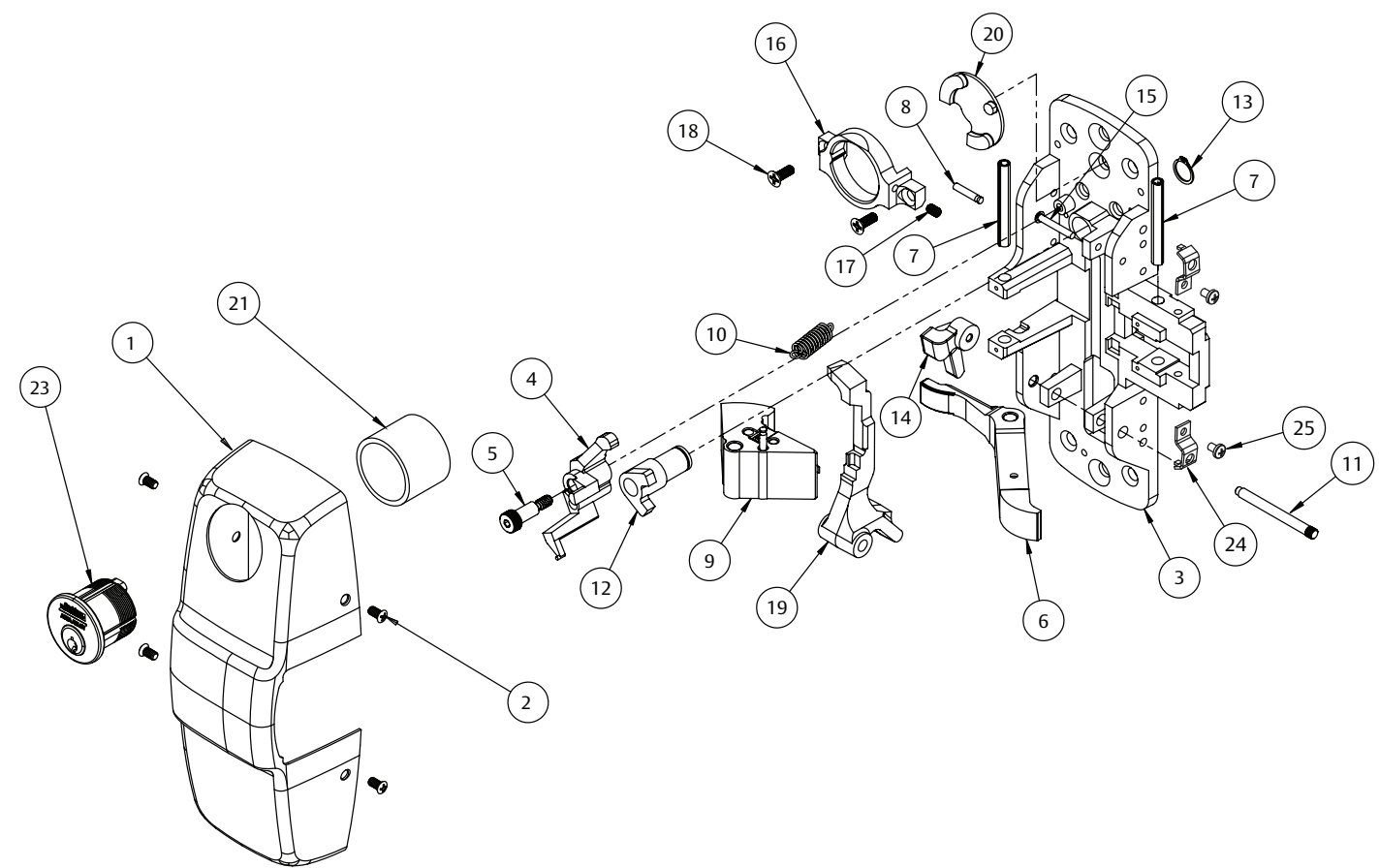
¹Specify Finish

²Specify 112 length mortise cylinder by keying requirements

Continued on the next page.

The warranty on Corbin Russwin® products becomes void if the product is modified in any way, regardless of whether the modification causes or contributes to any alleged defect. If a Corbin Russwin product is modified it may no longer meet industry certification and quality control standards applicable to the original product and is no longer a genuine Corbin Russwin product.
Copyright © 2023, 2025, ASSA ABLOY Access and Egress Hardware Group. All rights reserved. Reproduction in whole or in part without the express written permission of ASSA ABLOY Access and Egress Hardware Group, Inc is prohibited. Patent pending and/or patent www.assaabloydss.com/patents.

PED5242T(A)



The warranty on Corbin Russwin® products becomes void if the product is modified in any way, regardless of whether the modification causes or contributes to any alleged defect. If a Corbin Russwin product is modified it may no longer meet industry certification and quality control standards applicable to the original product and is no longer a genuine Corbin Russwin product.

Copyright © 2023, 2025, ASSA ABLOY Access and Egress Hardware Group. All rights reserved. Reproduction in whole or in part without the express written permission of ASSA ABLOY Access and Egress Hardware Group, Inc is prohibited. Patent pending and/or patent www.assaabloydss.com/patents.

PED5242T(A) M61 / GL

Option	Assembly #	Description	Sellable
PED5242T (A) M61 / GL	878F91 *	LHRB Chassis Assembly	Yes
	878F92 *	RHRB Chassis Assembly	Yes

*Chassis assembly also requires cover standoff brackets (Item 27), #8-32 x 1/4" pan head screws (Item 28) & GL Standoff Clip (item 29) sold separately.

Item	Assembly #	Part #	Description	Qty.	Sellable
1	N/A	868F46 x fin	Chassis Cover (LHRB) ¹	1	Yes
		868F47 x fin	Chassis Cover (RHRB) ¹		
2		868F18 x fin	Cover Screw Pack ¹	1	Yes
3	See chart above	—	Chassis (LHRB)	1	No
		—	Chassis (RHRB)		
4		—	Locking Lever Subassembly (LHRB)	1	No
		—	Locking Lever Subassembly (RHRB)		
5		—	Shoulder Screw	1	No
6		—	Lift Arm	1	No
7		—	Spirol Pin	2	No
8		—	Groove Pin	2	No
9		—	Latch Bolt Assembly	1	No
10		—	Spring, Latch Bolt Return	1	No
11		—	Spring, Guarding	1	No
12		—	Pivot Pin, Knob Lever	1	No
13		—	Outside Cylinder Hub	1	No
14		—	Retaining Ring	2	No
15		—	Guard Bracket Assembly	1	No
16		—	Guide, Guarding	1	No
17		—	Latch Bolt Lift Lever (LHRB)	1	No
		—	Latch Bolt Lift Lever (RHRB)		
18		—	Pivot Pin, Latch Bolt Lift Lever	2	No
19		—	Inside Cylinder Support	2	No
20		—	Set Screw #8-32 x 1/4 Cup Point	1	No
21		—	Machine Screw, #8-32 X 7/16	2	No
22		—	Thumb Piece Lever (LHRB)	1	No
		—	Thumb Piece Lever (RHRB)		
23		—	Cylinder Cam Adapter	1	No
24	N/A	869F61 x fin	Blocking Ring ¹	1	Yes
25		879F24	Screw Pack	1	Yes
26		—	Cylinder ^{1,2}	1	Yes
27		863F428	Cover Standoff Bracket	2	Yes
28		888F71	#8-32 x 1/4" Pan Head Screw	2	Yes
29		868F26	GL Standoff Clip	1	Yes
Not Shown		649	Strike Pack ¹	1	Yes

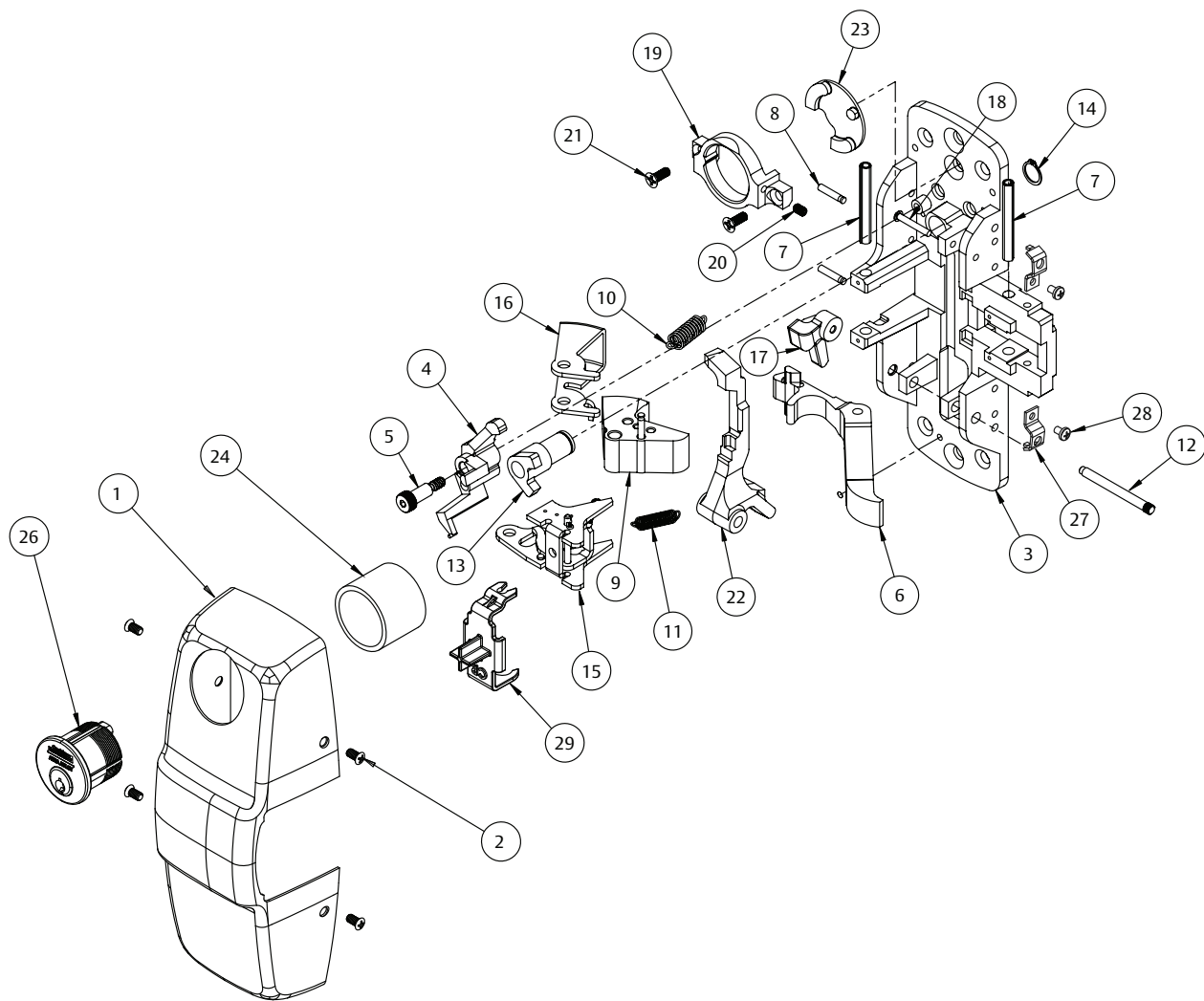
¹Specify Finish

²Specify 112 length mortise cylinder by keying requirements

Continued on the next page.

The warranty on Corbin Russwin® products becomes void if the product is modified in any way, regardless of whether the modification causes or contributes to any alleged defect. If a Corbin Russwin product is modified it may no longer meet industry certification and quality control standards applicable to the original product and is no longer a genuine Corbin Russwin product.
Copyright © 2023, 2025, ASSA ABLOY Access and Egress Hardware Group. All rights reserved. Reproduction in whole or in part without the express written permission of ASSA ABLOY Access and Egress Hardware Group, Inc is prohibited. Patent pending and/or patent www.assaabloydss.com/patents.

PED5242T(A) M61 / GL



The warranty on Corbin Russwin® products becomes void if the product is modified in any way, regardless of whether the modification causes or contributes to any alleged defect. If a Corbin Russwin product is modified it may no longer meet industry certification and quality control standards applicable to the original product and is no longer a genuine Corbin Russwin product.

Copyright © 2023, 2025, ASSA ABLOY Access and Egress Hardware Group. All rights reserved. Reproduction in whole or in part without the express written permission of ASSA ABLOY Access and Egress Hardware Group, Inc is prohibited. Patent pending and/or patent www.assaabloydss.com/patents.

PED5242T(A) D / M91

Option	Assembly #	Description	Sellable
42T	879F09 * (LHRB)	Chassis Assembly	Yes
	879F10 * (RHRB)		
PED5242T (A) D	879F11 * (LHRB)		
	879F12 * (RHRB)		

*Chassis assembly also requires cover standoff brackets (Item 29), #8-32 x 1/4" pan head screws (Item 30) & GL Standoff Clip (item 31) sold separately.

Item	Assembly #	Part #	Description	Qty.	Sellable
1	N/A	868F46 x fin	Chassis Cover (LHRB) ¹	1	Yes
		868F47 x fin	Chassis Cover (RHRB) ¹		
2		868F18 x fin	Cover Screw Pack ¹	1	Yes
3	See chart above	—	Chassis (LHRB)	1	No
		—	Chassis (RHRB)		
4		—	Locking Lever Subassembly (LHRB)	1	No
		—	Locking Lever Subassembly (RHRB)		
5		—	Shoulder Screw	1	No
6		—	Lift Arm	1	No
		—	Lift Arm, Delayed Egress (D) (guarded)		No
7		—	Spirol Pin	2	No
8		—	Groove Pin	2	No
9		—	Latch Bolt Assembly	1	No
10		—	Spring, Latch Bolt Return	1	No
11		—	Spring, Guarding	1	No
12		—	Pivot Pin, Knob Lever	1	No
13		—	Outside Cylinder Hub	1	No
14		—	Retaining Ring	2	No
15		—	Guard Bracket & Switch Assembly	1	No
16		—	Guide, Guarding	1	No
17		—	Latch Bolt Lift Lever (LHRB)	1	No
		—	Latch Bolt Lift Lever (RHRB)		
18		—	Pivot Pin, Latch Bolt Lift Lever	2	No
19		—	Inside Cylinder Support	2	No
20		—	Set Screw #8-32 x 1/4 Cup Point	1	No
21		—	Machine Screw, #8-32 X 7/16	2	No
22		—	Thumb Piece Lever (LHRB)	1	No
		—	Thumb Piece Lever (RHRB)		
23		—	Cylinder Cam Adapter	1	No
24		—	Cable Clamp	1	No
25		—	Machine Screw, #2-56 x 1/8	1	No
26	N/A	869F61 x fin	Blocking Ring ¹	1	Yes
27		879F24	Screw Pack	1	Yes
28		—	Cylinder ^{1,2}	1	Yes
29		863F428	Cover Standoff Bracket	2	Yes
30		888F71	#8-32 x 1/4" Pan Head Screw	2	Yes
31		868F26	GL Standoff Clip	1	Yes
Not Shown		649	Strike Pack	1	Yes

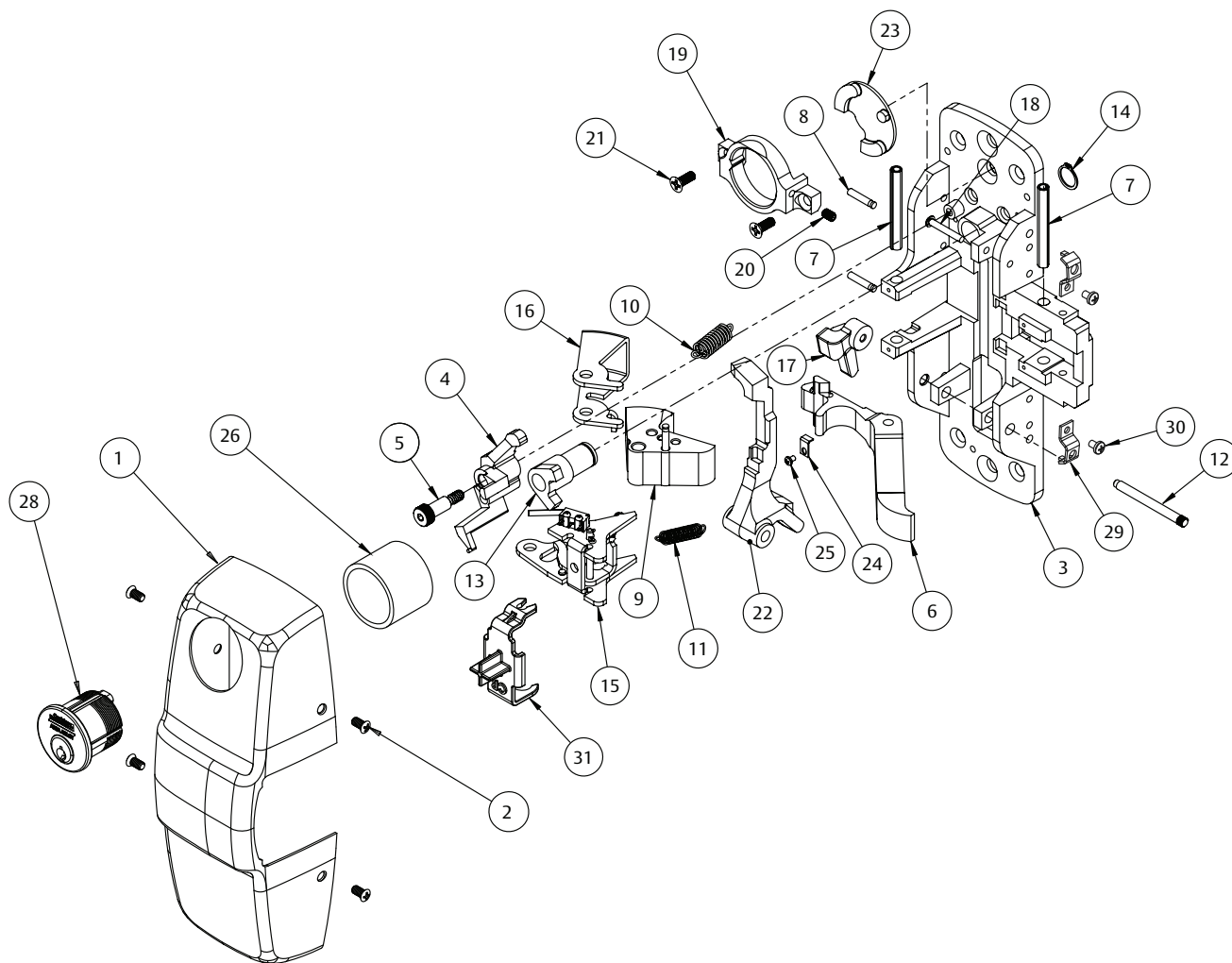
¹Specify Finish
²Specify 112 length mortise cylinder by keying requirements

Continued on the next page.

The warranty on Corbin Russwin® products becomes void if the product is modified in any way, regardless of whether the modification causes or contributes to any alleged defect. If a Corbin Russwin product is modified it may no longer meet industry certification and quality control standards applicable to the original product and is no longer a genuine Corbin Russwin product.

Copyright © 2023, 2025, ASSA ABLOY Access and Egress Hardware Group. All rights reserved. Reproduction in whole or in part without the express written permission of ASSA ABLOY Access and Egress Hardware Group, Inc is prohibited. Patent pending and/or patent www.assaabloydss.com/patents.

PED5242T(A) D / M91



The warranty on Corbin Russwin® products becomes void if the product is modified in any way, regardless of whether the modification causes or contributes to any alleged defect. If a Corbin Russwin product is modified it may no longer meet industry certification and quality control standards applicable to the original product and is no longer a genuine Corbin Russwin product.

Copyright © 2023, 2025, ASSA ABLOY Access and Egress Hardware Group. All rights reserved. Reproduction in whole or in part without the express written permission of ASSA ABLOY Access and Egress Hardware Group, Inc is prohibited. Patent pending and/or patent www.assaabloydss.com/patents.

PED5242T(A) 5CH

Option	Assembly #	Description	Sellable
42T	878F77 * (LHRB)	Chassis Assembly	Yes
	878F78 * (RHRB)		

*Chassis assembly also requires cover standoff brackets (Item 24) & #8-32 x 1/4" pan head screws (Item 25) sold separately.

Item	Assembly #	Part #	Description	Qty.	Sellable
1	N/A	868F53 x fin	Chassis Cover (LHRB) ¹	1	Yes
		868F54 x fin	Chassis Cover (RHRB) ¹		
2		868F18 x fin	Cover Screw Pack ¹	1	Yes
3	See chart above	—	Chassis (LHRB)	1	No
		—	Chassis (RHRB)		
4		—	Locking Lever Subassembly (LHRB)	1	No
		—	Locking Lever Subassembly (RHRB)		
5		—	Shoulder Screw	1	No
6		—	Lift Arm	1	No
7		—	Spirol Pin	2	No
8		—	Groove Pin	2	No
9		—	Latch Bolt Assembly	1	No
10		—	Spring, Latch Bolt Return (5CH)	1	No
11		—	Pivot Pin, Knob Lever	1	No
12		—	Outside Cylinder Hub	1	No
13		—	Retaining Ring	2	No
14		—	Latch Bolt Lift Lever (LHRB)	1	No
		—	Latch Bolt Lift Lever (RHRB)		
15		—	Pivot Pin, Latch Bolt Lift Lever	2	No
16		—	Inside Cylinder Support	2	No
17		—	Set Screw #8-32 x 1/4 Cup Point	1	No
18		—	Machine Screw, #8-32 X 7/16	2	No
19		—	Thumb Piece Lever (LHRB)	1	No
		—	Thumb Piece Lever (RHRB)		
20		—	Cylinder Cam Adapter	1	No
21	N/A	869F61 x fin	Blocking Ring ¹	1	Yes
22		879F24	Screw Pack	1	Yes
23		—	Cylinder ^{1,2}	1	Yes
24		863F428	Cover Standoff Bracket	2	Yes
25		888F71	#8-32 x 1/4" Pan Head Screw	2	Yes
Not Shown		649	Strike Pack	1	Yes

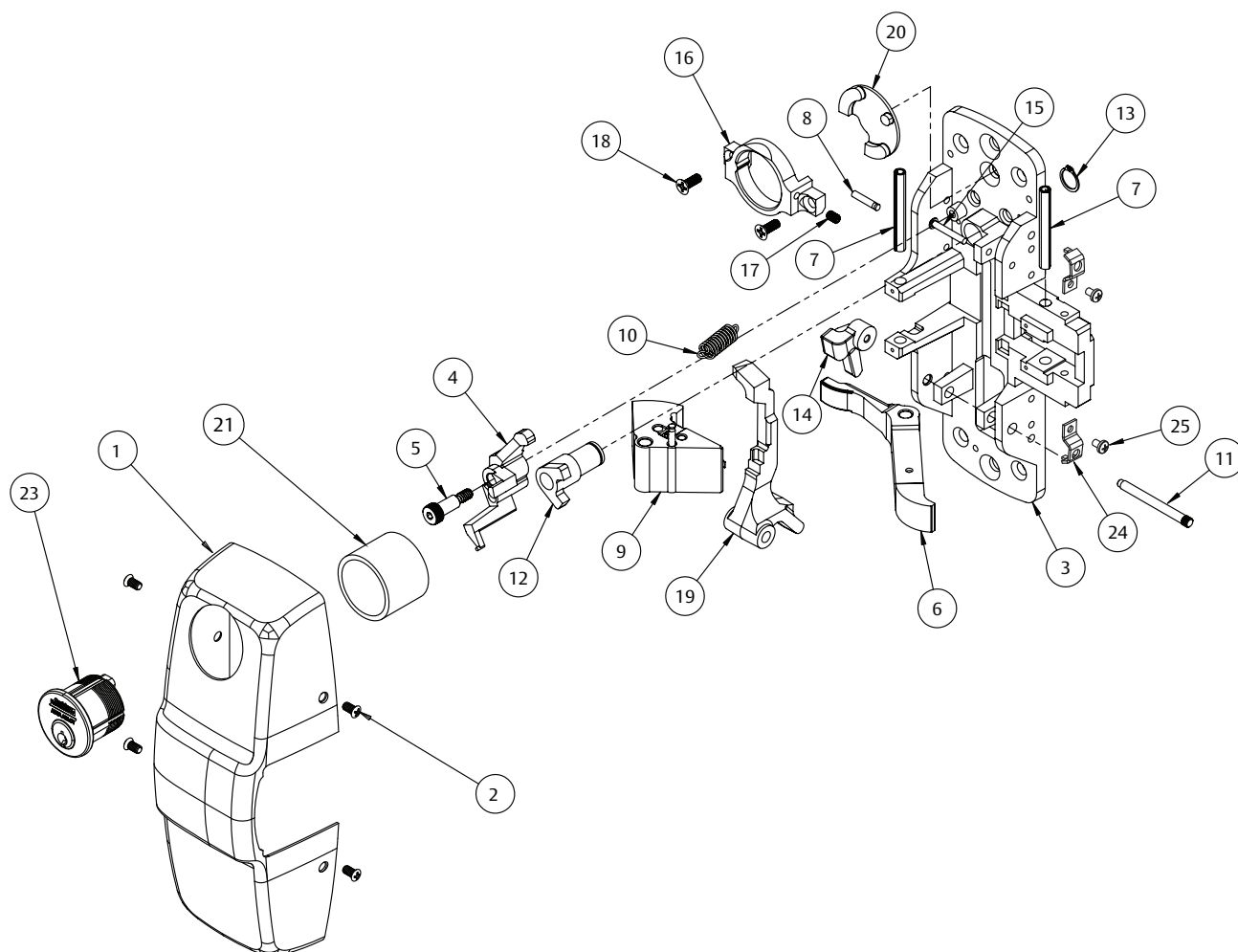
¹Specify Finish

²Specify 112 length mortise cylinder by keying requirements

Continued on the next page.

The warranty on Corbin Russwin® products becomes void if the product is modified in any way, regardless of whether the modification causes or contributes to any alleged defect. If a Corbin Russwin product is modified it may no longer meet industry certification and quality control standards applicable to the original product and is no longer a genuine Corbin Russwin product.
Copyright © 2023, 2025, ASSA ABLOY Access and Egress Hardware Group. All rights reserved. Reproduction in whole or in part without the express written permission of ASSA ABLOY Access and Egress Hardware Group, Inc is prohibited. Patent pending and/or patent www.assaabloydss.com/patents.

PED5242T(A) 5CH



The warranty on Corbin Russwin® products becomes void if the product is modified in any way, regardless of whether the modification causes or contributes to any alleged defect. If a Corbin Russwin product is modified it may no longer meet industry certification and quality control standards applicable to the original product and is no longer a genuine Corbin Russwin product.

Copyright © 2023, 2025, ASSA ABLOY Access and Egress Hardware Group. All rights reserved. Reproduction in whole or in part without the express written permission of ASSA ABLOY Access and Egress Hardware Group, Inc is prohibited. Patent pending and/or patent www.assaabloydss.com/patents.

PED5242T(A) 5CH M91

Option	Assembly #	Description	Sellable
42T	878F68 * (LHRB)	Chassis Assembly	Yes
	878F79 * (RHRB)		

*Chassis assembly also requires cover standoff brackets (Item 29), #8-32 x 1/4" pan head screws (Item 30) & GL Standoff Clip (item 31) sold separately.

Item	Assembly #	Part #	Description	Qty.	Sellable
1	N/A	868F53 x fin	Chassis Cover (LHRB) ¹	1	Yes
		868F54 x fin	Chassis Cover (RHRB) ¹		
2		868F18 x fin	Cover Screw Pack ¹	1	Yes
3	See chart above	—	Chassis (LHRB)	1	No
		—	Chassis (RHRB)		
4		—	Locking Lever Subassembly (LHRB)	1	No
		—	Locking Lever Subassembly (RHRB)		
5		—	Shoulder Screw	1	No
6		—	Lift Arm	1	No
7		—	Spirol Pin	2	No
8		—	Groove Pin	2	No
9		—	Latch Bolt Assembly	1	No
10		—	Spring, Latch Bolt Return (5CH)	1	No
11		—	Spring, Guarding (5CH)	1	No
12		—	Pivot Pin, Knob Lever	1	No
13		—	Outside Cylinder Hub	1	No
14		—	Retaining Ring	2	No
15		—	Guard Bracket & Switch Assembly	1	No
16		—	Guide, Guarding	1	No
17		—	Latch Bolt Lift Lever (LHRB)	1	No
		—	Latch Bolt Lift Lever (RHRB)		
18		—	Pivot Pin, Latch Bolt Lift Lever	2	No
19		—	Inside Cylinder Support	2	No
20		—	Set Screw #8-32 x 1/4 Cup Point	1	No
21		—	Machine Screw, #8-32 X 7/16	2	No
22		—	Thumb Piece Lever (LHRB)	1	No
		—	Thumb Piece Lever (RHRB)		
23		—	Cylinder Cam Adapter	1	No
24		—	Cable Clamp	1	No
25		—	Machine Screw, #2-56 x 1/8	1	No
26	N/A	869F61 x fin	Blocking Ring ¹	1	Yes
27		879F24	Screw Pack	1	Yes
28		—	Cylinder ^{1,2}	1	Yes
29		863F428	Cover Standoff Bracket	2	Yes
30		888F71	#8-32 x 1/4" Pan Head Screw	2	Yes
31		868F26	GL Standoff Clip	1	Yes
Not Shown		649	Strike Pack	1	Yes

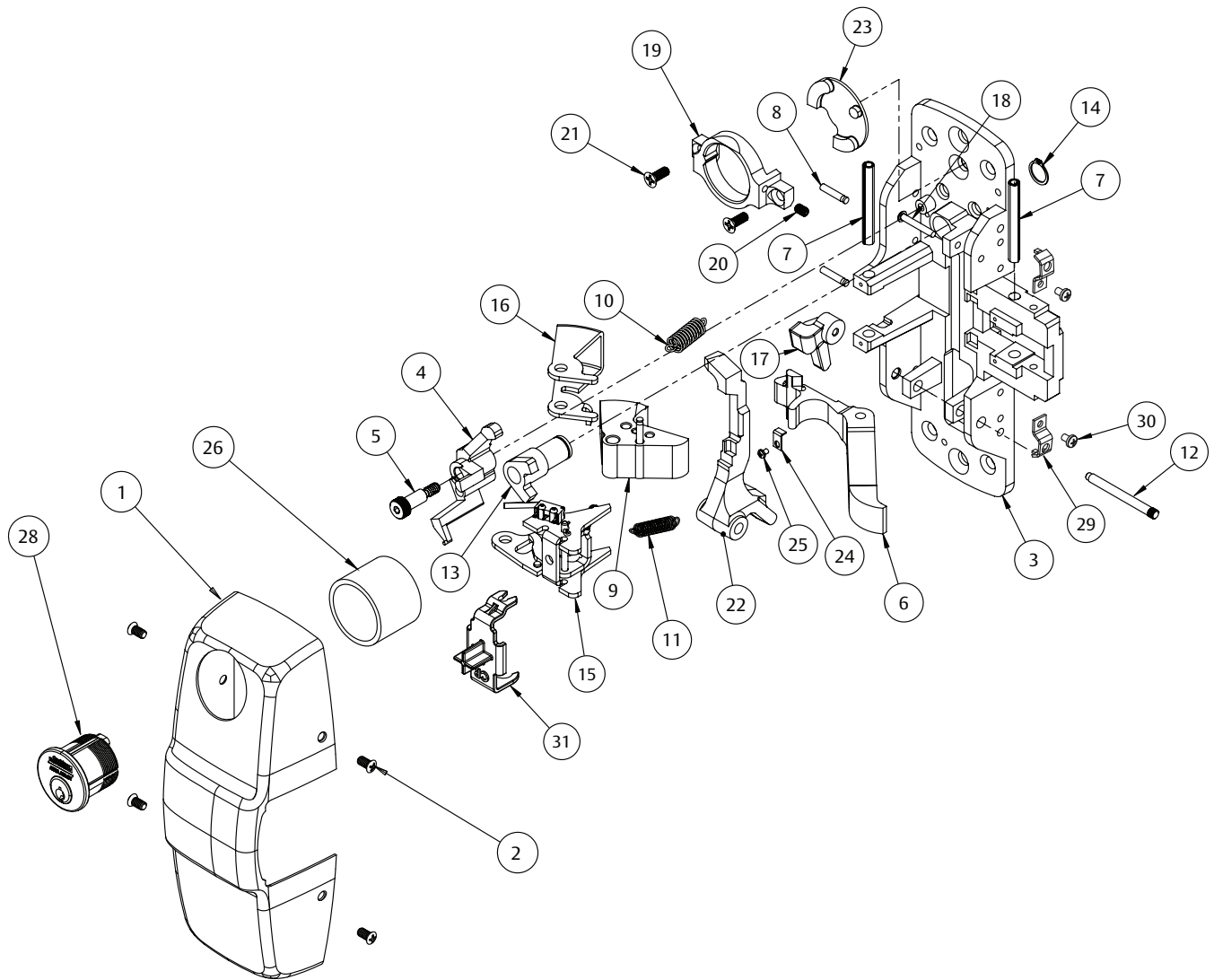
Continued on the next page.

¹Specify Finish

²Specify 112 length mortise cylinder by keying requirements

The warranty on Corbin Russwin® products becomes void if the product is modified in any way, regardless of whether the modification causes or contributes to any alleged defect. If a Corbin Russwin product is modified it may no longer meet industry certification and quality control standards applicable to the original product and is no longer a genuine Corbin Russwin product.

Copyright © 2023, 2025, ASSA ABLOY Access and Egress Hardware Group. All rights reserved. Reproduction in whole or in part without the express written permission of ASSA ABLOY Access and Egress Hardware Group, Inc is prohibited. Patent pending and/or patent www.assaabloydss.com/patents.

PED5242T(A) 5CH M91

The warranty on Corbin Russwin® products becomes void if the product is modified in any way, regardless of whether the modification causes or contributes to any alleged defect. If a Corbin Russwin product is modified it may no longer meet industry certification and quality control standards applicable to the original product and is no longer a genuine Corbin Russwin product.

Copyright © 2023, 2025, ASSA ABLOY Access and Egress Hardware Group. All rights reserved. Reproduction in whole or in part without the express written permission of ASSA ABLOY Access and Egress Hardware Group, Inc is prohibited. Patent pending and/or patent www.assaabloydss.com/patents.

PED5242T(A) M47

Option	Assembly #	Description	Sellable
42T	875F30 * (LHRB)	Chassis Assembly	Yes
	875F31 * (RHRB)		

*Chassis assembly also requires cover standoff brackets (Item 29), & #8-32 x 1/4" pan head screws (Item 30) sold separately.

Item	Assembly #	Part #	Description	Qty.	Sellable
1	N/A	862F57 x fin	Chassis Cover (LHRB) ¹	1	Yes
		862F58 x fin	Chassis Cover (RHRB) ¹		
2		868F18 x fin	Cover Screw Pack ¹	1	Yes
3	See chart above	—	Chassis (LHRB)	1	No
		—	Chassis (RHRB)		
4		—	Locking Lever Subassembly (LHRB)	1	No
		—	Locking Lever Subassembly (RHRB)		
5		—	Shoulder Screw	1	No
6		—	Lift Arm	1	No
7		—	Spirol Pin	2	No
8		—	Groove Pin	2	No
9		—	Latch Bolt Assembly	1	No
10		—	Spring, Latch Bolt Return	1	No
11		—	Pivot Pin, Knob Lever	1	No
12		—	Outside Cylinder Hub	1	No
13		—	Retaining Ring	2	No
14		—	Latch Bolt Lift Lever (LHRB)	1	No
		—	Latch Bolt Lift Lever (RHRB)		
15		—	Pivot Pin, Latch Bolt Lift Lever	2	No
16		—	Inside Cylinder Support	2	No
17		—	Set Screw #8-32 x 1/4 Cup Point	1	No
18		—	Machine Screw, #8-32 X 7/16	2	No
19		—	Thumb Piece Lever (LHRB)	1	No
		—	Thumb Piece Lever (RHRB)		
20		—	Cylinder Cam Adapter	1	No
21		—	Flag, M47 LHRB	1	No
		—	Flag, M47 RHRB		
22		—	Window, M47 LHRB	1	No
		—	Window, M47 RHRB		
23		—	Label, M47 Indicator Icon	1	No
24		—	Machine Screw, #2-56 x 3/16	2	No
25		—	Machine Screw, #2-56 x 1/8	2	No
26	N/A	869F61 x fin	Blocking Ring ¹	1	Yes
27		—	Cylinder ^{1,2}	1	Yes
28		863F428	Cover Standoff Bracket	2	Yes
29		888F71	#8-32 x 1/4" Pan Head Screw	2	Yes
Not Shown		879F24	Screw Pack	1	Yes
		649	Strike Pack	1	Yes

Continued on the next page.

¹Specify Finish

²Specify 112 length mortise cylinder by keying requirements

The warranty on Corbin Russwin® products becomes void if the product is modified in any way, regardless of whether the modification causes or contributes to any alleged defect. If a Corbin Russwin product is modified it may no longer meet industry certification and quality control standards applicable to the original product and is no longer a genuine Corbin Russwin product.

Copyright © 2023, 2025, ASSA ABLOY Access and Egress Hardware Group. All rights reserved. Reproduction in whole or in part without the express written permission of ASSA ABLOY Access and Egress Hardware Group, Inc is prohibited. Patent pending and/or patent www.assaabloydss.com/patents.

This exploded view diagram illustrates the assembly of a mechanical component, likely a door latch or handle. The parts are numbered 1 through 29. The diagram shows the following components and their assembly sequence:

- Part 1:** The main housing or door plate.
- Part 2:** A small screw used to secure the housing.
- Part 3:** A mounting bracket or plate.
- Part 4:** A small pin or screw.
- Part 5:** A small pin or screw.
- Part 6:** A large mounting bracket or plate.
- Part 7:** A small pin or screw.
- Part 8:** A small pin or screw.
- Part 9:** A small pin or screw.
- Part 10:** A coiled spring.
- Part 11:** A long pin or screw.
- Part 12:** A small pin or screw.
- Part 13:** A small pin or screw.
- Part 14:** A small pin or screw.
- Part 15:** A small pin or screw.
- Part 16:** A small pin or screw.
- Part 17:** A small pin or screw.
- Part 18:** A small pin or screw.
- Part 19:** A small pin or screw.
- Part 20:** A small pin or screw.
- Part 21:** A small pin or screw.
- Part 22:** A small pin or screw.
- Part 23:** A small pin or screw.
- Part 24:** A small pin or screw.
- Part 25:** A small pin or screw.
- Part 26:** A small pin or screw.
- Part 27:** A small pin or screw.
- Part 28:** A small pin or screw.
- Part 29:** A small pin or screw.

The diagram shows the assembly sequence from the housing (1) and mounting bracket (3) to the final assembly of the handle (11) and spring (10).

FM653 04/25

PED5242T(A) M47 M61 / GL

Option	Assembly #	Description	Sellable
42T	875F27 * (LHRB)	Chassis Assembly	Yes
	875F28 * (RHRB)		

*Chassis assembly also requires cover standoff brackets (Item 32), & #8-32 x 1/4" pan head screws (Item 33) sold separately.

Item	Assembly #	Part #	Description	Qty	Sellable
1	N/A	868F48 x fin	Chassis Cover (LHRB) ¹	1	Yes
		868F49 x fin	Chassis Cover (RHRB) ¹		
2		868F18 x fin	Cover Screw Pack ¹	1	Yes
3	See chart above	—	Chassis (LHRB)	1	No
		—	Chassis (RHRB)		
4		—	Locking Lever Subassembly (LHRB)	1	No
		—	Locking Lever Subassembly (RHRB)		
5		—	Shoulder Screw	1	No
6		—	Lift Arm	1	No
7		—	Spirol Pin	2	No
8		—	Groove Pin	2	No
9		—	Latch Bolt Assembly, Guarded	1	No
10		—	Spring, Latch Bolt Return	1	No
11		—	Spring, Guarding	1	No
12		—	Pivot Pin, Knob Lever	1	No
13		—	Outside Cylinder Hub	1	No
14		—	Retaining Ring	2	No
15		—	Guard Bracket Assembly	1	No
16		—	Guide, Guarding	1	No
17		—	Latch Bolt Lift Lever (LHRB)	1	No
		—	Latch Bolt Lift Lever (RHRB)		
18		—	Pivot Pin, Latch Bolt Lift Lever	1	No
19		—	Inside Cylinder Support	1	No
20		—	Set Screw #8-32 x 1/4 Cup Point	2	No
21		—	Machine Screw, #8-32 X 7/16	2	No
22		—	Thumb Piece Lever (LHRB)	1	No
		—	Thumb Piece Lever (RHRB)		
23		—	Flag, M47 LHRB	1	No
		—	Flag, M47 RHRB		
24		—	Window, M47 (LHRB)	1	No
		—	Window, M47 (RHRB)		
25		—	Label, M47 Indicator Icon	1	No
26		—	Machine Screw, #2-56 x 3/16	2	No
27		—	Cylinder Cam Adapter	1	No
28		—	Machine Screw, #2-56 x 1/8	2	No
29	N/A	869F61 x fin	Blocking Ring ¹	1	Yes
30		879F24	Screw Pack	1	Yes
31		-	Cylinder ^{1,2}	1	Yes
32		863F428	Cover Standoff Bracket	2	Yes
33		888F71	#8-32 x 1/4" Pan Head Screw	2	Yes
Not Shown		649	Strike Pack	1	Yes

¹Specify Finish

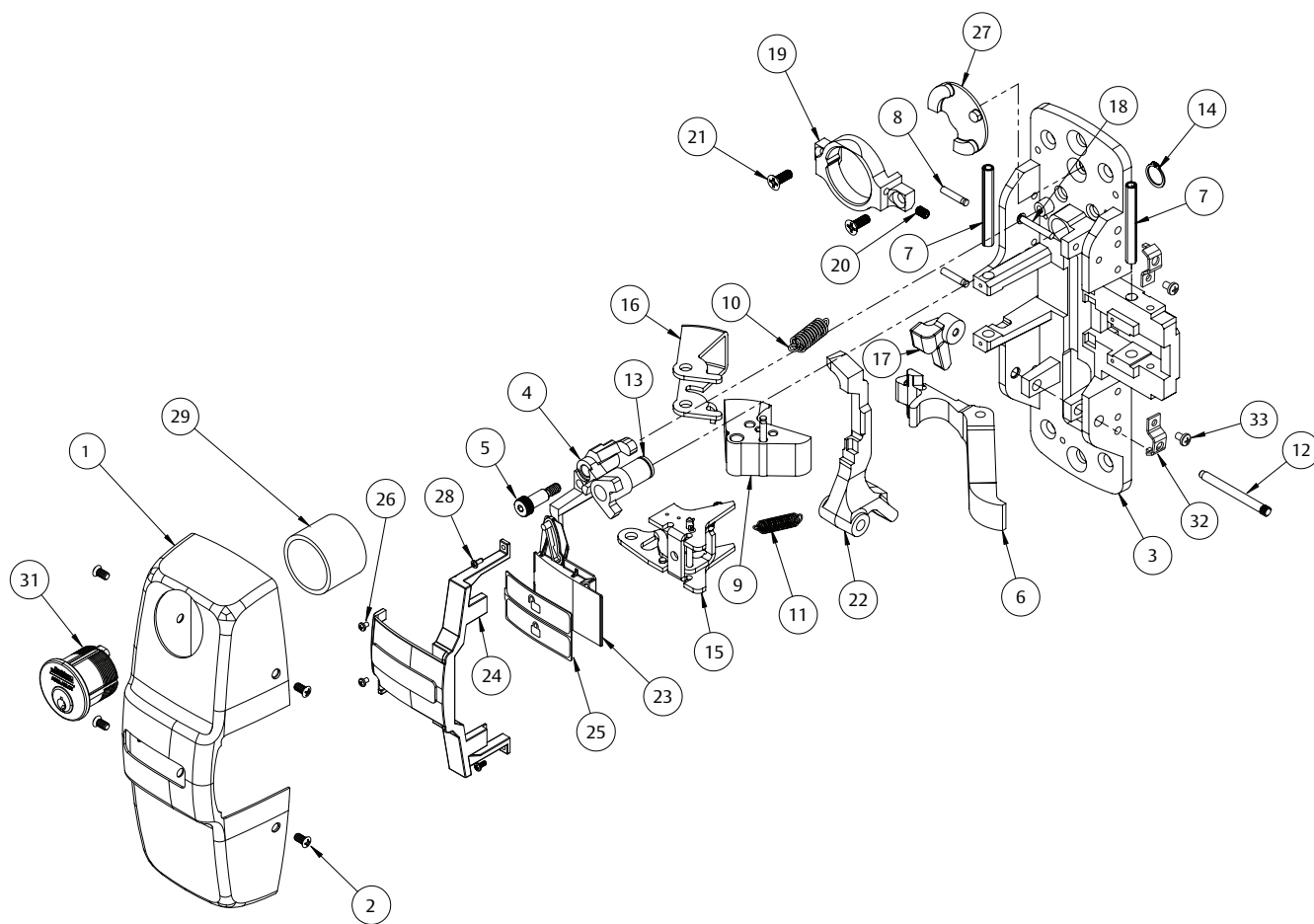
²Specify 112 length mortise cylinder by keying requirements

Continued on the next page.

The warranty on Corbin Russwin® products becomes void if the product is modified in any way, regardless of whether the modification causes or contributes to any alleged defect. If a Corbin Russwin product is modified it may no longer meet industry certification and quality control standards applicable to the original product and is no longer a genuine Corbin Russwin product.

Copyright © 2023, 2025, ASSA ABLOY Access and Egress Hardware Group. All rights reserved. Reproduction in whole or in part without the express written permission of ASSA ABLOY Access and Egress Hardware Group, Inc is prohibited. Patent pending and/or patent www.assaabloydss.com/patents.

PED5242T(A) M47 M61 / GL



The warranty on Corbin Russwin® products becomes void if the product is modified in any way, regardless of whether the modification causes or contributes to any alleged defect. If a Corbin Russwin product is modified it may no longer meet industry certification and quality control standards applicable to the original product and is no longer a genuine Corbin Russwin product.

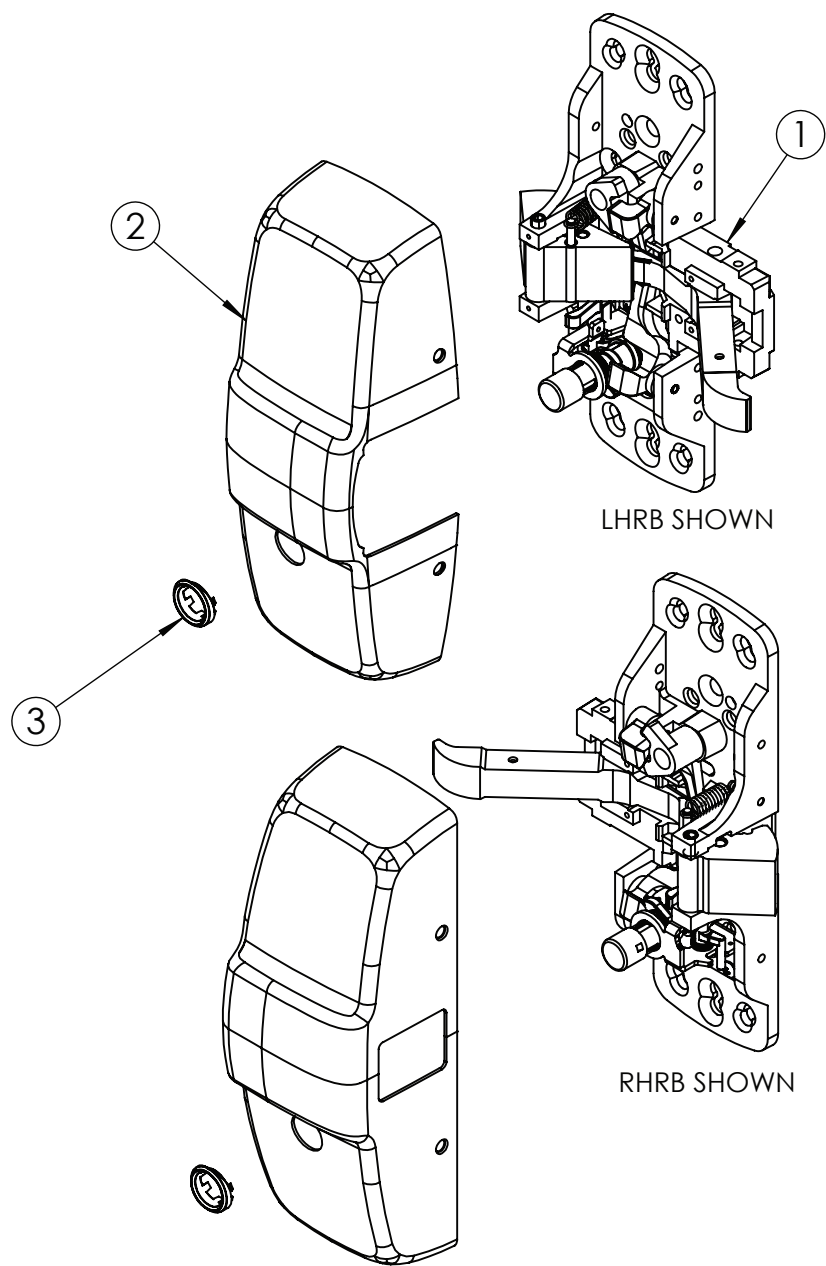
Copyright © 2023, 2025, ASSA ABLOY Access and Egress Hardware Group. All rights reserved. Reproduction in whole or in part without the express written permission of ASSA ABLOY Access and Egress Hardware Group, Inc is prohibited. Patent pending and/or patent www.assaabloydss.com/patents.

PED5267 (A)

Item	Function	Assembly No.	Description	Sellable
1	67	898F49 (LHRB)	Chassis Assembly 67 Function	Yes
		898F50 (RHRB)		

Item	Assembly #	Description	Sellable
2	892F30 FIN	Shelter Chassis Cover (LHRB) ¹	Yes
	892F31 FIN	Shelter Chassis Cover (RHRB) ¹	
3	892F299	Button Collar	Yes
Not Shown	868F18 FIN	Cover Screw Pack ¹	Yes
	879F24	Mounting Screw Pack	
	649	Strike Pack	

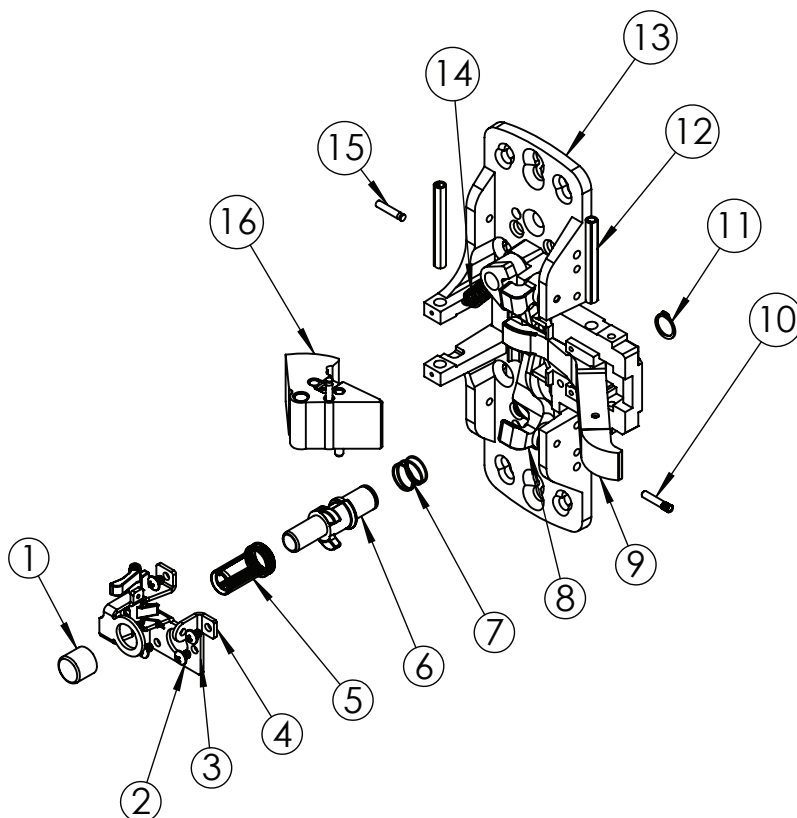
¹Specify Finish



FM653 04/25

PED5267 (A)

Item	Part #	Description	Qty	Sellable
1	—	Button Cap	1	No
2	—	Machine Screw #6-32 x 3/16	4	No
3	—	Shelter Bracket SA (LHRB)	1	No
	—	Shelter Bracket SA (RHRB)		
4	—	Trim Lever Support	1	No
5	—	Button Spacer	1	No
6	—	Lever Hub	1	No
7	—	Compression Spring	1	No
8	—	Latch Bolt Lift Lever (LHRB)	1	No
	—	Latch Bolt Lift Lever (RHRB)		
9	—	Lift Arm	1	No
10	—	Lift Lever Pin	1	No
11	—	Retaining Ring	1	No
12	—	Spirol Pin	2	No
13	—	Shelter Chassis SA (LHRB)	1	No
	—	Shelter Chassis SA (RHRB)		
14	—	Latch Bolt Spring	1	No
15	—	Groove Pin	1	No
16	—	Shelter Latch Bolt SA (LHRB)	1	No
	—	Shelter Latch Bolt SA (RHRB)		



The warranty on Corbin Russwin® products becomes void if the product is modified in any way, regardless of whether the modification causes or contributes to any alleged defect. If a Corbin Russwin product is modified it may no longer meet industry certification and quality control standards applicable to the original product and is no longer a genuine Corbin Russwin product.

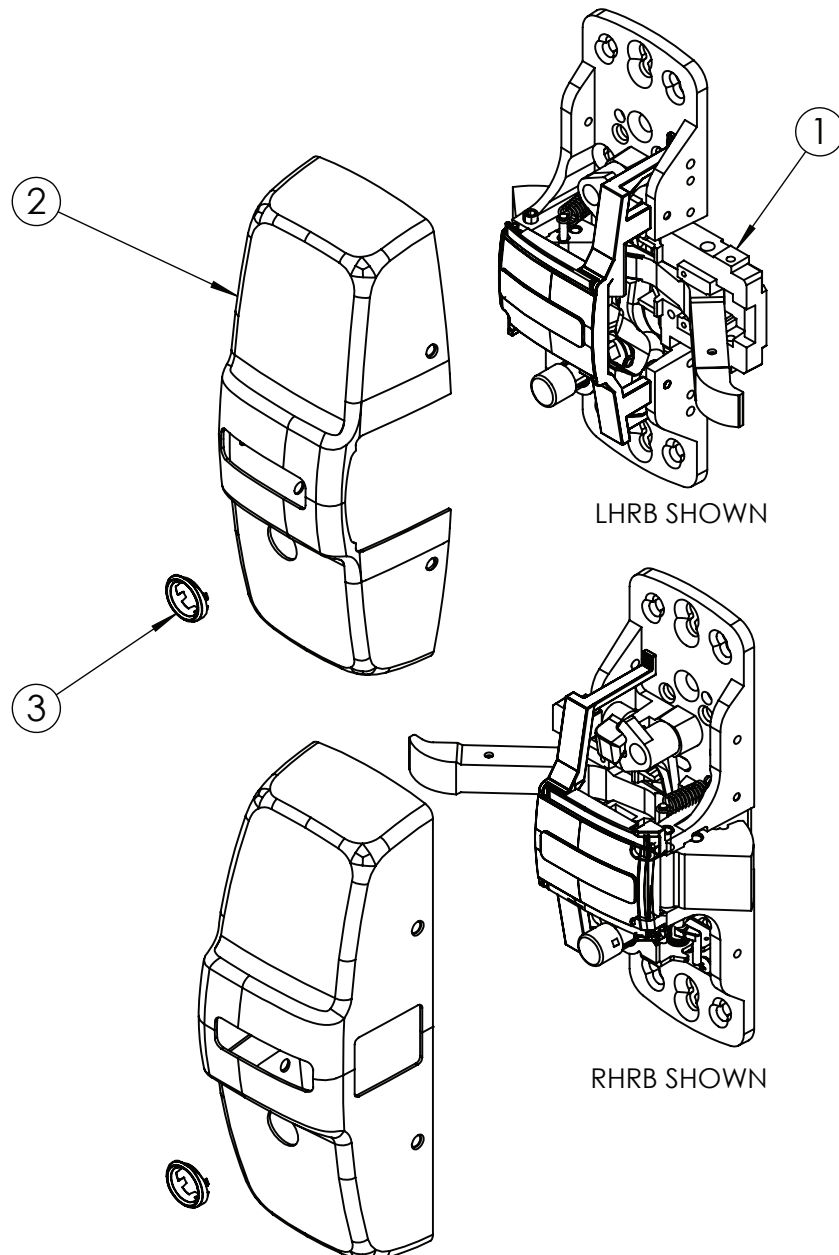
Copyright © 2023, 2025, ASSA ABLOY Access and Egress Hardware Group. All rights reserved. Reproduction in whole or in part without the express written permission of ASSA ABLOY Access and Egress Hardware Group, Inc is prohibited. Patent pending and/or patent www.assaabloydss.com/patents.

PED5267 (A) M47

Item	Function	Assembly No.	Description	Sellable
1	67	893F446 (LHRB)	Chassis Assembly	Yes
		893F456(RHRB)	67 M47 Function	

Item	Assembly #	Description	Sellable
2	892F32 FIN	M47 Shelter Chassis Cover (LHRB) ¹	Yes
	892F33 FIN	M47 Shelter Chassis Cover (RHRB) ¹	
3	892F299	Button Collar	Yes
Not Shown	868F18 FIN	Cover Screw Pack ¹	Yes
	879F24	Mounting Screw Pack	
	649	Strike Pack	

¹Specify Finish

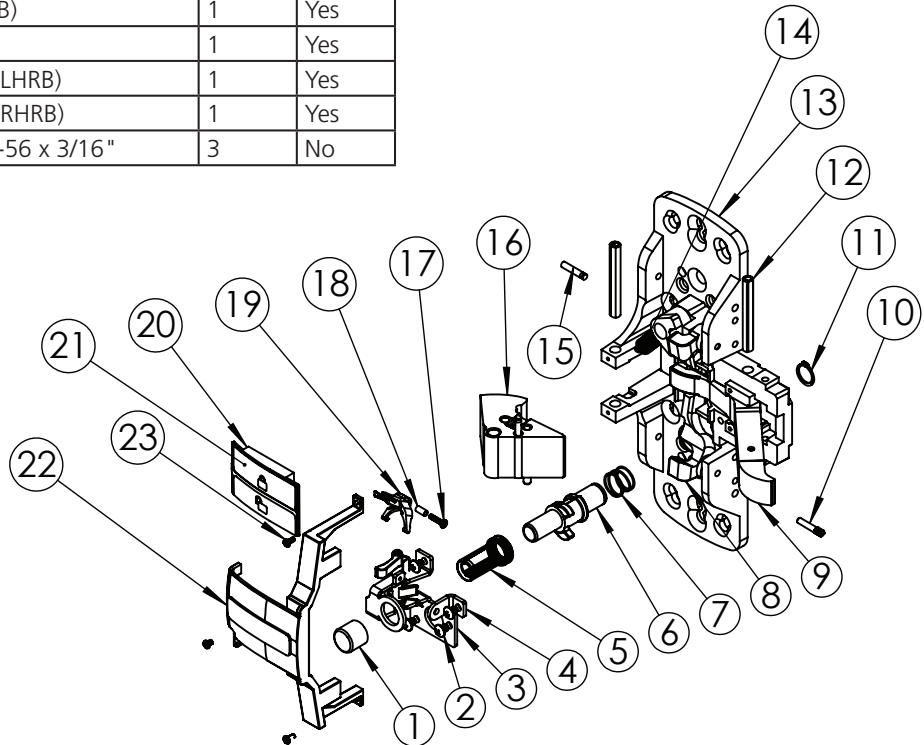


The warranty on Corbin Russwin® products becomes void if the product is modified in any way, regardless of whether the modification causes or contributes to any alleged defect. If a Corbin Russwin product is modified it may no longer meet industry certification and quality control standards applicable to the original product and is no longer a genuine Corbin Russwin product.

Copyright © 2023, 2025, ASSA ABLOY Access and Egress Hardware Group. All rights reserved. Reproduction in whole or in part without the express written permission of ASSA ABLOY Access and Egress Hardware Group, Inc is prohibited. Patent pending and/or patent www.assaabloydss.com/patents.

PED5267 (A) M47

Item	Part #	Description	Qty	Sellable
1	—	Button Cap	1	No
2	—	Machine Screw #6-32 x 3/16	4	No
3	—	Shelter Bracket SA (LHRB)	1	No
	—	Shelter Bracket SA (RHRB)		
4	—	Trim Lever Support	1	No
5	—	Button Spacer	1	No
6	—	Lever Hub	1	No
7	—	Compression Spring	1	No
8	—	Latch Bolt Lift Lever 49- (LHRB)	1	No
	—	Latch Bolt Lift Lever 49- (RHRB)		
9	—	Lift Arm	1	No
10	—	Lift Lever Pin	1	No
11	—	Retaining Ring	1	No
12	—	Spirol Pin	2	No
13	—	Shelter Chassis SA (LHRB)	1	No
	—	Shelter Chassis SA (RHRB)		
14	—	Latch Bolt Spring	1	No
15	—	Groove Pin	1	No
16	—	Shelter Latch Bolt SA (LHRB)	1	No
	—	Shelter Latch Bolt SA (RHRB)		
17	—	Machine Screw #2-56 x 3/8"	1	No
18	—	Pivot Bushing	1	No
19	—	Indicator Actuator Lever (LHRB)	1	No
	—	Indicator Actuator Lever (RHRB)		
20	892F72	Flag - Shelter (LHRB)	1	Yes
	892F73	Flag - Shelter (RHRB)	1	Yes
21	893F46	Label	1	Yes
22	893F24	Window - Shelter (LHRB)	1	Yes
	893F25	Window - Shelter (RHRB)		
23	—	Machine Screw #2-56 x 3/16"	3	No



The warranty on Corbin Russwin® products becomes void if the product is modified in any way, regardless of whether the modification causes or contributes to any alleged defect. If a Corbin Russwin product is modified it may no longer meet industry certification and quality control standards applicable to the original product and is no longer a genuine Corbin Russwin product.

Copyright © 2023, 2025, ASSA ABLOY Access and Egress Hardware Group. All rights reserved. Reproduction in whole or in part without the express written permission of ASSA ABLOY Access and Egress Hardware Group, Inc is prohibited. Patent pending and/or patent www.assaabloydss.com/patents.

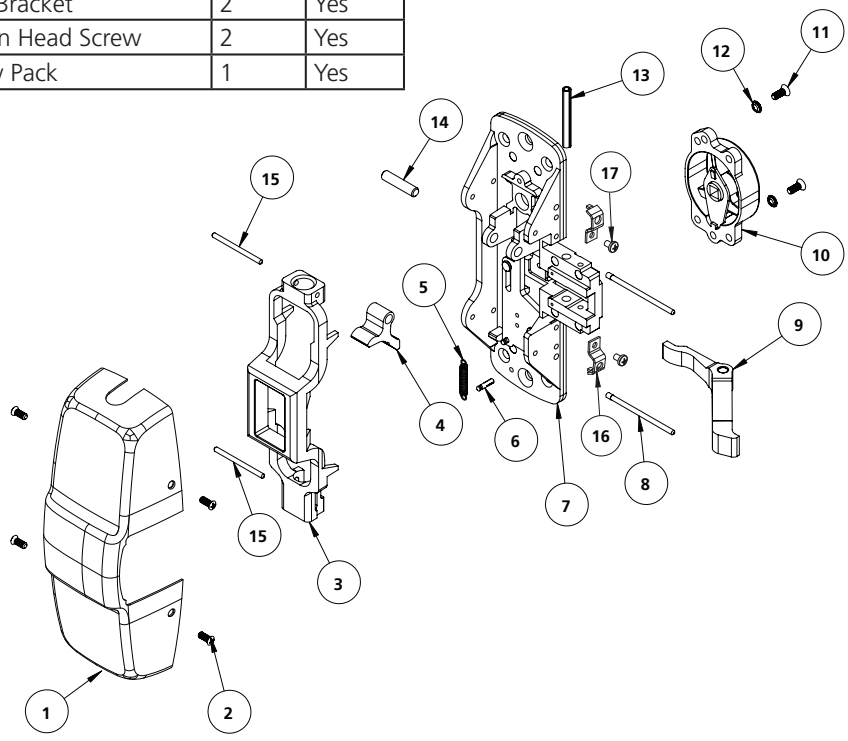
STD	PED5410	PED5445	PED5449	PED5455
Fire-Rated (A)	PED5459	PED54910	PED54930	
HC				
A HC				

Option	Assembly #	Description	Sellable
10, 45, 49, 55, 59, 910, 930	878F16 *	LHRB Chassis Assembly	Yes
	878F17 *	RHRB Chassis Assembly	Yes

*Chassis assembly also requires cover standoff brackets (Item 16) & #8-32 x 1/4" pan head screws (Item 17), sold separately.

Item	Assembly #	Part #	Description	Qty	Sellable
1	N/A	862F50 x fin	Chassis Cover ¹	1	Yes
2		868F18 x fin	Cover Screw Pack ¹	1	Yes
3	See chart above	—	Main Slide	1	No
4		—	Lift Lever	1	No
5		—	Knob Return Spring	1	No
6		—	Groove Pin	1	No
7		—	Chassis and Slide Assembly, LHRB	1	No
		—	Chassis and Slide Assembly, RHRB		No
8		—	Chassis Pin	2	No
9		—	Lift Arm	1	No
10		—	Knob Hub Subassembly	1	No
11		—	8-32x7/16 PH FH MS	2	No
12		—	Countersunk Lock Washer	2	No
13		—	Spirol Pin	1	No
14		—	Lift Lever Pivot Pin	1	No
15	N/A	878F40	Rod Adjustment Pin	2	Yes
16		863F428	Cover Standoff Bracket	2	Yes
17		888F71	#8-32 x 1/4" Pan Head Screw	2	Yes
18		879F24	Mounting Screw Pack	1	Yes

¹Specify Finish



The warranty on Corbin Russwin® products becomes void if the product is modified in any way, regardless of whether the modification causes or contributes to any alleged defect. If a Corbin Russwin product is modified it may no longer meet industry certification and quality control standards applicable to the original product and is no longer a genuine Corbin Russwin product.
Copyright © 2023, 2025, ASSA ABLOY Access and Egress Hardware Group. All rights reserved. Reproduction in whole or in part without the express written permission of ASSA ABLOY Access and Egress Hardware Group, Inc is prohibited. Patent pending and/or patent www.assaabloydss.com/patents.

STD
Fire-Rated (A)
HC
A HC

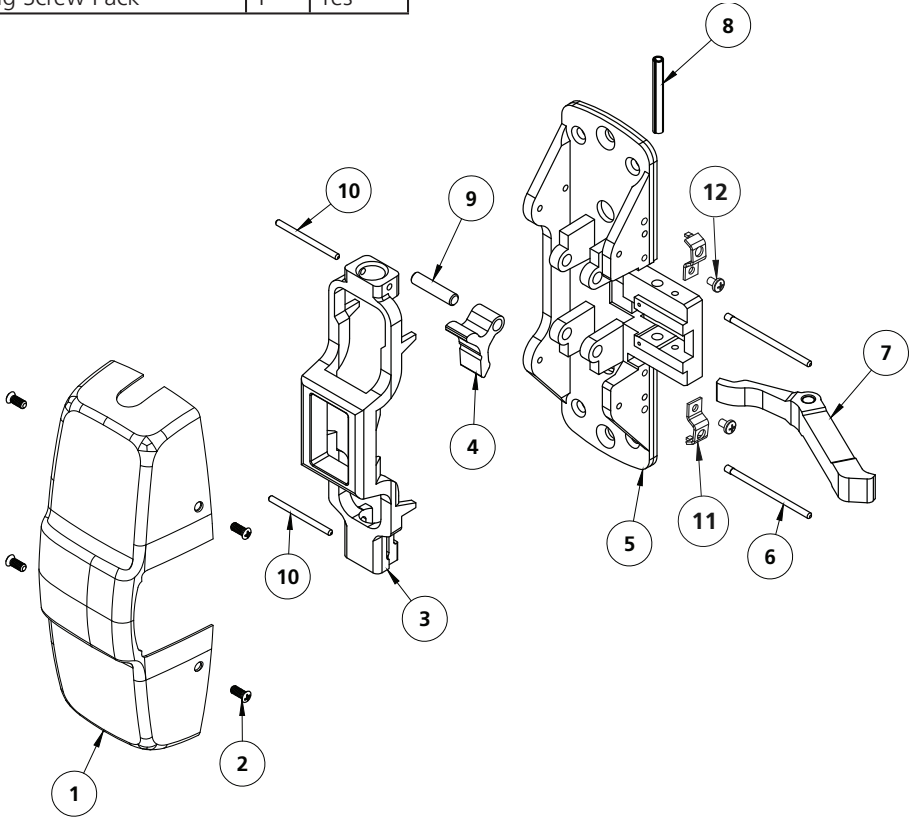
PED5401
PED5450

Option	Assembly #	Description	Sellable
01, 50	878F24*	LHRB Chassis Assembly	Yes
	878F25 *	RHRB Chassis Assembly	Yes

*Chassis assembly also requires cover standoff brackets (Item 11) & #8-32 x 1/4" pan head screws (Item 12), sold separately.

Item	Assembly #	Part #	Description	Qty	Sellable
1	N/A	862F50 x fin	Chassis Cover ¹	1	Yes
2		868F18 x fin	Cover Screw Pack ¹	1	Yes
3	See chart above	—	Main Slide	1	No
4		—	Lift Lever	1	No
5		—	Chassis	1	No
6		—	Chassis Pin	1	No
7		—	Lift Arm	1	No
8		—	Spirol Pin	2	No
9		—	Lift Lever Pivot Pin	1	No
10	N/A	878F40	Rod Adjustment Pin	2	Yes
11		863F428	Cover Standoff Bracket	2	Yes
12		888F71	#8-32 x 1/4" Pan Head Screw	2	Yes
13		879F24	Mounting Screw Pack	1	Yes

¹Specify Finish



The warranty on Corbin Russwin® products becomes void if the product is modified in any way, regardless of whether the modification causes or contributes to any alleged defect. If a Corbin Russwin product is modified it may no longer meet industry certification and quality control standards applicable to the original product and is no longer a genuine Corbin Russwin product.
Copyright © 2023, 2025, ASSA ABLOY Access and Egress Hardware Group. All rights reserved. Reproduction in whole or in part without the express written permission of ASSA ABLOY Access and Egress Hardware Group, Inc is prohibited. Patent pending and/or patent www.assaabloydss.com/patents.

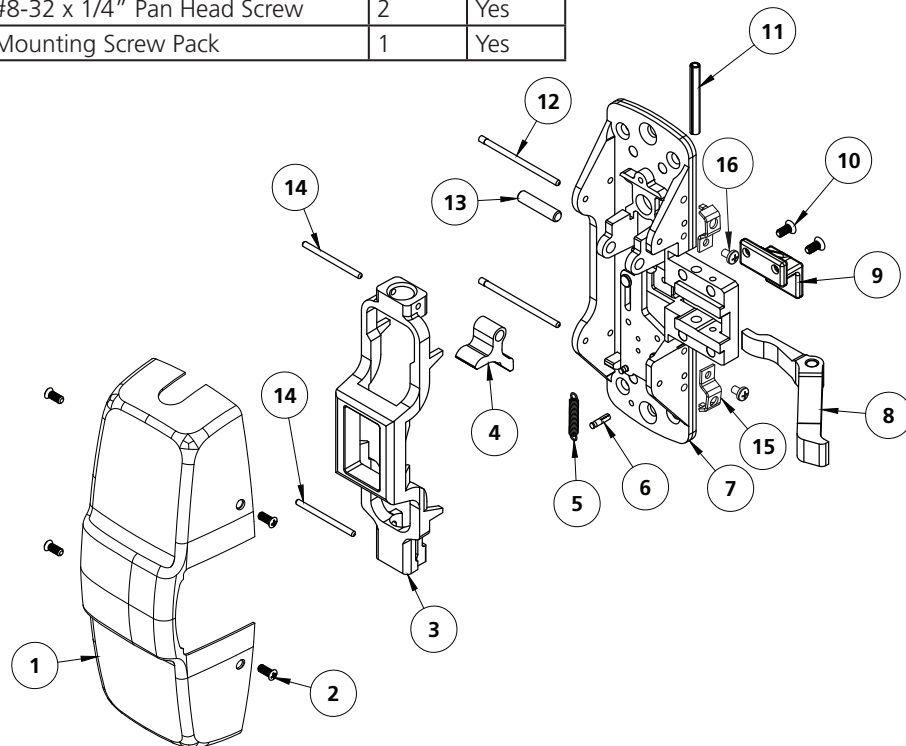
STD **PED5410T**
Fire-Rated (A)
HC
A HC

Option	Assembly #	Description	Sellable
10T	878F20*	LHRB Chassis Assembly	Yes
	878F21*	RHRB Chassis Assembly	Yes

*Chassis assembly also requires cover standoff brackets (Item 11) & #8-32 x 1/4" pan head screws (Item 12), sold separately.

Item	Assembly #	Part #	Description	Qty	Sellable
1	N/A	862F50 x fin	Chassis Cover ¹	1	Yes
2		868F18 x fin	Cover Screw Pack ¹	1	Yes
3	See chart above	—	Main Slide	1	No
4		—	Lift Lever	1	No
5		—	Knob Return Spring	1	No
6		—	Groove Pin	1	No
7		—	Chassis and Slide Assembly, LHRB	1	No
		—	Chassis and Slide Assembly, RHRB		No
8		—	Lift Arm	2	No
9		—	Thumb Piece Lever	1	No
10		—	8-32x3/8 PH FH UCUT Screw	2	No
11		—	Spirol Pin	1	No
12	N/A	—	Chassis Pin	2	No
13		—	Lift Lever Pivot Pin	1	No
14		878F40	Rod Adjustment Pin	2	Yes
15		863F428	Cover Standoff Bracket	2	Yes
16		888F71	#8-32 x 1/4" Pan Head Screw	2	Yes
17		879F24	Mounting Screw Pack	1	Yes

¹Specify Finish



The warranty on Corbin Russwin® products becomes void if the product is modified in any way, regardless of whether the modification causes or contributes to any alleged defect. If a Corbin Russwin product is modified it may no longer meet industry certification and quality control standards applicable to the original product and is no longer a genuine Corbin Russwin product.

Copyright © 2023, 2025, ASSA ABLOY Access and Egress Hardware Group. All rights reserved. Reproduction in whole or in part without the express written permission of ASSA ABLOY Access and Egress Hardware Group, Inc is prohibited. Patent pending and/or patent www.assaabloydss.com/patents.

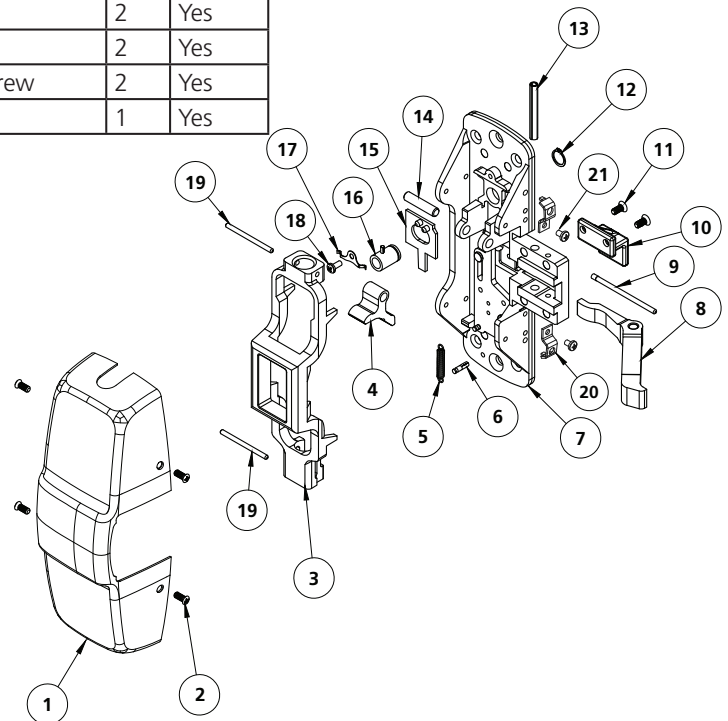
**STD
Fire-Rated (A)****PED5459T
PED5455T**

Option	Assembly #	Description	Sellable
55T	878F22*	LHRB Chassis Assembly	Yes
	878F23*	RHRB Chassis Assembly	Yes

*Chassis assembly also requires cover standoff brackets (Item 16) & #8-32 x 1/4" pan head screws (Item 17), sold separately.

Item	Assembly #	Part #	Description	Qty	Sellable
1	N/A	862F50 x fin	Chassis Cover ¹	1	Yes
2		868F18 x fin	Screw Pack (B) ¹	1	Yes
3	See chart above	—	Main Slide	1	No
4		—	Lift Lever	1	No
5		—	Knob Return Spring	1	No
6		—	Groove Pin	1	No
7		—	Chassis and Slide Assembly, LHRB	1	No
		—	Chassis and Slide Assembly, RHRB		No
8		—	Lift Arm	1	No
9		—	Chassis Pin	2	No
10		—	Thumb Piece Lever	1	No
11		—	8-32x3/8 PH FH U'CUT Screw	2	No
12		—	Retaining Ring	1	No
13		—	Spirol Pin	1	No
14		—	Lift Lever Pivot Pin	1	No
15		—	Locking Slide Assembly, LHRB	1	No
		—	Locking Slide Assembly, RHRB	1	No
16		—	Cylinder Hub and Pin Assembly	1	No
17		—	Locking Slide Spring, LHRB	1	No
		—	Locking Slide Spring, RHRB	1	No
18		—	6-32x5/16 PH PNHD Self Tap	1	No
19	N/A	878F40	Rod Adjustment Pin	2	Yes
20		863F428	Cover Standoff Bracket	2	Yes
21		888F71	#8-32 x 1/4" Pan Head Screw	2	Yes
22		879F24	Mounting Screw Pack	1	Yes

¹Specify Finish



The warranty on Corbin Russwin® products becomes void if the product is modified in any way, regardless of whether the modification causes or contributes to any alleged defect. If a Corbin Russwin product is modified it may no longer meet industry certification and quality control standards applicable to the original product and is no longer a genuine Corbin Russwin product.

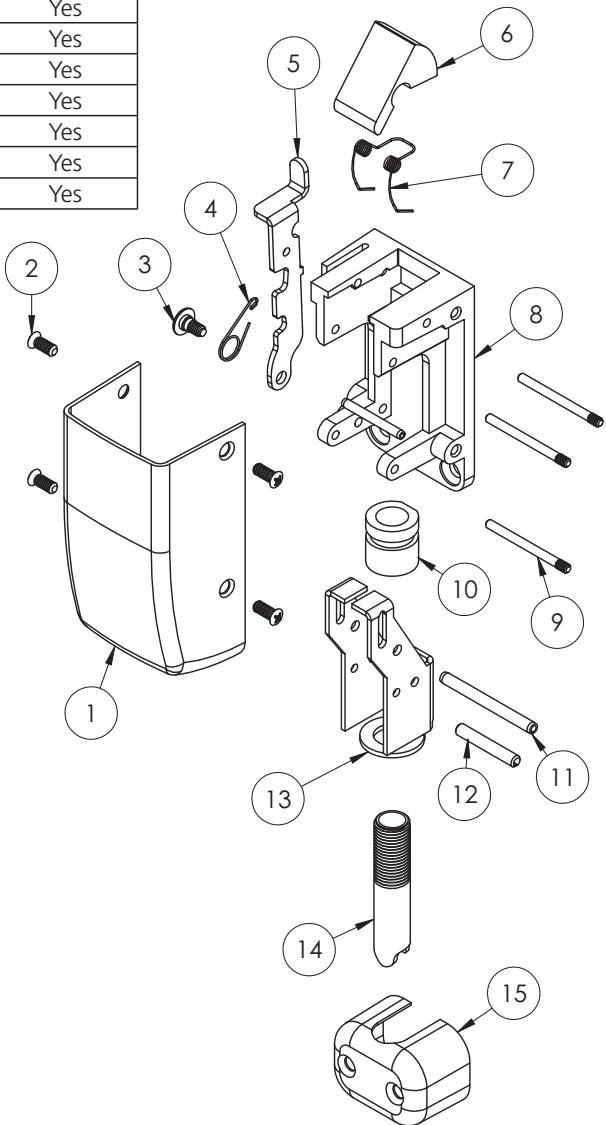
Copyright © 2023, 2025, ASSA ABLOY Access and Egress Hardware Group. All rights reserved. Reproduction in whole or in part without the express written permission of ASSA ABLOY Access and Egress Hardware Group, Inc is prohibited. Patent pending and/or patent www.assaabloydss.com/patents.

STD	PED5401	PED5410	PED5410T	PED5445
	PED5449	PED5450	PED5455	PED5455T
	PED5459	PED5459T	PED54910	PED54930

Option	Assembly #	Description	Sellable
(All Functions)	787F167	Top Case Assembly	Yes

Item	Assembly #	Part #	Description	Qty	Sellable
1	N/A	787F20 x fin	Top Cover ¹	1	Yes
2		787F14 x fin	Screw Pack (B) ¹	1	Yes
3	See chart above	-	Latch Release Lever Pin	1	Yes
4		-	Spring, Torsion	1	Yes
5		-	Latch Retracting Lever	1	Yes
6		-	Latch Bolt	1	Yes
7		-	L.B. Spring	1	Yes
8		-	Chassis	1	Yes
9		-	Pivot Pin	1	Yes
10		-	Top Rod Adjuster	1	Yes
11		-	Spirol Pin	1	Yes
12		-	Roll Pin	1	Yes
13		-	Top Slide	1	Yes
14	N/A	Consult Factory	Top Rod	1	Yes
15		787F13 x fin	Rod Guide ¹	1	Yes
16		646	Strike Pack	1	Yes

¹Specify Finish



The warranty on Corbin Russwin® products becomes void if the product is modified in any way, regardless of whether the modification causes or contributes to any alleged defect. If a Corbin Russwin product is modified it may no longer meet industry certification and quality control standards applicable to the original product and is no longer a genuine Corbin Russwin product.

Copyright © 2023, 2025, ASSA ABLOY Access and Egress Hardware Group. All rights reserved. Reproduction in whole or in part without the express written permission of ASSA ABLOY Access and Egress Hardware Group, Inc is prohibited. Patent pending and/or patent www.assaabloyds.com/patents.

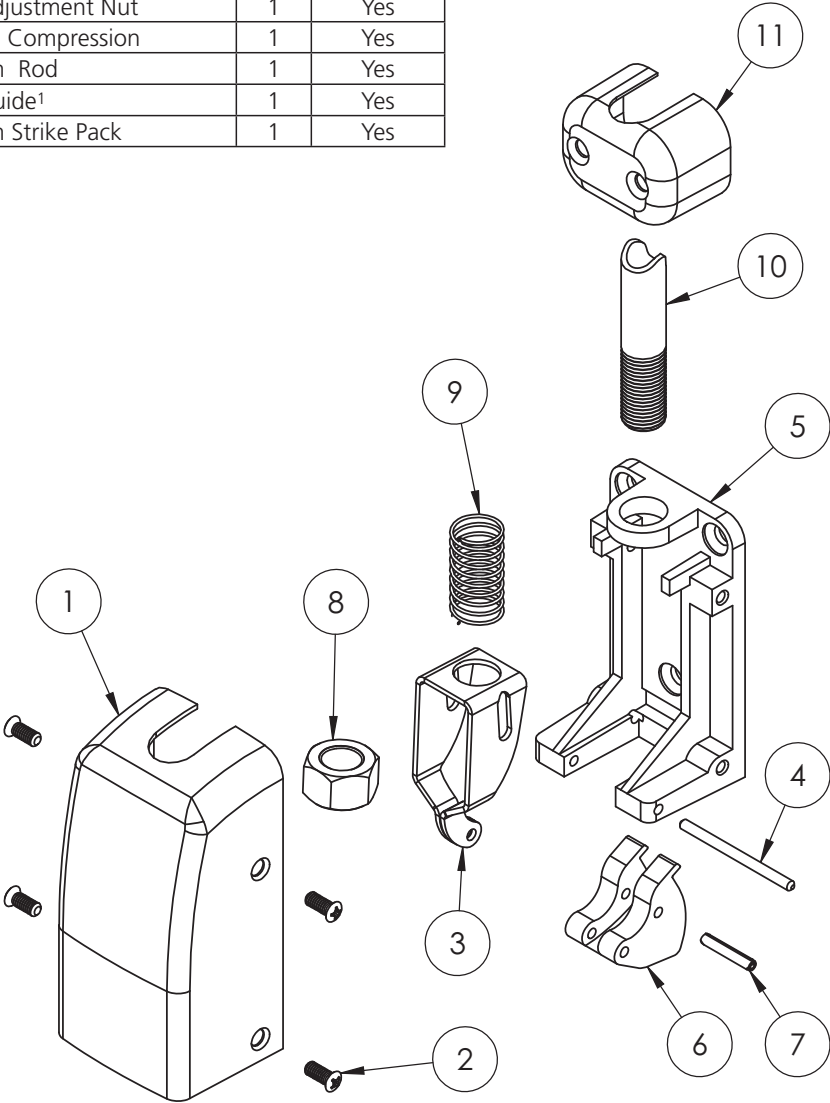
FM653 04/25

STD	PED5401	PED5410	PED5410T	PED5445
	PED5449	PED5450	PED5455	PED5455T
	PED5459	PED5459T	PED54910	PED54930

Option	Assembly #	Description	Sellable
(All Functions)	787F177	Bottom Case Assembly	Yes

Item	Assembly #	Part #	Description	Qty	Sellable
1	N/A	787F20 x fin	Bottom Cover ¹	1	Yes
2		787F14 x fin	Screw Pack (B) ¹	1	Yes
3	See chart above	-	Retractor	1	Yes
4		-	Adjustment Pin, Bottom Rod	1	Yes
5		-	Bottom Chassis	1	Yes
6		-	Bottom Latch Bolt	1	Yes
7		-	Spirol Pin	1	Yes
8		-	Rod Adjustment Nut	1	Yes
9		-	Spring, Compression	1	Yes
10	N/A	Consult Factory	Bottom Rod	1	Yes
11		787F13 x fin	Rod Guide ¹	1	Yes
12		624	Bottom Strike Pack	1	Yes

¹Specify Finish



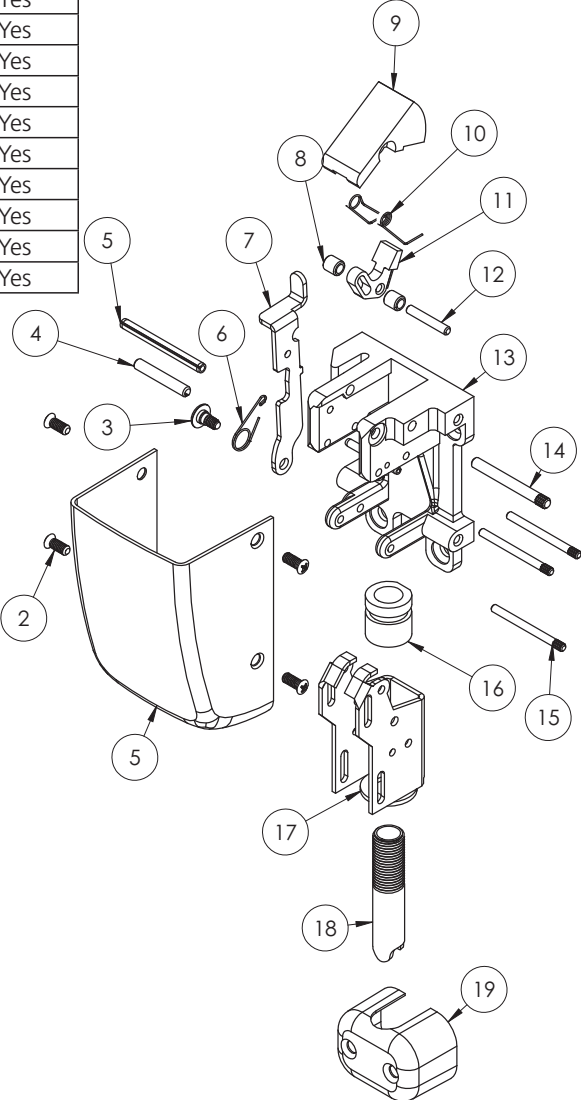
The warranty on Corbin Russwin® products becomes void if the product is modified in any way, regardless of whether the modification causes or contributes to any alleged defect. If a Corbin Russwin product is modified it may no longer meet industry certification and quality control standards applicable to the original product and is no longer a genuine Corbin Russwin product.
 Copyright © 2023, 2025, ASSA ABLOY Access and Egress Hardware Group. All rights reserved. Reproduction in whole or in part without the express written permission of ASSA ABLOY Access and Egress Hardware Group, Inc is prohibited. Patent pending and/or patent www.assaabloydss.com/patents.

Fire-Rated (A)	PED5401	PED5410	PED5410T	PED5445
	PED5449	PED5450	PED5455	PED5455T
	PED5459	PED5459T	PED54910	PED54930

Option	Assembly #	Description	Sellable
(All Functions)	787F187	Top Case Assembly	Yes

Item	Assembly #	Part #	Description	Qty	Sellable
1	N/A	787F20 x fin	Top Cover ¹	1	Yes
2		787F14 x fin	Screw Pack (B) ¹	1	Yes
3	See chart above	-	Latch Release Lever Pin	1	Yes
4		-	Roll Pin	1	Yes
5		-	Spirol Pin	1	Yes
6		-	Spring, Torsion	1	Yes
7		-	Latch Retracting Lever	1	Yes
8		-	Sleeve	2	Yes
9		-	Latch Bolt	1	Yes
10		-	Top Case Spring	1	Yes
11		-	Guard Lever	1	Yes
12		-	Pivot Pin	1	Yes
13		-	Top Chassis	1	Yes
14		-	Latch Bolt Pivot Pin	1	Yes
15		-	Pivot Pin	3	Yes
16		-	Top Rod Adjuster	1	Yes
17		-	Slide	1	Yes
18	N/A	Consult Factory	Top Rod	1	Yes
19		787F13 x fin	Rod Guide ¹	1	Yes
20		646	Strike Pack	1	Yes

¹Specify Finish

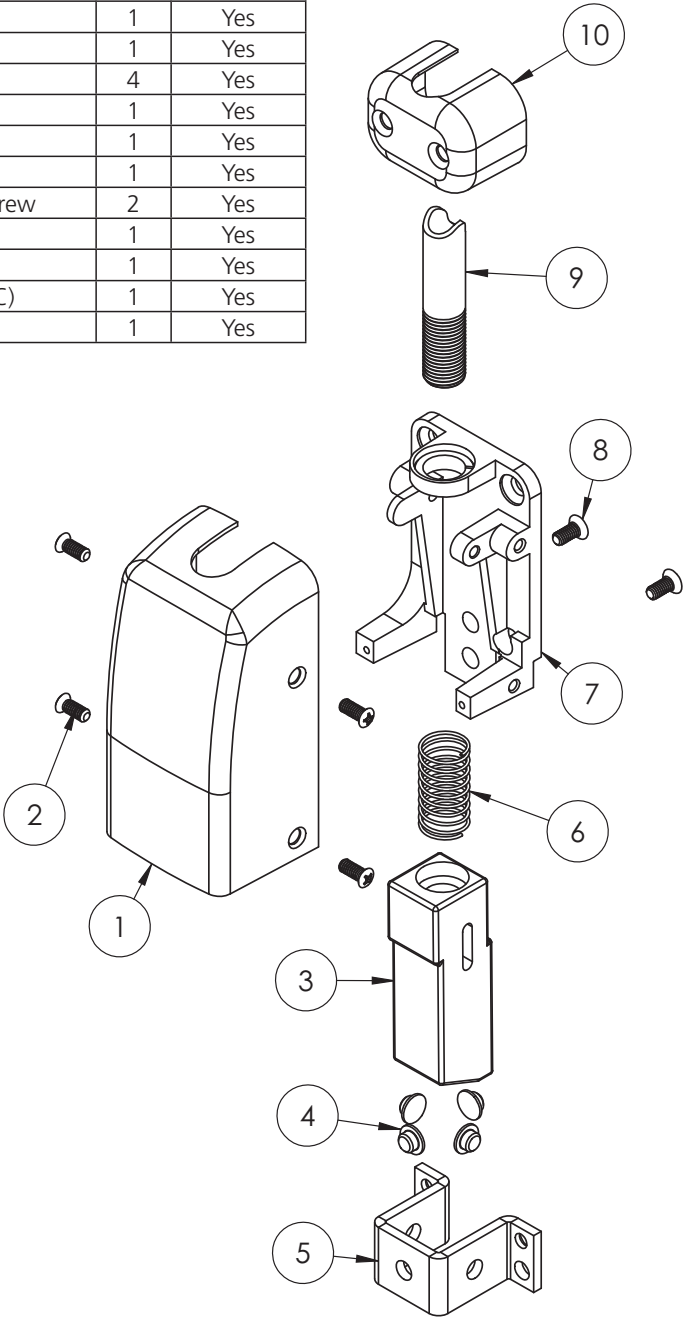


FE	PED5401	PED5410	PED5410T	PED5445
A FE	PED5449	PED5450	PED5455	PED5455T
A HC	PED5459	PED5459T	PED54910	PED54930
HC				

Option	Assembly #	Description	Sellable
(All Functions)	787F197	Bottom Case Assembly	Yes

Item	Assembly #	Part #	Description	Qty	Sellable
1	N/A	787F21 x fin	Bottom Cover ¹	1	Yes
2		787F14 x fin	Screw Pack (B) ¹	1	Yes
3	See chart above	-	Bottom Bolt	1	Yes
4		-	Nylon Insert	4	Yes
5		-	Reinforcement	1	Yes
6		-	Spring, Compression	1	Yes
7		-	Chassis	1	Yes
8		-	CR-FH #6 Head 8-32 Screw	2	Yes
10	N/A	Consult Factory	Bottom Rod	1	Yes
11		787F13 x fin	Rod Guide ¹	1	Yes
12		655	Flat Strike Pack (STD, HC)	1	Yes
13		653	Bottom Strike Pack (FE)	1	Yes

¹Specify Finish



The warranty on Corbin Russwin® products becomes void if the product is modified in any way, regardless of whether the modification causes or contributes to any alleged defect. If a Corbin Russwin product is modified it may no longer meet industry certification and quality control standards applicable to the original product and is no longer a genuine Corbin Russwin product.
Copyright © 2023, 2025, ASSA ABLOY Access and Egress Hardware Group. All rights reserved. Reproduction in whole or in part without the express written permission of ASSA ABLOY Access and Egress Hardware Group, Inc is prohibited. Patent pending and/or patent www.assaabloydss.com/patents.

Fire-Rated (A) (FE, HC, HC4) (FE, HC, HC4)	PED5401	PED5410	PED5410T	PED5445
	PED5449	PED5450	PED5455	PED5455T
	PED5459	PED5459T	PED54910	PED54930

Option	Assembly #	Description	Sellable
(All Functions)	868F23	Top Case Assembly	Yes

Item	Assembly #	Part #	Description	Qty	Sellable
1	N/A	731F48 x fin	Top Cover ¹	1	Yes
2		787F14 x fin	Screw Pack (B) ¹	1	Yes
3	See chart above	-	Top Case Filler	1	Yes
4		-	#4-40 x 3/8 PH Pan MS	2	Yes
5		-	Spring, Torsion	1	Yes
6		-	Pin, Latch Release Lever	1	Yes
7		-	Spirol Pin	1	Yes
8		-	Top Reinforcement	1	Yes
9		-	Top Slide Assembly	1	Yes
10		-	Latch Release Lever	1	Yes
11		-	Chassis	1	Yes
12		-	Snap-In Nyliner	1	Yes
13	N/A	Consult Factory	Top Rod	1	Yes
14		787F13 x fin	Rod Guide ¹	1	Yes
15		659	Strike Pack	1	Yes

¹Specify Finish

Continued on the next page.

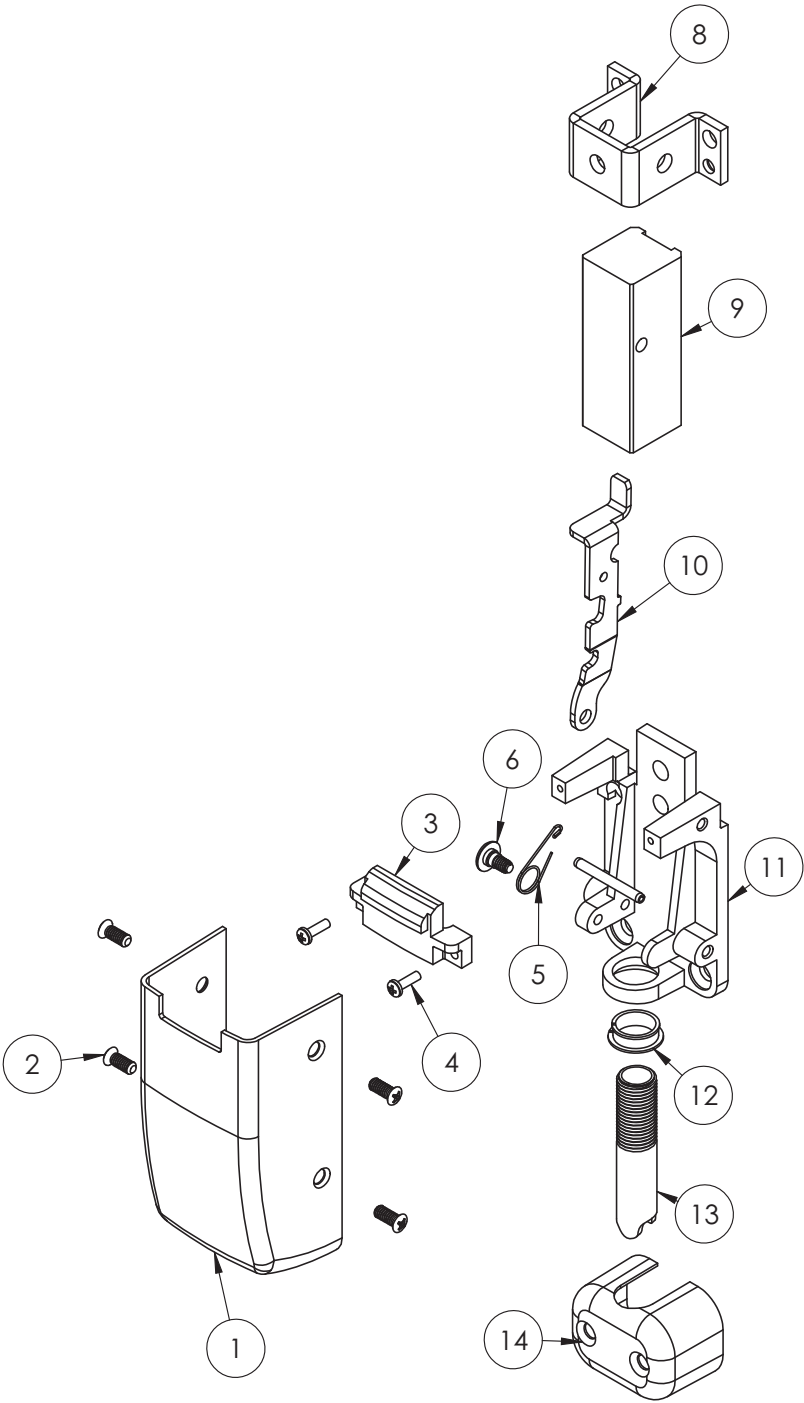
Fire-Rated (A) (FE, HC, HC4)
(FE, HC, HC4)

PED5401
PED5449
PED5459

PED5410
PED5450
PED5459T

PED5410T
PED5455
PED54910

PED5445
PED5455T
PED54930



The warranty on Corbin Russwin® products becomes void if the product is modified in any way, regardless of whether the modification causes or contributes to any alleged defect. If a Corbin Russwin product is modified it may no longer meet industry certification and quality control standards applicable to the original product and is no longer a genuine Corbin Russwin product.
Copyright © 2023, 2025, ASSA ABLOY Access and Egress Hardware Group. All rights reserved. Reproduction in whole or in part without the express written permission of ASSA ABLOY Access and Egress Hardware Group, Inc is prohibited. Patent pending and/or patent www.assaabloydss.com/patents.

**A M91
M91**

**PED5410
PED54910**

**PED5445
PED54930**

PED5449

PED5455

PED5459

**A M91 M55
M91 M55**

D

Option	Assembly #	Description	Sellable
10, 45, 49, 55, 59, 910, 930	888F53 *	LHRB Chassis Assembly	Yes
	888F54 *	RHRB Chassis Assembly	Yes
	888F55 *	LHRB Delayed Egress (D) Chassis Assembly	Yes
	888F56 *	RHRB Delayed Egress (D) Chassis Assembly	Yes

*Chassis assembly also requires cover standoff brackets (Item 27) & #8-32 x 1/4" pan head screws (Item 28), sold separately.

Item	Assembly #	Part #	Description	Qty	Sellable
1	N/A	862F50 x fin	Chassis Cover ¹	1	Yes
2		868F18 x fin	Cover Screw Pack ¹	1	Yes
3	See chart above	—	Spacer	1	No
4		—	Locking Lever	1	No
5		—	Groove Pin	3	No
6		—	Slide Pivot Pin	1	No
7		—	Lock Lever Spring	1	No
8		—	Main Slide	1	No
9		—	Roll Pin	1	No
10		—	Guard Bracket Hairpin	1	No
11		—	Lift Lever	1	No
12		—	59-80 Machine Screw	2	No
13		—	Lift Block	1	No
14		—	Switch Assembly	1	No
15		—	Knob Return Spring	1	No
16		—	Chassis Pin	2	No
17		—	Lift Arm	1	No
		—	Lift Arm, Delayed Egress		No
18		—	8-32x7/16 PH FH MS	2	No
19		—	Knob Hub Subassembly	1	No
20		—	CS Lock Washer	2	No
21		—	Wire Clip	1	No
22		—	Spirol Pin	1	No
23		—	Chassis w/ Locking Slide Assembly, LHRB	1	No
		—	Chassis w/ Locking Slide Assembly, RHRB		No
24		—	Lift Lever Pivot Pin	1	No
25		—	Machine Screw	2	No
26	N/A	878F40	Rod Adjustment Pin	2	Yes
27		863F428	Cover Standoff Bracket	2	Yes
28		888F71	#8-32 x 1/4" Pan Head Screw	2	Yes
29		879F24	Mounting Screw Pack	1	Yes

¹Specify Finish

Continued on the next page.

The warranty on Corbin Russwin® products becomes void if the product is modified in any way, regardless of whether the modification causes or contributes to any alleged defect. If a Corbin Russwin product is modified it may no longer meet industry certification and quality control standards applicable to the original product and is no longer a genuine Corbin Russwin product.
Copyright © 2023, 2025, ASSA ABLOY Access and Egress Hardware Group. All rights reserved. Reproduction in whole or in part without the express written permission of ASSA ABLOY Access and Egress Hardware Group, Inc is prohibited. Patent pending and/or patent www.assaabloydss.com/patents.

A M91

PED5410

PED5445

PED5449

PED5455

PED5459

M91

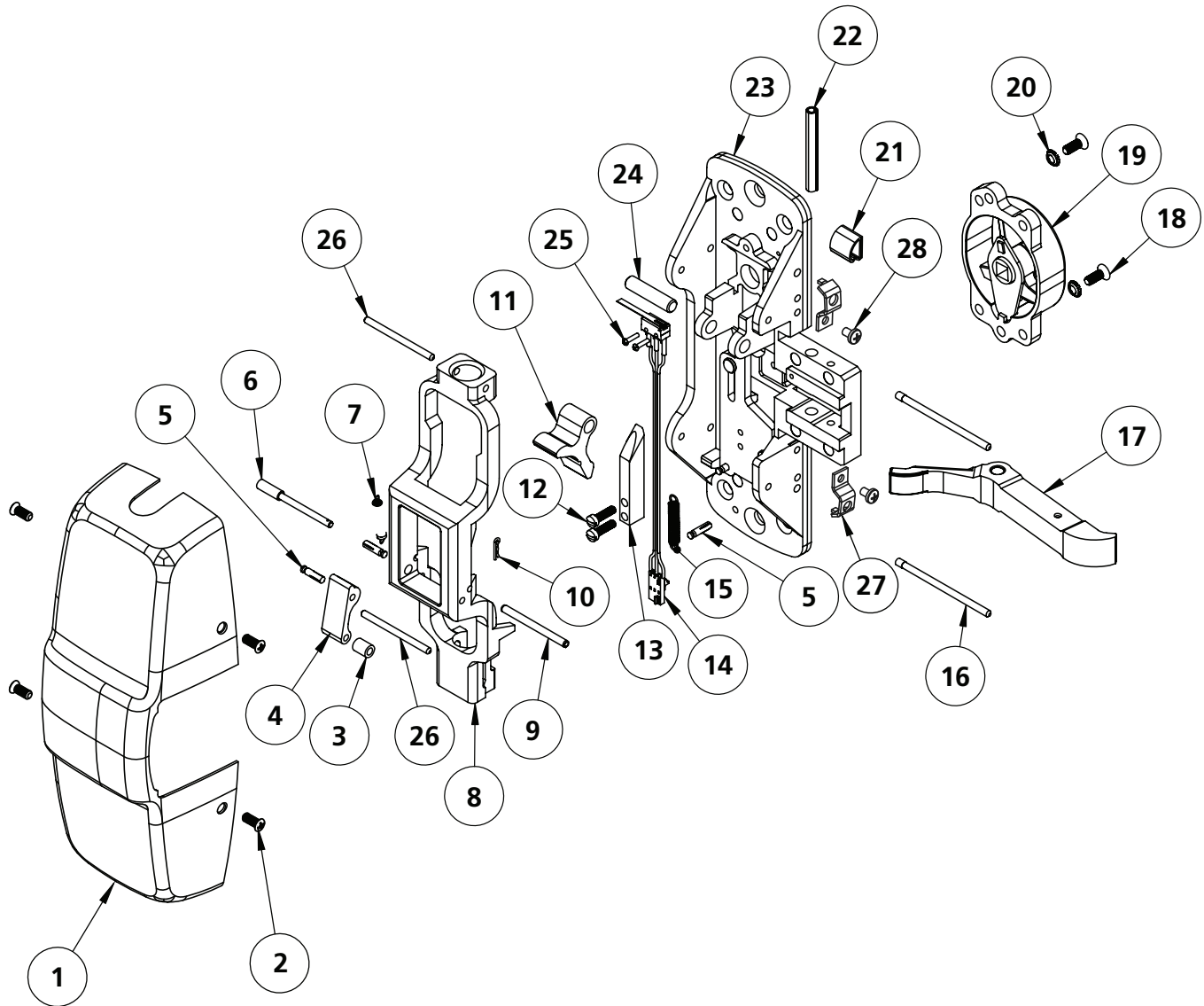
PED54910

PED54930

A M91 M55

M91 M55

D



The warranty on Corbin Russwin® products becomes void if the product is modified in any way, regardless of whether the modification causes or contributes to any alleged defect. If a Corbin Russwin product is modified it may no longer meet industry certification and quality control standards applicable to the original product and is no longer a genuine Corbin Russwin product.

Copyright © 2023, 2025, ASSA ABLOY Access and Egress Hardware Group. All rights reserved. Reproduction in whole or in part without the express written permission of ASSA ABLOY Access and Egress Hardware Group, Inc is prohibited. Patent pending and/or patent www.assaabloydss.com/patents.

A M91
M91
A M91 HC
M91 HC
D

PED5401
PED5450

Option	Assembly #	Description	Sellable
01, 50	888F57 *	LHRB Chassis Assembly	Yes
	888F58 *	RHRB Chassis Assembly	Yes
	888F59 *	LHRB Delayed Egress (D) Chassis Assembly	Yes
	888F60 *	RHRB Delayed Egress (D) Chassis Assembly	Yes

*Chassis assembly also requires cover standoff brackets (Item 22) & #8-32 x 1/4" pan head screws (Item 23), sold separately.

Item	Assembly #	Part #	Description	Qty	Sellable
1	N/A	862F50 x fin	Chassis Cover ¹	1	Yes
2		868F18 x fin	Cover Screw Pack ¹	1	Yes
3	See chart above	—	Spring, Locking Lever	1	No
4		—	Locking Lever	1	No
5		—	Spacer	1	No
6		—	Main Slide	1	No
7		—	Roll Pin	1	No
8		—	Guard Bracket Hairpin	1	No
9		—	Stop Pin	1	No
10		—	Chassis, LHRB	1	No
		—	Chassis, RHRB		No
11		—	Chassis Pin	2	No
12		—	Lift Arm	1	No
		—	Lift Arm, Delayed Egress (D)		No
13		—	Wire Clip	1	No
14		—	Spirol Pin	1	No
15		—	Lift Lever Pivot Pin	1	No
16		—	Switch Assembly	1	No
17		—	Machine Screw	2	No
18		—	Lift Lever	1	No
19		—	Slide Pivot Pin	1	No
20		—	Groove Pin	2	No
21	N/A	878F40	Rod Adjustment Pin	2	Yes
22		863F428	Cover Standoff Bracket	2	Yes
23		888F71	#8-32 x 1/4" Pan Head Screw	2	Yes
24		879F24	Mounting Screw Pack	1	Yes

¹Specify Finish

Continued on the next page.

A M91

PED5401

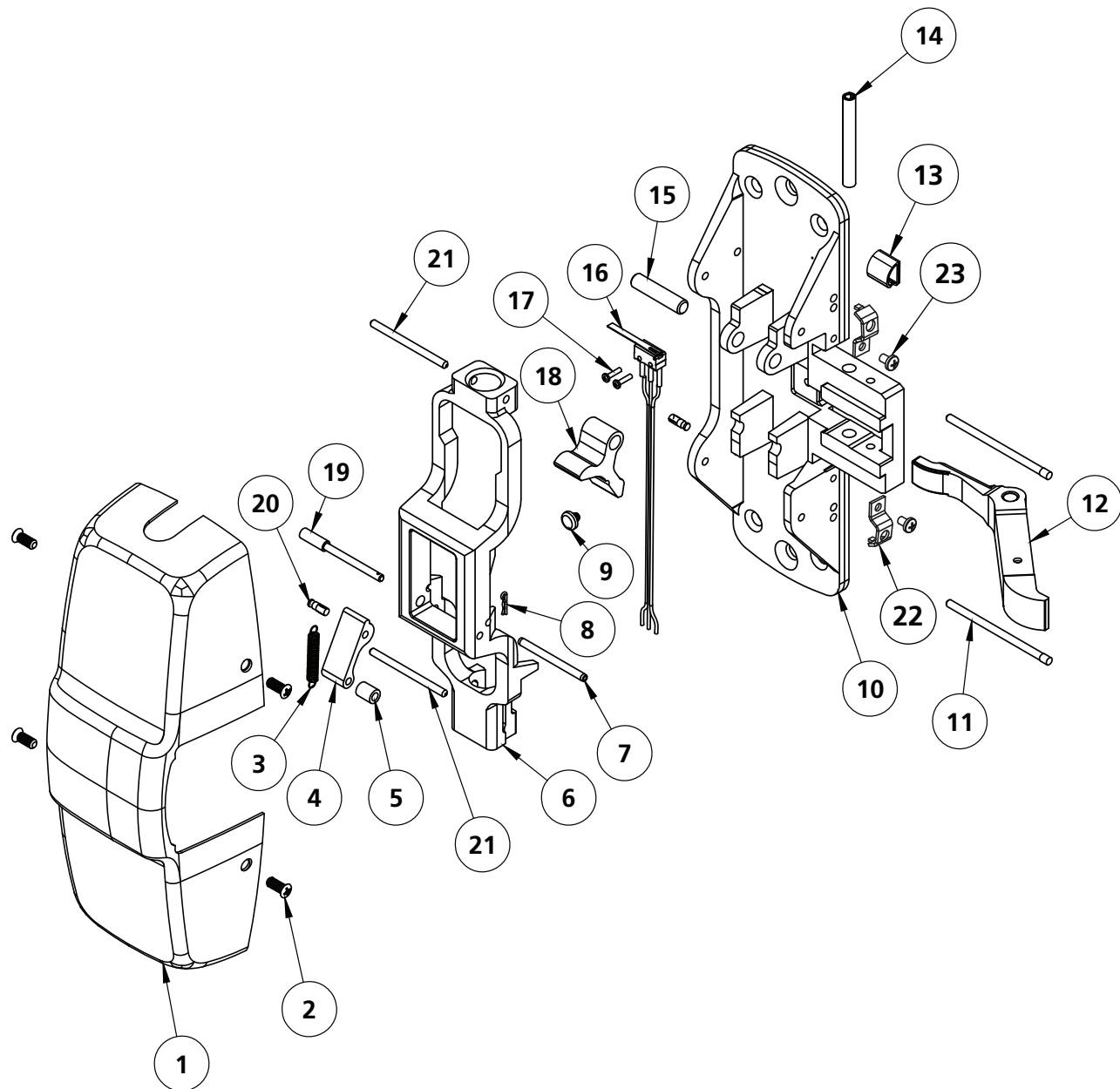
M91

PED5450

A M91 HC

M91 HC

D



The warranty on Corbin Russwin® products becomes void if the product is modified in any way, regardless of whether the modification causes or contributes to any alleged defect. If a Corbin Russwin product is modified it may no longer meet industry certification and quality control standards applicable to the original product and is no longer a genuine Corbin Russwin product.

Copyright © 2023, 2025, ASSA ABLOY Access and Egress Hardware Group. All rights reserved. Reproduction in whole or in part without the express written permission of ASSA ABLOY Access and Egress Hardware Group, Inc is prohibited. Patent pending and/or patent www.assaabloydss.com/patents.

A M91**PED5410T****M91****A M91 HC****M91 HC****A M91 HC4****M91 HC4****D**

Option	Assembly #	Description	Sellable
10T	888F61 *	LHRB Chassis Assembly	Yes
	888F62 *	RHRB Chassis Assembly	Yes
	888F63 *	LHRB Delayed Egress (D) Chassis Assembly	Yes
	888F64 *	RHRB Delayed Egress (D) Chassis Assembly	Yes

*Chassis assembly also requires cover standoff brackets (Item 26) & #8-32 x 1/4" pan head screws (Item 27), sold separately.

Item	Assembly #	Part #	Description	Qty	Sellable
1	N/A	862F50 x fin	Chassis Cover ¹	1	Yes
2		868F18 x fin	Cover Screw Pack ¹	1	Yes
3	See chart above	—	Locking Lever	1	No
4		—	Spacer	1	No
5		—	Main Slide	1	No
6		—	Roll Pin	1	No
7		—	Guard Bracket Hairpin	1	No
8		—	59-80 Machine Screw	2	No
9		—	Lift Block	1	No
10		—	Switch Assembly	1	No
11		—	Knob Return Spring	1	No
12		—	Groove Pin	3	No
13		—	Chassis Pin	2	No
14		—	Lift Arm	1	No
		—	Lift Arm, Delayed Egress (D)		No
15		—	Thumb Piece Lever	1	No
16		—	8-32x3/8 PH FL U'CUT W/NY	1	No
17		—	Wire Clip	1	No
18		—	Spirol Pin	1	No
19		—	Chassis w/ Locking Slide Assembly, LHRB	1	No
		—	Chassis w/ Locking Slide Assembly, RHRB		No
20		—	Lift Lever Pivot Pin	1	No
21		—	Machine Screw	2	No
22		—	Lift Lever	1	No
23		—	Spring, Locking Lever	1	No
24		—	Slide Pivot Pin	1	No
25	N/A	878F40	Rod Adjustment Pin	2	Yes
26		863F428	Cover Standoff Bracket	2	Yes
27		888F71	#8-32 x 1/4" Pan Head Screw	2	Yes
28		879F24	Mounting Screw Pack	1	Yes

¹Specify Finish

Continued on the next page.

The warranty on Corbin Russwin® products becomes void if the product is modified in any way, regardless of whether the modification causes or contributes to any alleged defect. If a Corbin Russwin product is modified it may no longer meet industry certification and quality control standards applicable to the original product and is no longer a genuine Corbin Russwin product.
Copyright © 2023, 2025, ASSA ABLOY Access and Egress Hardware Group. All rights reserved. Reproduction in whole or in part without the express written permission of ASSA ABLOY Access and Egress Hardware Group, Inc is prohibited. Patent pending and/or patent www.assaabloydss.com/patents.

A M91

PED5410T

M91

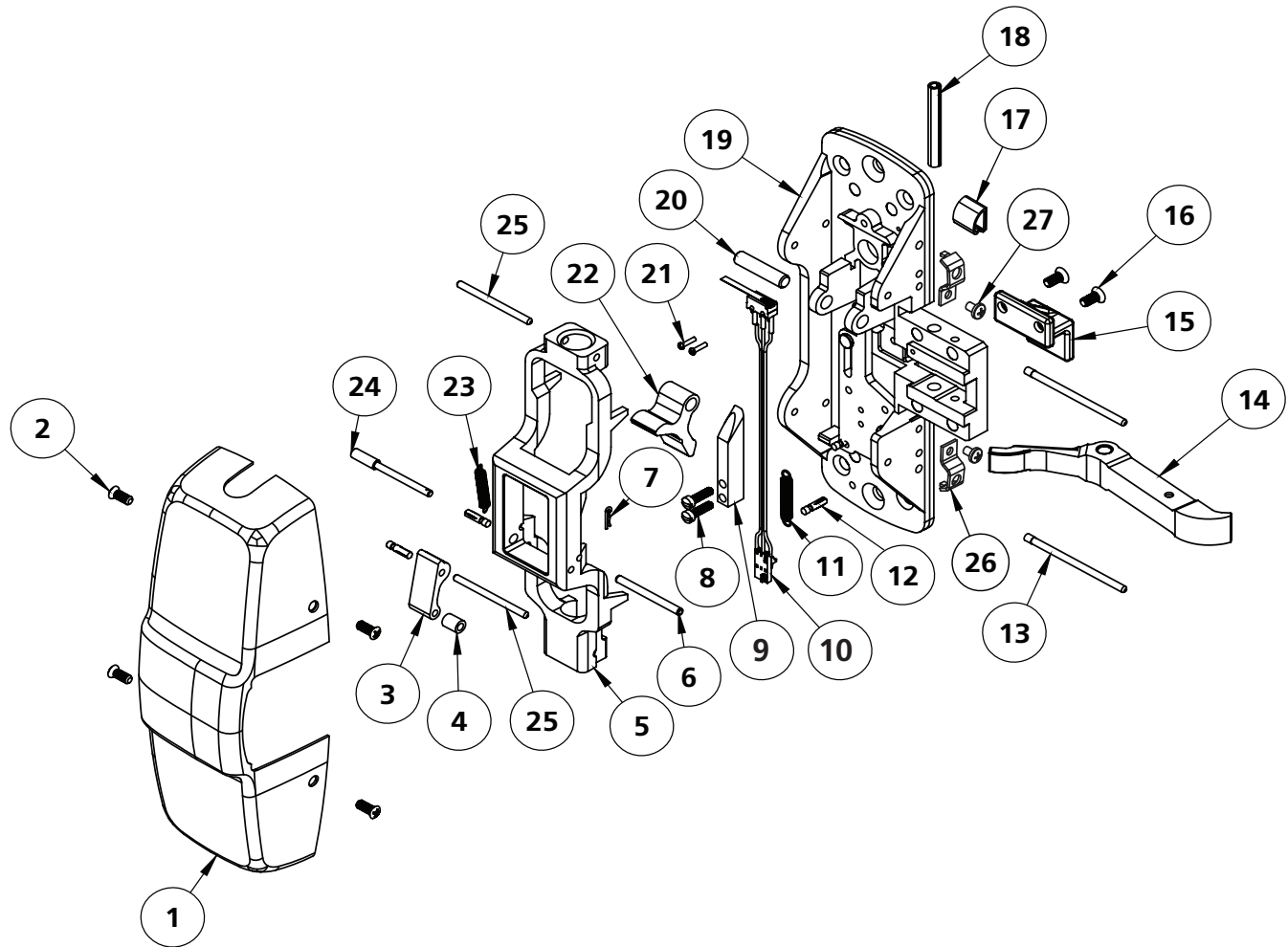
A M91 HC

M91 HC

A M91 HC4

M91 HC4

D



The warranty on Corbin Russwin® products becomes void if the product is modified in any way, regardless of whether the modification causes or contributes to any alleged defect. If a Corbin Russwin product is modified it may no longer meet industry certification and quality control standards applicable to the original product and is no longer a genuine Corbin Russwin product.

Copyright © 2023, 2025, ASSA ABLOY Access and Egress Hardware Group. All rights reserved. Reproduction in whole or in part without the express written permission of ASSA ABLOY Access and Egress Hardware Group, Inc is prohibited. Patent pending and/or patent www.assaabloydss.com/patents.

A M91
M91
A M91 HC4
M91 HC4
D

PED5459T
PED5455T

Option	Assembly #	Description	Sellable
55T	888F65 *	LHRB Chassis Assembly	Yes
59T	888F66 *	RHRB Chassis Assembly	Yes
	888F67 *	LHRB Delayed Egress (D) Chassis Assembly	Yes
	888F68 *	RHRB Delayed Egress (D) Chassis Assembly	Yes

*Chassis assembly also requires cover standoff brackets (Item 31) & #8-32 x 1/4" pan head screws (Item 32), sold separately.

Item	Assembly #	Part #	Description	Qty	Sellable
1	N/A	862F50 x Fin	Chassis Cover ¹	1	Yes
2		868F18 x Fin	Cover Screw Pack ¹	1	Yes
3		—	Locking Lever	1	No
4		—	Spacer	1	No
5		—	Main Slide	1	No
6		—	Roll Pin	1	No
7		—	Guard Bracket Hairpin	1	No
8		—	Lift Lever	1	No
9		—	59-80 Machine Screw	2	No
10		—	Switch Assembly	1	No
11		—	Lift Block	1	No
12		—	Knob Return Spring	1	No
13		—	Chassis w/ Locking Slide Assembly, LHRB	1	No
		—	Chassis w/ Locking Slide Assembly, RHRB		No
14		—	Chassis Pin	2	No
15		—	Lift Arm	1	No
		—	Lift Arm, Delayed Egress (D)		No
16		—	Thumb Piece Lever	1	No
17	See chart above	—	8-32x3/8 PH FL U'CUT W/NY	1	No
18		—	Wire Clip	1	No
19		—	Retaining Ring	1	No
20		—	Spirol Pin	1	No
21		—	Lift Lever Pivot Pin	1	No
22		—	Locking Slide Assembly, LHRB	1	No
		—	Locking Slide Assembly, RHRB		No
23		—	Machine Screw	2	No
24		—	Locking Slide Spring, LHRB	1	No
		—	Locking Slide Spring, RHRB		No
25		—	6-32x5/16 PH PNHD Self Tap Screw	1	No
26		—	Cylinder Hub and Pin Assembly	1	No
27		—	Lock Lever Spring	1	No
28		—	Slide Pivot Pin	1	No
29		—	Groove Pin	3	No
30	N/A	878F40	Rod Adjustment Pin	2	Yes
31		863F428	Cover Standoff Bracket	2	Yes
32		888F71	#8-32 x 1/4" Pan Head Screw	2	Yes
33		879F24	Mounting Screw Pack	1	Yes

¹Specify Finish

Continued on the next page.

The warranty on Corbin Russwin® products becomes void if the product is modified in any way, regardless of whether the modification causes or contributes to any alleged defect. If a Corbin Russwin product is modified it may no longer meet industry certification and quality control standards applicable to the original product and is no longer a genuine Corbin Russwin product.

Copyright © 2023, 2025, ASSA ABLOY Access and Egress Hardware Group. All rights reserved. Reproduction in whole or in part without the express written permission of ASSA ABLOY Access and Egress Hardware Group, Inc is prohibited. Patent pending and/or patent www.assaabloydss.com/patents.

Chassis Assemblies

A M91

M91

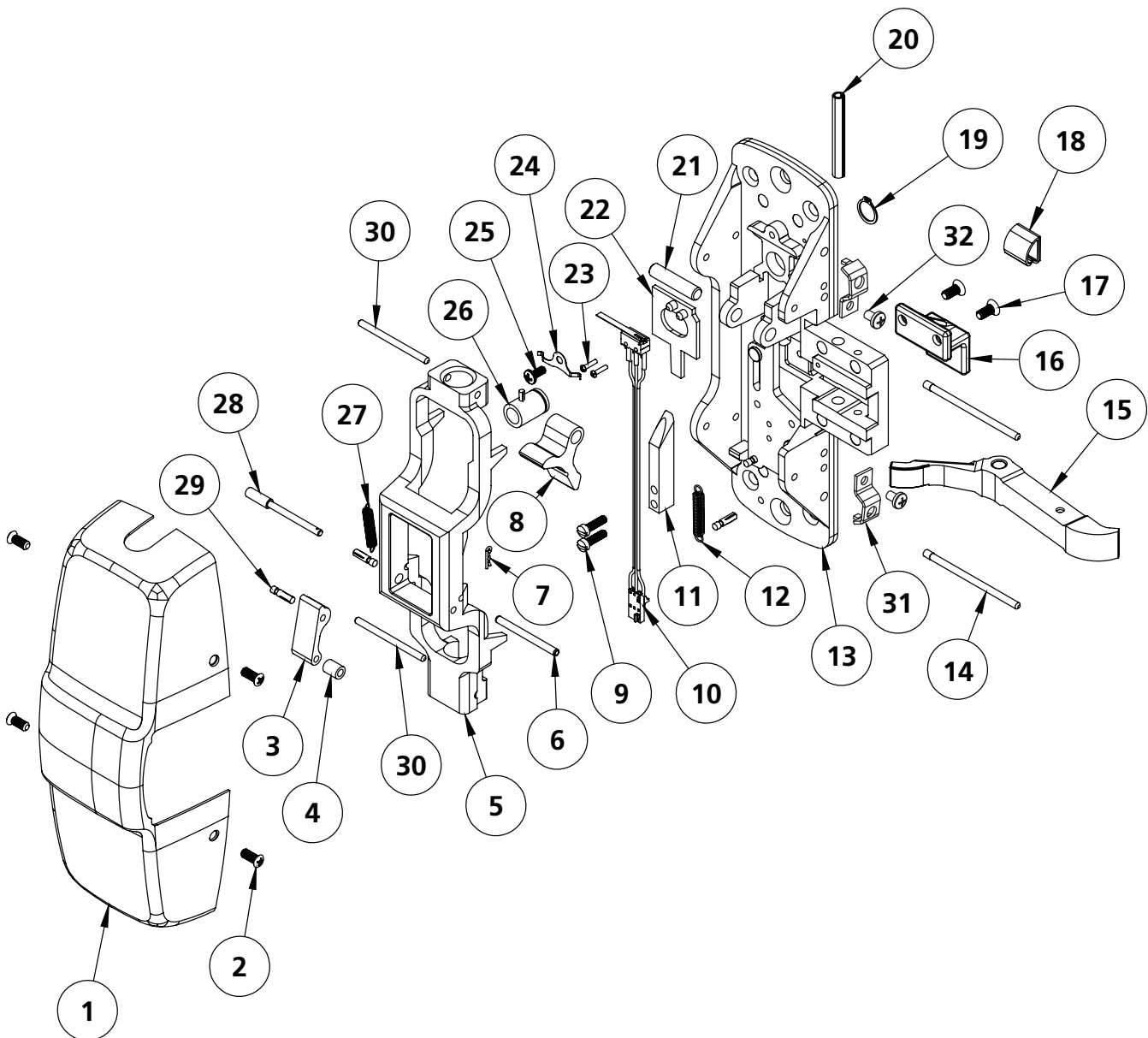
A M91 HC4

M91 HC4

D

PED5459T

PED5455T



The warranty on Corbin Russwin® products becomes void if the product is modified in any way, regardless of whether the modification causes or contributes to any alleged defect. If a Corbin Russwin product is modified it may no longer meet industry certification and quality control standards applicable to the original product and is no longer a genuine Corbin Russwin product.

Copyright © 2023, 2025, ASSA ABLOY Access and Egress Hardware Group. All rights reserved. Reproduction in whole or in part without the express written permission of ASSA ABLOY Access and Egress Hardware Group, Inc is prohibited. Patent pending and/or patent www.assaabloydss.com/patents.

STD	PED5410	PED5445	PED5449	PED5455
A FE	PED5459	PED54910	PED54930	
FE				

Option	Assembly #	Description	Sellable
10, 45, 49, 55, 59, 910, 930	878F26 *	LHRB Chassis Assembly	Yes
	878F27 *	RHRB Chassis Assembly	Yes

*Chassis assembly also requires cover standoff brackets (Item 18) & #8-32 x 1/4" pan head screws (Item 19), sold separately.

Item	Assembly #	Part #	Description	Qty	Sellable
1	N/A	862F50 x fin	Chassis Cover ¹	1	Yes
2		868F18 x fin	Cover Screw Pack ¹	1	Yes
3	See chart above	—	Main Slide	1	No
4		—	Lift Lever	1	No
5		—	59-80 Machine Screw	2	No
6		—	Lift Block	1	No
7		—	Knob Return Spring	1	No
8		—	Groove Pin	1	No
9		—	Chassis and Slide Assembly, LHRB	1	No
		—	Chassis and Slide Assembly, RHRB		No
10		—	Chassis Pin	2	No
11		—	Lift Arm	1	No
12		—	Lift Lever Pivot Pin	1	No
13		—	Knob Hub Assembly	1	No
14		—	8-32x7/16 PH FH MS	2	No
15		—	Countersunk Lock Washer	2	No
16		—	Spirol Pin	1	No
17	N/A	878F40	Rod Adjustment Pin	2	Yes
18		863F428	Cover Standoff Bracket	2	Yes
19		888F71	#8-32 x 1/4" Pan Head Screw	2	Yes
20		879F24	Mounting Screw Pack	1	Yes

¹Specify Finish
Continued on the next page.

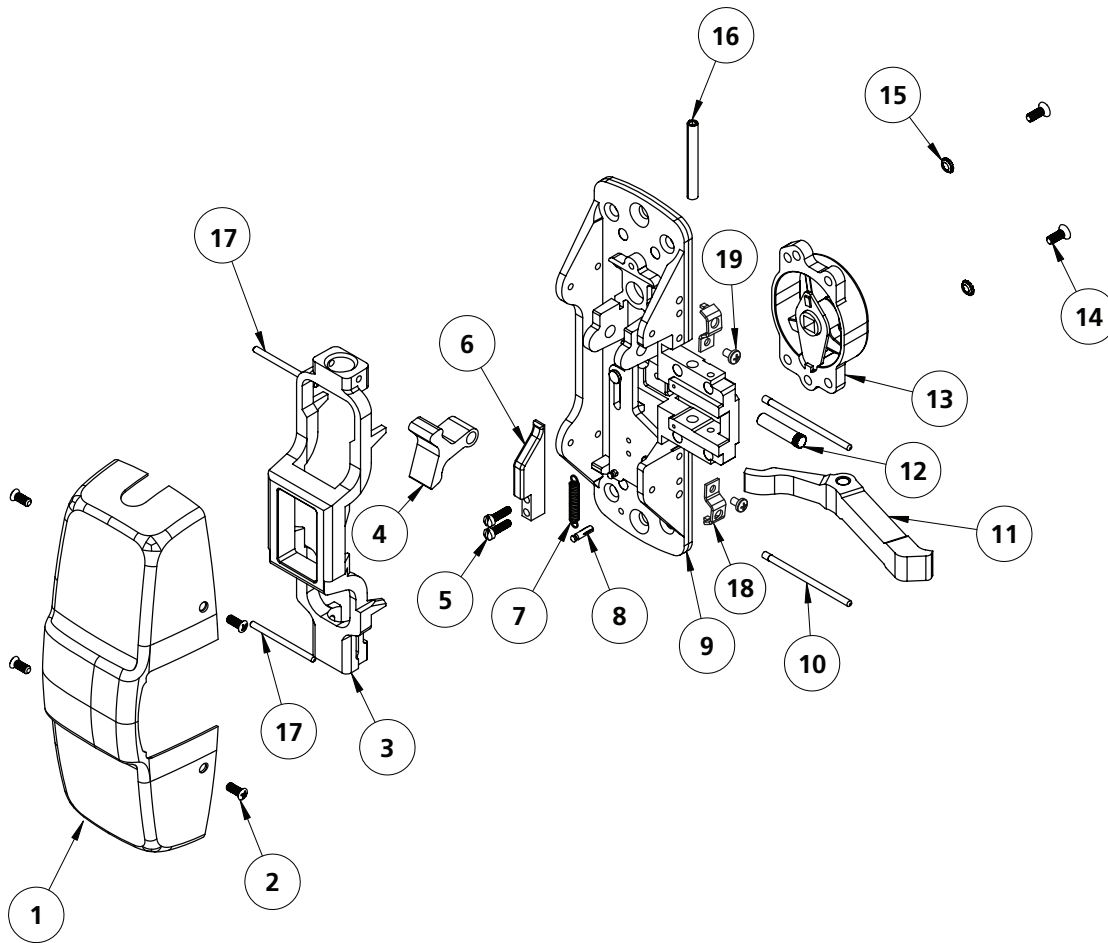
STD
A FE
FE

PED5410
PED5459

PED5445
PED54910

PED5449
PED54930

PED5455



The warranty on Corbin Russwin® products becomes void if the product is modified in any way, regardless of whether the modification causes or contributes to any alleged defect. If a Corbin Russwin product is modified it may no longer meet industry certification and quality control standards applicable to the original product and is no longer a genuine Corbin Russwin product.

Copyright © 2023, 2025, ASSA ABLOY Access and Egress Hardware Group. All rights reserved. Reproduction in whole or in part without the express written permission of ASSA ABLOY Access and Egress Hardware Group, Inc is prohibited. Patent pending and/or patent www.assaabloydss.com/patents.

A FE **PED5401**
FE **PED5450**

Option	Assembly #	Description	Sellable
01,50	878F28 *	LHRB Chassis Assembly	Yes
	878F29 *	RHRB Chassis Assembly	Yes

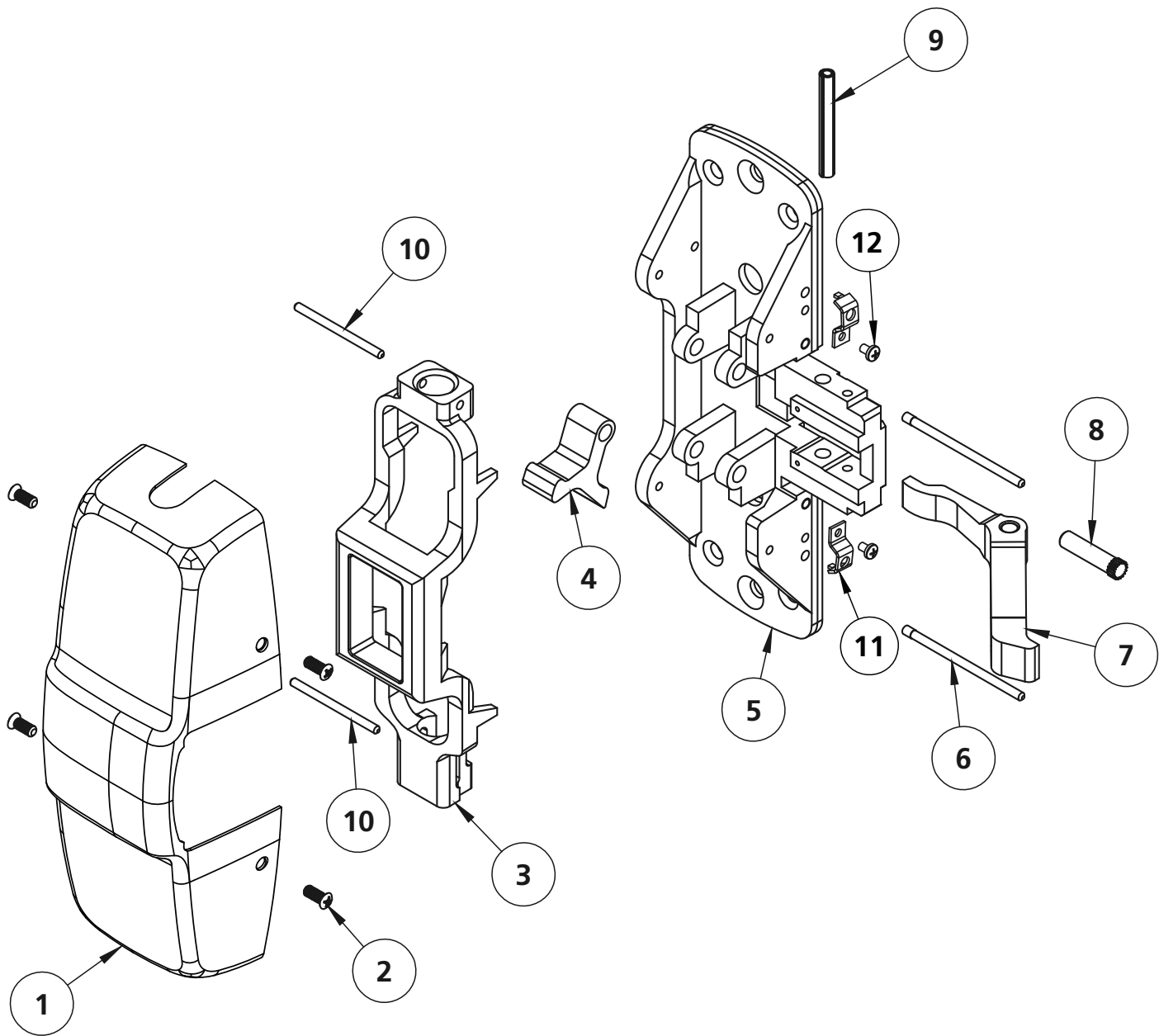
*Chassis assembly also requires cover standoff brackets (Item 11) & #8-32 x 1/4" pan head screws (Item 12), sold separately.

Item	Assembly #	Part #	Description	Qty	Sellable
1	N/A	862F50 x fin	Chassis Cover ¹	1	Yes
2		868F18 x fin	Cover Screw Pack ¹	1	Yes
3	See chart above	—	Main Slide	1	No
4		—	Lift Lever	1	No
5		—	Chassis	1	No
6		—	Chassis Pin	2	No
7		—	Lift Arm	1	No
8		—	Lift Lever Pivot Pin	1	No
9		—	Spirol Pin	1	No
10	N/A	878F40	Rod Adjustment Pin	2	Yes
11		863F428	Cover Standoff Bracket	2	Yes
12		888F71	#8-32 x 1/4" Pan Head Screw	2	Yes
13		879F24	Mounting Screw Pack	1	Yes

¹Specify Finish

Continued on the next page.

A FE PED5401
FE PED5450



The warranty on Corbin Russwin® products becomes void if the product is modified in any way, regardless of whether the modification causes or contributes to any alleged defect. If a Corbin Russwin product is modified it may no longer meet industry certification and quality control standards applicable to the original product and is no longer a genuine Corbin Russwin product.
Copyright © 2023, 2025, ASSA ABLOY Access and Egress Hardware Group. All rights reserved. Reproduction in whole or in part without the express written permission of ASSA ABLOY Access and Egress Hardware Group, Inc is prohibited. Patent pending and/or patent www.assaabloydss.com/patents.

A HC4 **PED5401** **PED5410** **PED5445** **PED5449**
HC4 **PED5450** **PED5455** **PED5459** **PED54910** **PED54930**

Function	Assembly #	Description	Sellable
01, 10, 45, 49, 50, 55, 59, 910, 930	878F34 *	LHRB Chassis Assembly	Yes
	878F35 *	RHRB Chassis Assembly	Yes

*Chassis assembly also requires cover standoff brackets (Item 18) & #8-32 x 1/4" pan head screws (Item 19), sold separately.

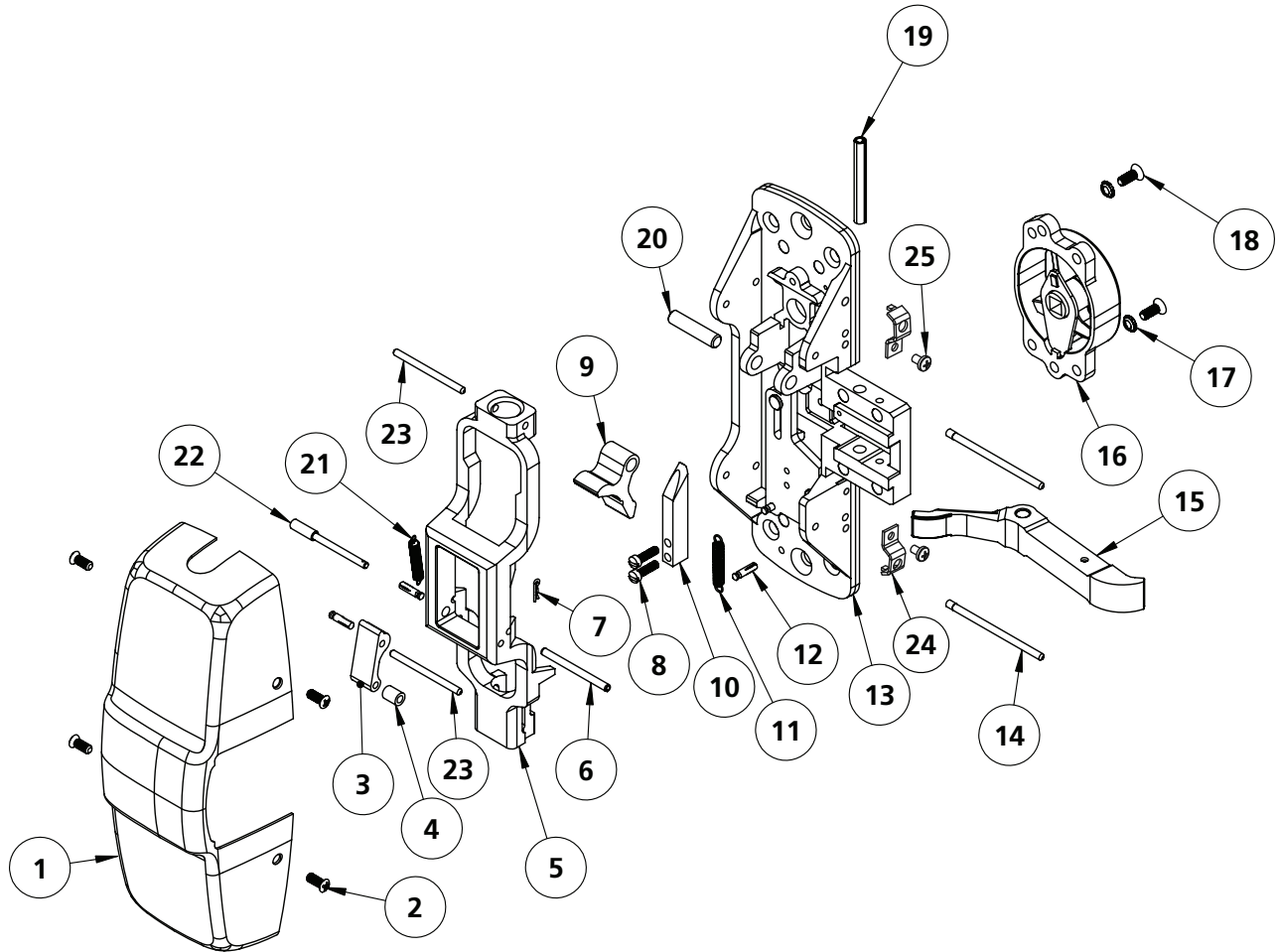
Item	Assembly #	Part #	Description	Qty	Sellable
1	N/A	862F50 x fin	Chassis Cover ¹	1	Yes
2		868F18 x fin	Cover Screw Pack ¹	1	Yes
3	See chart above	—	Locking Lever	1	No
4		—	Spacer	1	No
5		—	Main Slide	1	No
6		—	Roll Pin	1	No
7		—	Guard Bracket Hairpin	1	No
8		—	59-80 Machine Screw	2	No
9		—	Lift Lever	1	No
10		—	Lift Block	1	No
11		—	Knob Return Spring	1	No
12		—	Groove Pin	3	No
13		—	Chassis and Slide Assembly, LHRB	1	No
		—	Chassis and Slide Assembly, RHRB		No
14		—	Chassis Pin	2	No
15		—	Lift Arm	1	No
16		—	Knob Hub Subassembly	1	No
17		—	Countersunk Lock Washer	2	No
18		—	8-32x7/16 PH FH MS	2	No
19		—	Spirol Pin	1	No
20		—	Lift Lever Pivot Pin	2	No
21		—	Return Spring, Guarding	1	No
22		—	Slide Pivot Pin	1	No
23	N/A	878F40	Rod Adjustment Pin	2	Yes
24		863F428	Cover Standoff Bracket	2	Yes
25		888F71	#8-32 x 1/4" Pan Head Screw	2	Yes
26		879F24	Mounting Screw Pack	1	Yes

¹Specify Finish

Continued on the next page.

The warranty on Corbin Russwin® products becomes void if the product is modified in any way, regardless of whether the modification causes or contributes to any alleged defect. If a Corbin Russwin product is modified it may no longer meet industry certification and quality control standards applicable to the original product and is no longer a genuine Corbin Russwin product.
 Copyright © 2023, 2025, ASSA ABLOY Access and Egress Hardware Group. All rights reserved. Reproduction in whole or in part without the express written permission of ASSA ABLOY Access and Egress Hardware Group, Inc is prohibited. Patent pending and/or patent www.assaabloydss.com/patents.

A HC4	PED5401	PED5410	PED5445	PED5449	
HC4	PED5450	PED5455	PED5459	PED54910	PED54930



The warranty on Corbin Russwin® products becomes void if the product is modified in any way, regardless of whether the modification causes or contributes to any alleged defect. If a Corbin Russwin product is modified it may no longer meet industry certification and quality control standards applicable to the original product and is no longer a genuine Corbin Russwin product.

Copyright © 2023, 2025, ASSA ABLOY Access and Egress Hardware Group. All rights reserved. Reproduction in whole or in part without the express written permission of ASSA ABLOY Access and Egress Hardware Group, Inc is prohibited. Patent pending and/or patent www.assaabloydss.com/patents.

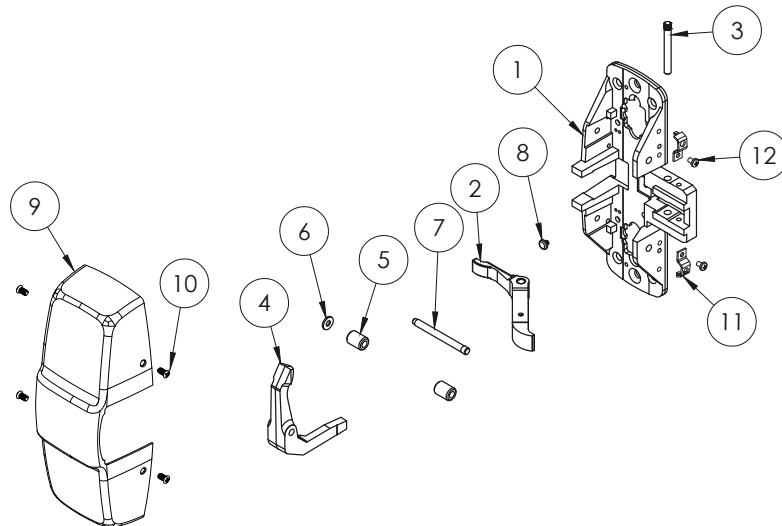
STD	PED5601	PED5610	PED5610T
A	PED5645	PED5647	PED5655
D	PED5655T	PED5657	
A D	PED56903	PED56905	

Option	Assembly #	Description	Sellable
Std or A (All Functions Except 42 & 42T)	879F27 *	LHRB	Yes
	879F28 *	RHRB	Yes
(A) D (All Functions Except 42 & 42T)	879F33 *	LHRB	Yes
	879F34 *	RHRB	Yes

*Chassis assembly also requires cover standoff brackets (Item 11), & #8-32 x 1/4" pan head screws (Item 12) sold separately.

Item	Assembly #	Part #	Description	Qty.	Sellable
1	See chart above	—	Chassis	1	No
2		—	Lift Arm	1	No
		—	Lift Arm, Delayed Egress (D)		
3		—	Pivot Pin	1	No
4		—	Left Hand Lift Lever	1	No
		—	Right Hand Lift Lever		
5		—	Bushing	2	No
6		—	Washer	1	No
7	N/A	—	Pivot Pin (55T Function)	1	No
8		—	Stop Pin	1	No
9		862F52 x fin	Cover ¹	1	Yes
10		868F18 x fin	Cover Screw Pack ¹	1	Yes
11		863F428	Cover Standoff Bracket	2	Yes
12		888F71	#8-32 x 1/4" Pan Head Screw	2	Yes
Not Shown		See mortise lock body page (LHRB)	Mortise Lock Assembly ^{1,2,3}	1	Yes
		See mortise lock body page (RHRB)			
	879F24	Screw Pack Standard	1	Yes	
	C908	Strike Pack LHRB 1 3/4" (C908) ^{1,3}	1	Yes	
	C908	Strike Pack RHRB 1 3/4" (C908) ^{1,3}	1	Yes	

¹Specify Finish
²Specify Function
³Specify Hand



The warranty on Corbin Russwin® products becomes void if the product is modified in any way, regardless of whether the modification causes or contributes to any alleged defect. If a Corbin Russwin product is modified it may no longer meet industry certification and quality control standards applicable to the original product and is no longer a genuine Corbin Russwin product.

Copyright © 2023, 2025, ASSA ABLOY Access and Egress Hardware Group. All rights reserved. Reproduction in whole or in part without the express written permission of ASSA ABLOY Access and Egress Hardware Group, Inc is prohibited. Patent pending and/or patent www.assaabloy.com/patents.

STD PED5642
A PED5642T
D
A D

Option	Assembly #	Description	Sellable
Std or A	879F35 *	LHRB	Yes
	879F36 *	RHRB	Yes
(A) D	879F39 *	LHRB	Yes
	879F40 *	RHRB	Yes

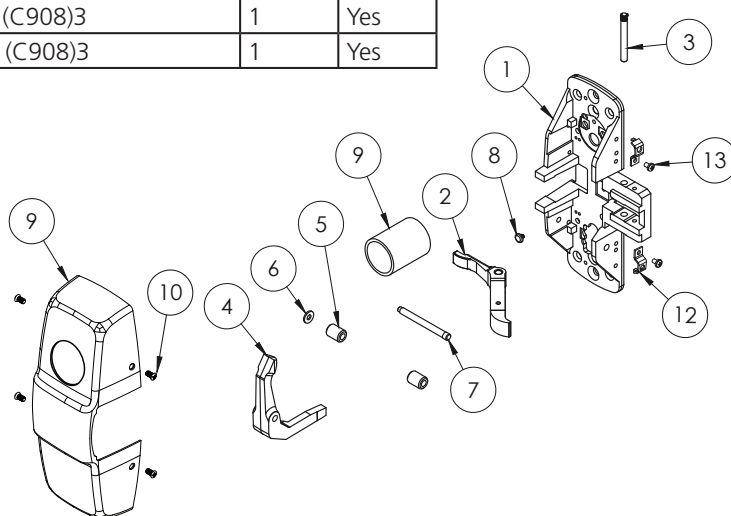
*Chassis assembly also requires cover standoff brackets (Item 12), & #8-32 x 1/4" pan head screws (Item 13) sold separately.

Item	Part #	Description	Qty.	Sellable
1	—	Chassis RHRB	1	No
	—	Chassis LHRB		
2	—	Lift Arm	1	No
	—	Lift Arm, Delayed Egress (D)		
3	—	Pivot Pin	1	No
4	—	Left Hand Lift Lever	1	No
	—	Right Hand Lift Lever		
5	—	Bushing	2	No
6	—	Washer	1	No
7	—	Pivot Pin (55T Function)	1	No
8	—	Stop Pin	1	No
9	—	Cylinder Blocking Ring ¹	1	No
10	862F55 x fin	Cover LHRB ¹	1	Yes
	862F56 x fin	Cover RHRB ¹	1	Yes
11	868F18 x fin	Cover Screw Pack ¹	1	Yes
12	863F428	Cover Standoff Bracket	2	Yes
13	888F71	#8-32 x 1/4" Pan Head Screw	2	Yes
Not Shown	—	Rim Cylinder Assembly ²	1	No
	021F68	Rim Cylinder Mounting Screw	2	No
	See mortise lock body page	Mortise Assy 42 Funtion ^{1,3}	1	Yes
		Mortise Assy 42T Function ^{1,3}	1	Yes
	879F24	Screw Pack Standard	1	Yes
	C908	Strike Pack LHRB (C908) ³	1	Yes
	C908	Strike Pack RHRB (C908) ³	1	Yes

¹Specify Finish

²Specify Function

³Specify Hand



The warranty on Corbin Russwin® products becomes void if the product is modified in any way, regardless of whether the modification causes or contributes to any alleged defect. If a Corbin Russwin product is modified it may no longer meet industry certification and quality control standards applicable to the original product and is no longer a genuine Corbin Russwin product.

Copyright © 2023, 2025, ASSA ABLOY Access and Egress Hardware Group. All rights reserved. Reproduction in whole or in part without the express written permission of ASSA ABLOY Access and Egress Hardware Group, Inc is prohibited. Patent pending and/or patent www.assaabloydss.com/patents.

M91 MD	PED5801	PED5810	PED5845
MD	PED5849	PED5850	PED5855
M91 MD 5CH	PED5859	PED58910	PED58930
MD 5CH			
D MD			

Option	Assembly #	Description	Sellable
M91 MD	878F04 *	LHRB Chassis Assembly	Yes
MD	878F05 *	RHRB Chassis Assembly	Yes
M91 MD 5CH			
MD 5CH			
D MD	878F12 *	LHRB Chassis Assembly, Delayed Egress (D)	Yes
	878F13 *	RHRB Chassis Assembly, Delayed Egress (D)	Yes

* Chassis assembly also requires cover standoff brackets (Item 24) & #8-32 x 1/4" pan head screws (Item 25) sold separately.

Item	Assembly #	Part #	Description	Qty	Sellable
1	N/A	862F52 x fin	Chassis Cover ¹	1	Yes
2		868F18 x fin	Screw Pack (B) ¹	1	Yes
3	See chart above	—	Main Slide	1	No
		—	Main Slide, Delayed Egress (D)		No
		—	Main Slide Cup to 1/2" Cladding ⁵		No
4		—	Chassis (LH)	1	No
		—	Chassis (RH)		No
5		—	Lift Lever	1	No
6		—	Roller (Main Slide)	2	No
7		—	Spirol Pin	1	No
8		—	Lift Lever Pivot Pin	1	No
9		—	Chassis Pin	2	No
10		—	Lift Arm	1	No
		—	Lift Arm, Delayed Egress (D)		No
11	877F698	N/A	Inner Chassis Assembly	1	Yes
	877F738		M91 Inner Chassis Assembly ⁴		Yes
	877F708		5CH Inner Chassis Assembly		Yes
	877F748		M91 5CH Inner Chassis Assembly		Yes
12	Consult Factory		Top Rod ^{2,3,6}	1	Yes
13			Coiled Pin	2	
14			Latch Bolt Assembly	1	
			5CH Latch Bolt Assembly	1	
15	764F558		Top Case Assembly STD	1	Yes
	876F34		Top Case Assembly 1/4" Cladded		Yes
	876F35		Top Case Assembly 1/2" Cladded		Yes
16	Consult Factory		Bottom Rod ^{2,3,6}	1	Yes
17			Bolt Sleeve	1	
18			Roll Pin	1	
19			Spring (Bottom Bolt)	1	
20			Bottom Bolt	1	
21			Bottom Bolt Sleeve Spring	2	
22			Bottom Bolt Sleeve (MD/WD)	1	
23	N/A	764F538	Bottom Plate	1	Yes
		880F01	Screw Pack (W) ¹	1	Yes
		652	Strike Pack	1	Yes
24		863F428	Cover Standoff Bracket	2	Yes
25		888F71	#8-32 x 1/4" Pan Head Screw	2	Yes

¹Specify Finish

²Specify AFF

³Specify opening height

⁴Also used with Delayed Egress (D)

⁵Cut the main slide finger as needed for panel thickness

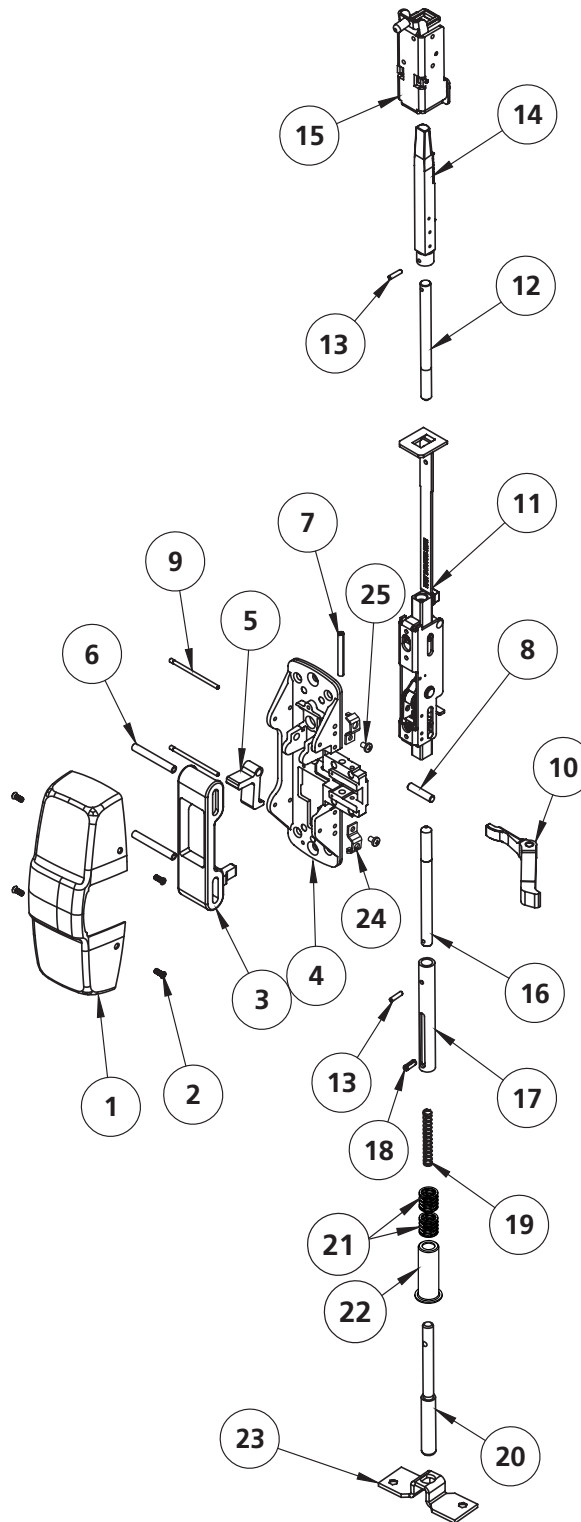
⁶Specify Standard or 5CH option

Continued on the next page.

The warranty on Corbin Russwin® products becomes void if the product is modified in any way, regardless of whether the modification causes or contributes to any alleged defect. If a Corbin Russwin product is modified it may no longer meet industry certification and quality control standards applicable to the original product and is no longer a genuine Corbin Russwin product.

Copyright © 2023, 2025, ASSA ABLOY Access and Egress Hardware Group. All rights reserved. Reproduction in whole or in part without the express written permission of ASSA ABLOY Access and Egress Hardware Group, Inc is prohibited. Patent pending and/or patent www.assaabloydss.com/patents.

M91 MD	PED5801	PED5810	PED5845
MD	PED5849	PED5850	PED5855
M91 MD 5CH	PED5859	PED58910	PED58930
MD 5CH			
D MD			



The warranty on Corbin Russwin® products becomes void if the product is modified in any way, regardless of whether the modification causes or contributes to any alleged defect. If a Corbin Russwin product is modified it may no longer meet industry certification and quality control standards applicable to the original product and is no longer a genuine Corbin Russwin product.

Copyright © 2023, 2025, ASSA ABLOY Access and Egress Hardware Group. All rights reserved. Reproduction in whole or in part without the express written permission of ASSA ABLOY Access and Egress Hardware Group, Inc is prohibited. Patent pending and/or patent www.assaabloydss.com/patents.

A M91 MD	PED5801	PED5810	PED5845
A MD	PED5849	PED5850	PED5855
A M91 MD 5CH	PED5859	PED58910	PED58930
A MD 5CH			
A D MD			

Option	Assembly #	Description	Sellable
A M91 MD	878F04 *	LHRB Chassis Assembly	Yes
A MD	878F05 *	RHRB Chassis Assembly	Yes
A M91 MD 5CH			
A MD 5CH			
A D MD	878F12 *	LHRB Chassis Assembly, Delayed Egress (D)	Yes
	878F13 *	RHRB Chassis Assembly, Delayed Egress (D)	Yes

* Chassis assembly also requires cover standoff brackets (Item 24) & #8-32 x 1/4" pan head screws (Item 25) sold separately.

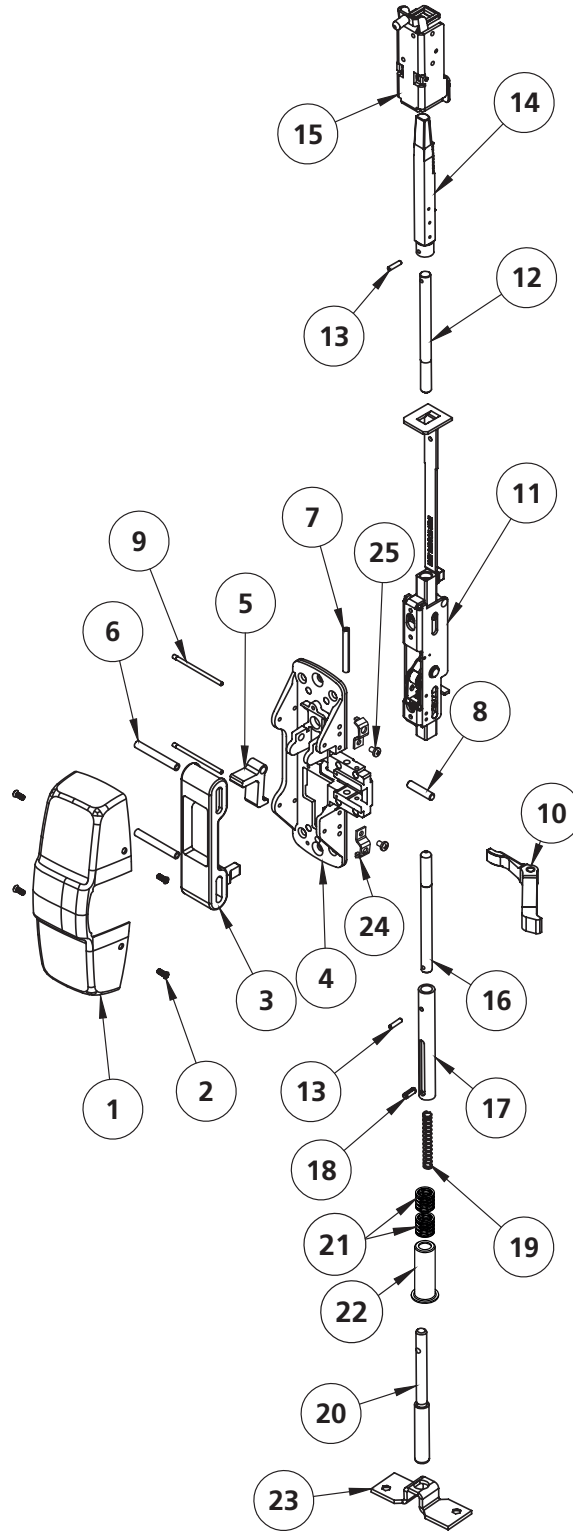
Item	Assembly #	Part #	Description	Qty	Sellable
1	N/A	862F52 x fin	Chassis Cover ¹	1	Yes
2		868F18 x fin	Screw Pack (B) ¹	1	Yes
3	See chart above	—	Main Slide	1	No
		—	Main Slide, Delayed Egress (D)		No
		—	Main Slide Cup to 1/2" Cladding ⁵		No
4		—	Chassis (LH)	1	No
		—	Chassis (RH)		No
5		—	Lift Lever	1	No
6		—	Roller (Main Slide)	2	No
7		—	Spirol Pin	1	No
8		—	Lift Lever Pivot Pin	1	No
9		—	Chassis Pin	2	No
10		—	Lift Arm	1	No
		—	Lift Arm, Delayed Egress (D)		No
11	877F718	N/A	Fire-Rated (A) Inner Chassis Assembly	1	Yes
	877F758		A M91 Inner Chassis Assembly ⁴		Yes
	877F728		A 5CH Inner Chassis Assembly		Yes
	877F768		A M91 5CH Inner Chassis Assembly		Yes
12	Consult Factory		Top Rod ^{2,3,6}	1	Yes
13			Coiled Pin	2	
14			Latch Bolt Assembly	1	
			5CH Latch Bolt Assembly	1	
15	764F558		Top Case Assembly STD	1	Yes
	876F34		Top Case Assembly 1/4" Cladded	1	Yes
	876F35		Top Case Assembly 1/2" Cladded	1	Yes
16	Consult Factory		Bottom Rod ^{2,3,6}	1	Yes
17			Bolt Sleeve	1	
18			Roll Pin	1	
19			Spring (Bottom Bolt)	1	
20			Bottom Bolt	1	
21			Bottom Bolt Sleeve Spring	2	
22			Bottom Bolt Sleeve (MD/WD)	1	
23	N/A	764F538	Bottom Plate	1	Yes
		880F01	Screw Pack(W) ¹	1	Yes
		650	Top Strike Pack	1	Yes
		606	Bottom Strike Pack		Yes
24		863F428	Cover Standoff Bracket	2	Yes
25		888F71	#8-32 x 1/4" Pan Head Screw	2	Yes

¹Specify Finish
²Specify AFF
³Specify opening height
⁴Also used with Fire-Rated Delayed Egress (A D)
⁵Cut the main slide finger as needed for panel thickness
⁶Specify Standard or 5CH option

Continued on the next page.

The warranty on Corbin Russwin® products becomes void if the product is modified in any way, regardless of whether the modification causes or contributes to any alleged defect. If a Corbin Russwin product is modified it may no longer meet industry certification and quality control standards applicable to the original product and is no longer a genuine Corbin Russwin product.
 Copyright © 2023, 2025, ASSA ABLOY Access and Egress Hardware Group. All rights reserved. Reproduction in whole or in part without the express written permission of ASSA ABLOY Access and Egress Hardware Group, Inc is prohibited. Patent pending and/or patent www.assaabloydss.com/patents.

A M91 MD	PED5801	PED5810	PED5845
A MD	PED5849	PED5850	PED5855
A M91 MD 5CH	PED5859	PED58910	PED58930
A MD 5CH			
A D MD			



The warranty on Corbin Russwin® products becomes void if the product is modified in any way, regardless of whether the modification causes or contributes to any alleged defect. If a Corbin Russwin product is modified it may no longer meet industry certification and quality control standards applicable to the original product and is no longer a genuine Corbin Russwin product.

Copyright © 2023, 2025, ASSA ABLOY Access and Egress Hardware Group. All rights reserved. Reproduction in whole or in part without the express written permission of ASSA ABLOY Access and Egress Hardware Group, Inc is prohibited. Patent pending and/or patent www.assaabloydss.com/patents.

M91 M55 MD	PED5801	PED5810	PED5845
D M55 MD	PED5849	PED5850	PED5855
M55 MD	PED5859	PED58910	PED58930
M91 M55 MD 5CH			
M55 MD 5CH			

Option	Assembly #	Description	Sellable
M91 M55 MD	878F04 *	LHRB Chassis Assembly	Yes
M55 MD	878F05 *	RHRB Chassis Assembly	Yes
M91 M55 MD 5CH			
M55 MD 5CH			
D M55 MD	878F12 *	LHRB Chassis Assembly, Delayed Egress (D)	Yes
	878F13 *	RHRB Chassis Assembly, Delayed Egress (D)	Yes

*Chassis assembly also requires cover standoff brackets (Item 16) & #8-32 x 1/4" pan head screws (Item 17), sold separately.

Item	Assembly #	Part #	Description	Qty	Sellable
1	N/A	862F52 x fin	Chassis Cover ¹	1	Yes
2		868F18 x fin	Screw Pack (B) ¹	1	Yes
3	See chart above	—	Main Slide	1	No
		—	Main Slide, Delayed Egress (D)		No
		—	Main Slide Cup to 1/2" Cladding ⁵		No
4		—	Chassis (LH)	1	No
		—	Chassis (RH)		No
5		—	Lift Lever	1	No
6		—	Roller (Main Slide)	2	No
7		—	Spirol Pin	1	No
8		—	Lift Lever Pivot Pin	1	No
9		—	Chassis Pin	2	No
10		—	Lift Arm	1	No
		—	Lift Arm, Delayed Egress (D)		No
11	877F698	N/A	Inner Chassis Assembly	1	Yes
	877F738		M91 Inner Chassis Assembly ⁴		Yes
	877F708		5CH Inner Chassis Assembly		Yes
	877F748		M91 5CH Inner Chassis Assembly		Yes
12	Consult Factory		Top Rod ^{2,3,6}	1	Yes
13			Coiled Pin	2	Yes
14			Latch Bolt Assembly	1	Yes
			5CH Latch Bolt Assembly	1	Yes
15	764F558		Top Case Assembly STD	1	Yes
	876F34		Top Case Assembly 1/4" Cladded		Yes
	876F35		Top Case Assembly 1/2" Cladded		Yes
16	N/A	863F428	Cover Standoff Bracket	2	Yes
17		888F71	#8-32 x 1/4" Pan Head Screw	2	Yes
18		880F01	Screw Pack(W) ¹	1	Yes
		650	Top Strike Pack	1	Yes

¹Specify Finish

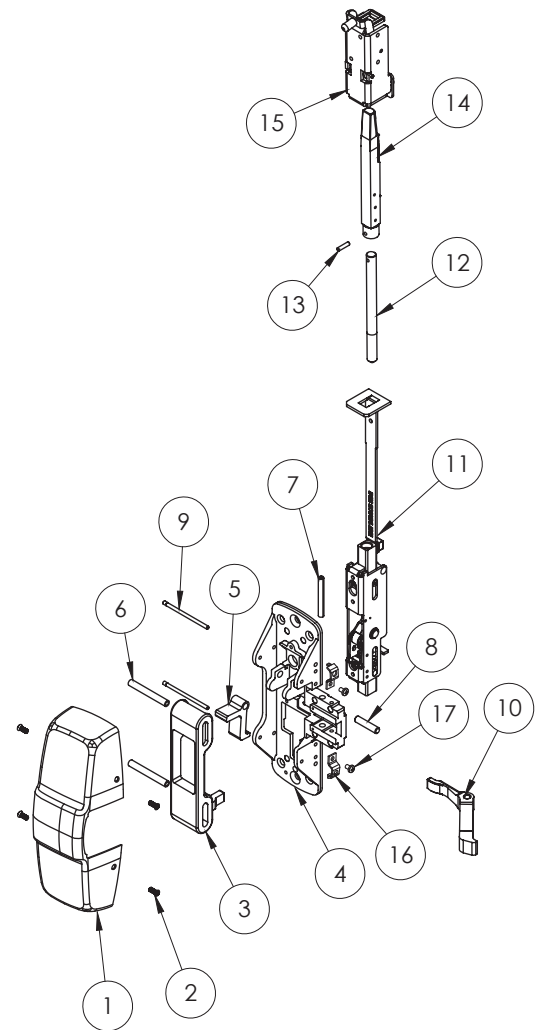
²Specify AFF

³Specify opening Height

⁴Also used with Delayed Egress (D)

⁵Cut the main slide finger as needed for panel thickness

⁶Specify Standard or 5CH option



The warranty on Corbin Russwin® products becomes void if the product is modified in any way, regardless of whether the modification causes or contributes to any alleged defect. If a Corbin Russwin product is modified it may no longer meet industry certification and quality control standards applicable to the original product and is no longer a genuine Corbin Russwin product.

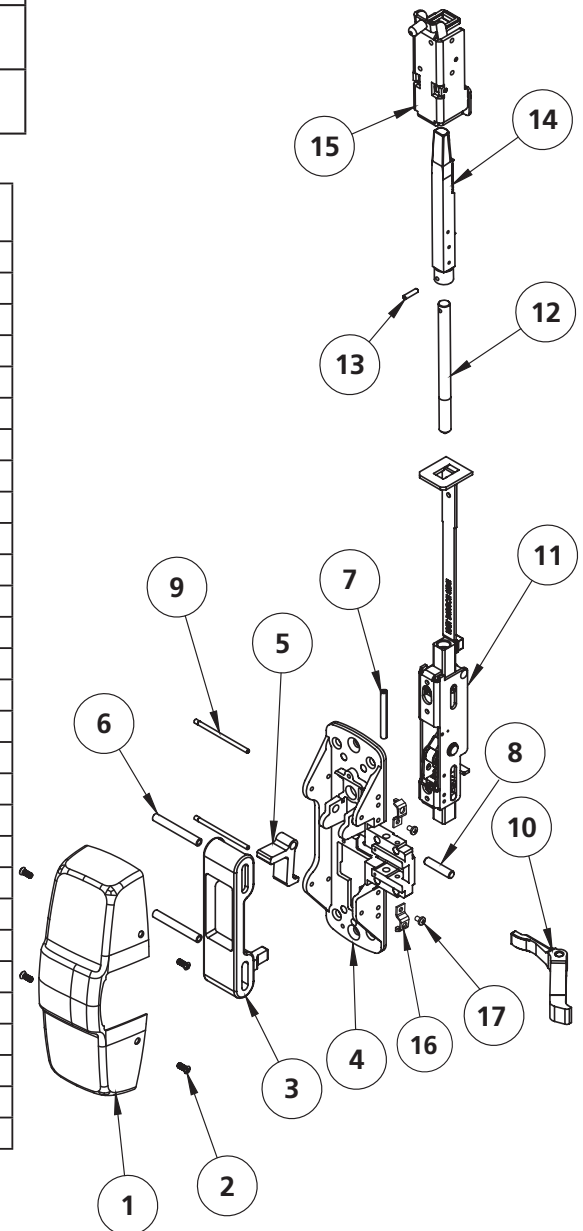
Copyright © 2023, 2025, ASSA ABLOY Access and Egress Hardware Group. All rights reserved. Reproduction in whole or in part without the express written permission of ASSA ABLOY Access and Egress Hardware Group, Inc is prohibited. Patent pending and/or patent www.assaabloydss.com/patents.

A M91 M55 MD**A D M55 MD****A M55 MD****A M91 M55 MD 5CH****A M55 MD 5CH****PED5801****PED5849****PED5859****PED5810****PED5850****PED58910****PED5845****PED5855****PED58930**

Option	Assembly #	Description	Sellable
A M91 M55 MD	878F04 *	LHRB Chassis Assembly	Yes
A M55 MD	878F05 *	RHRB Chassis Assembly	Yes
A M91 M55 MD 5CH			
A M55 MD 5CH			
A D M55 MD	878F12 *	LHRB Chassis Assembly, Delayed Egress (D)	Yes
	878F13 *	RHRB Chassis Assembly, Delayed Egress (D)	Yes

*Chassis assembly also requires cover standoff brackets (Item 16) & #8-32 x 1/4" pan head screws (Item 17), sold separately.

Item	Assembly #	Part #	Description	Qty	Sellable
1	N/A	862F52 x fin	Chassis Cover ¹	1	Yes
2		868F18 x fin	Screw Pack (B) ¹	1	Yes
3	See chart above	—	Main Slide	1	No
		—	Main Slide, Delayed Egress (D)		No
		—	Main Slide Cup to 1/2" Cladding ⁵		No
4		—	Chassis (LH)	1	No
		—	Chassis (RH)		No
5		—	Lift Lever	1	No
6		—	Roller (Main Slide)	2	No
7		—	Spirol Pin	1	No
8		—	Lift Lever Pivot Pin	1	No
9		—	Chassis Pin	2	No
10		—	Lift Arm	1	No
		—	Lift Arm, Delayed Egress (D)		No
11	877F718	N/A	Fire-Rated (A) Inner Chassis Assembly	1	Yes
	877F758		A M91 Inner Chassis Assembly ⁴		Yes
	877F728		A 5CH Inner Chassis Assembly		Yes
	877F768		A M91 5CH Inner Chassis Assembly		Yes
12	Consult Factory		Top Rod ^{2,3,6}	1	Yes
13			Coiled Pin	2	Yes
14			Latch Bolt Assembly	1	Yes
			5CH Latch Bolt Assembly	1	Yes
15	764F558		Top Case Assembly STD	1	Yes
	876F34		Top Case Assembly 1/4" Cladded		Yes
	876F35		Top Case Assembly 1/2" Cladded		Yes
16	N/A	863F428	Cover Standoff Bracket	2	Yes
17		888F71	#8-32 x 1/4" Pan Head Screw	2	Yes
18		880F01	Screw Pack(W) ¹	1	Yes
		650	Top Strike Pack	1	Yes

¹Specify Finish²Specify AFF³Specify Opening Height⁴Also used with Fire-Rated Delayed Egress (A D)⁵Cut the main slide finger as needed for panel thickness⁶Specify Standard or 5CH option

The warranty on Corbin Russwin® products becomes void if the product is modified in any way, regardless of whether the modification causes or contributes to any alleged defect. If a Corbin Russwin product is modified it may no longer meet industry certification and quality control standards applicable to the original product and is no longer a genuine Corbin Russwin product.

Copyright © 2023, 2025, ASSA ABLOY Access and Egress Hardware Group. All rights reserved. Reproduction in whole or in part without the express written permission of ASSA ABLOY Access and Egress Hardware Group, Inc is prohibited. Patent pending and/or patent www.assaabloydss.com/patents.

M91 WD**D WD****WD****M91 WD 5CH****WD 5CH****PED5801****PED5849****PED5859****PED5810****PED5850****PED58910****PED5845****PED5855****PED58930**

Option	Assembly #	Description	Sellable
M91 WD	878F04 *	LHRB Chassis Assembly	Yes
WD	878F05 *	RHRB Chassis Assembly	Yes
M91 WD 5CH			
WD 5CH			
D WD	878F12 *	LHRB Chassis Assembly, Delayed Egress (D)	Yes
	878F13 *	RHRB Chassis Assembly, Delayed Egress (D)	Yes

*Chassis assembly also requires cover standoff brackets (Item 27) & #8-32 x 1/4" pan head screws (Item 28), sold separately.

Item	Assembly #	Part #	Description	Qty	Sellable
1	N/A	862F52 x fin	Chassis Cover ¹	1	Yes
2		868F18 x fin	Screw Pack (B) ¹	1	Yes
3	See chart above	—	Main Slide	1	No
		—	Main Slide, Delayed Egress (D)		No
4		—	Chassis (LH)	1	No
		—	Chassis (RH)		No
5		—	Lift Lever	1	No
6		—	Roller (Main Slide)	2	No
7		—	Lift Lever Pivot Pin	1	No
8		—	Spirol Pin	1	No
9		—	Lift Arm	1	No
		—	Lift Arm, Delayed Egress (D)		No
10		—	Chassis Pin	2	No
11	872F16	N/A	Inner Chassis Assembly	1	Yes
	872F18		M91 Inner Chassis Assembly ⁴	1	Yes
	872F17		5CH Inner Chassis Assembly	1	Yes
	872F19		M91 5CH Inner Chassis Assembly	1	Yes
12	N/A	872F24	Aux Control Link Assembly, WD ⁵	1	Yes
13		876F81	Aux Control Bracket Retainer ⁵	1	Yes
14		875F81	Machine Screw ⁵	1	Yes
15	Consult Factory	N/A	Top Rod ^{2,3,6}	1	Yes
16			Coiled Pin	2	
17			Latch Bolt Assembly	1	
			5CH Latch Bolt Assembly	1	
18	764F548		Top Case and Bracket Assembly STD	1	Yes
	876F39		Top Case and Bracket Assembly 1/4" Cladded		Yes
	876F40		Top Case and Bracket Assembly 1/2" Cladded		Yes
19	Consult Factory		Bottom Rod ^{2,3,6}	1	Yes
20			Bolt Sleeve	1	
21			Roll Pin	1	
22			Spring (Bottom Bolt)	1	
23			Bottom Bolt	1	
24			Bottom Bolt Sleeve Spring	2	
25			Bottom Bolt Sleeve (MD/WD)	1	
26	N/A	764F538	Bottom Plate	1	Yes
		880F01	Screw Pack(W) ¹	1	Yes
		652	Strike Pack	1	Yes
27		863F428	Cover Standoff Bracket	2	Yes
28		888F71	#8-32 x 1/4" Pan Head Screw	2	Yes

¹Specify Finish²Specify AFF³Specify opening Height⁴Also used with Delayed Egress (D)⁵Only when used with Aux Control⁶Specify Standard or 5CH option

Continued on the next page.

The warranty on Corbin Russwin® products becomes void if the product is modified in any way, regardless of whether the modification causes or contributes to any alleged defect. If a Corbin Russwin product is modified it may no longer meet industry certification and quality control standards applicable to the original product and is no longer a genuine Corbin Russwin product.

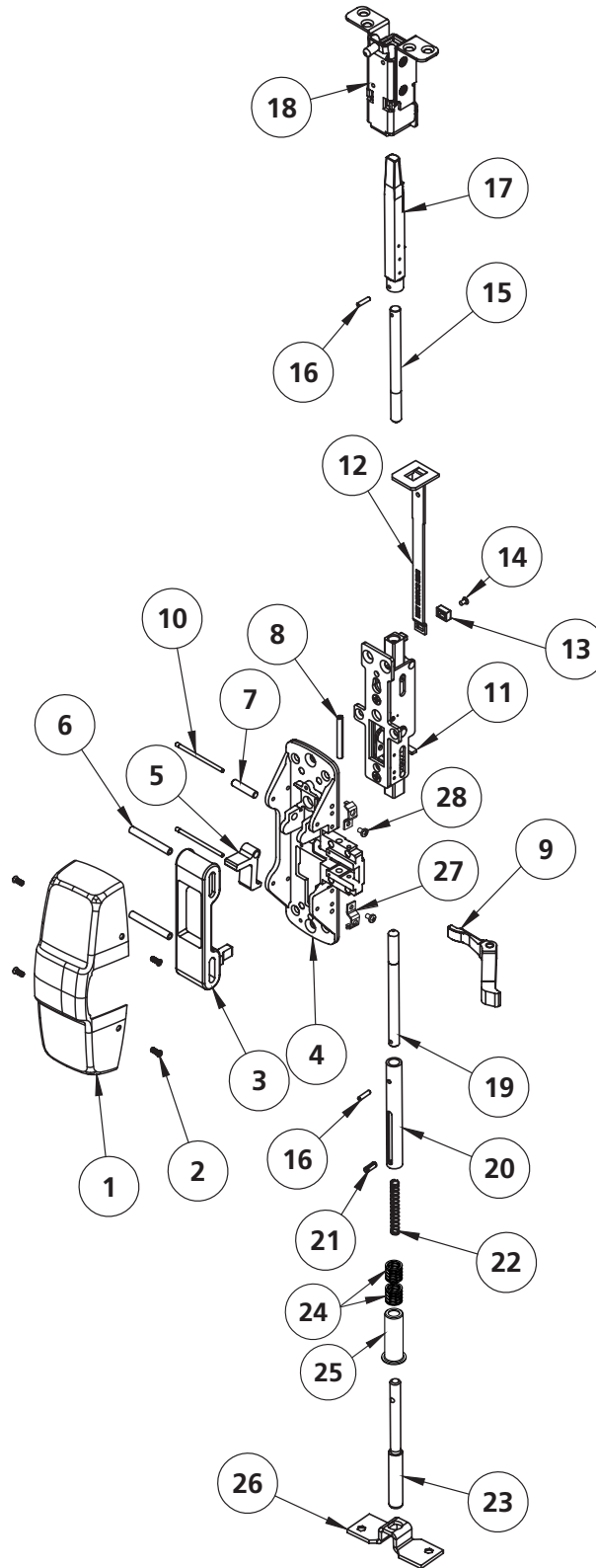
Copyright © 2023, 2025, ASSA ABLOY Access and Egress Hardware Group. All rights reserved. Reproduction in whole or in part without the express written permission of ASSA ABLOY Access and Egress Hardware Group, Inc is prohibited. Patent pending and/or patent www.assaabloydss.com/patents.

M91 M55 MD
D M55 MD
M55 MD
M91 M55 MD 5CH
M55 MD 5CH

PED5801
PED5849
PED5859

PED5810
PED5850
PED58910

PED5845
PED5855
PED58930



The warranty on Corbin Russwin® products becomes void if the product is modified in any way, regardless of whether the modification causes or contributes to any alleged defect. If a Corbin Russwin product is modified it may no longer meet industry certification and quality control standards applicable to the original product and is no longer a genuine Corbin Russwin product.

Copyright © 2023, 2025, ASSA ABLOY Access and Egress Hardware Group. All rights reserved. Reproduction in whole or in part without the express written permission of ASSA ABLOY Access and Egress Hardware Group, Inc is prohibited. Patent pending and/or patent www.assaabloydss.com/patents.

A M91 WD	PED5801	PED5810	PED5845
A D WD	PED5849	PED5850	PED5855
A WD	PED5859	PED58910	PED58930
A M91 WD 5CH			
A WD 5CH			

Option	Assembly #	Description	Sellable
A M91 WD	878F04 *	LHRB Chassis Assembly	Yes
A WD	878F05 *	RHRB Chassis Assembly	Yes
A M91 WD 5CH			
A WD 5CH (All Functions)			
A D WD	878F12 *	LHRB Chassis Assembly, Delayed Egress (D)	Yes
	878F13 *	RHRB Chassis Assembly, Delayed Egress (D)	Yes

*Chassis assembly also requires cover standoff brackets (Item 27) & #8-32 x 1/4" pan head screws (Item 28), sold separately.

Item	Assembly #	Part #	Description	Qty	Sellable
1	N/A	862F52 x fin	Chassis Cover ¹	1	Yes
2		868F18 x fin	Screw Pack (B) ¹	1	Yes
3	See chart above	—	Main Slide	1	Yes
		—	Main Slide, Delayed Egress (D)		No
4		—	Chassis (LH)	1	Yes
		—	Chassis (RH)		Yes
5		—	Lift Lever	1	Yes
6		—	Roller (Main Slide)	2	Yes
7		—	Lift Lever Pivot Pin	1	Yes
8		—	Lift Arm	1	Yes
		—	Lift Arm, Delayed Egress (D)		Yes
9		—	Spirol Pin	1	Yes
10		—	Chassis Pin	2	Yes
11	872F16	N/A	A Inner Chassis Assembly	1	Yes
	872F18		A M91 Inner Chassis Assembly ⁴	1	Yes
	872F17		5CH Inner Chassis Assembly	1	Yes
	872F19		M91 5CH Inner Chassis Assembly	1	Yes
12	N/A	872F24	Aux Control Link Assembly, WD ⁵	1	Yes
13		876F81	Aux Control Bracket Retainer ⁵	1	Yes
14		875F81	Machine Screw ⁵	1	Yes
15	WDP691T	N/A	Top Rod ^{2,3,6}	1	Yes
16	5CHWDP660T		Coiled Pin	2	Yes
17	WDA691T4		Latch Bolt Assembly	1	Yes
			5CH Latch Bolt Assembly	1	Yes
18	764F548		Top Case and Bracket Assembly STD	1	Yes
	876F39		Top Case and Bracket Assembly 1/4" Cladded		Yes
	876F40		Top Case and Bracket Assembly 1/2" Cladded		Yes
19	WDP692B		Bottom Rod ^{2,3,6}	1	Yes
20	5CHWDP692B		Bolt Sleeve	1	
21			Roll Pin	1	
22			Spring (Bottom Bolt)	1	
23			Bottom Bolt	1	
24			Bottom Bolt Sleeve Spring	2	
25			Bottom Bolt Sleeve (MD/WD)	1	
26	N/A	764F538	Bottom Plate	1	Yes
		880F01	Screw Pack(W) ¹	1	Yes
		650	Top Strike Pack	1	Yes
		606	Bottom Strike Pack	1	Yes
27		863F428	Cover Standoff Bracket	2	Yes
28		888F71	#8-32 x 1/4" Pan Head Screw	2	Yes

¹Specify Finish

²Specify AFF

³Specify opening height

⁴Also used with Fire-Rated Delayed Egress (A D)

⁵Only when used with Aux Control

⁶Specify Standard or 5CH option

Continued on the next page.

The warranty on Corbin Russwin® products becomes void if the product is modified in any way, regardless of whether the modification causes or contributes to any alleged defect. If a Corbin Russwin product is modified it may no longer meet industry certification and quality control standards applicable to the original product and is no longer a genuine Corbin Russwin product.

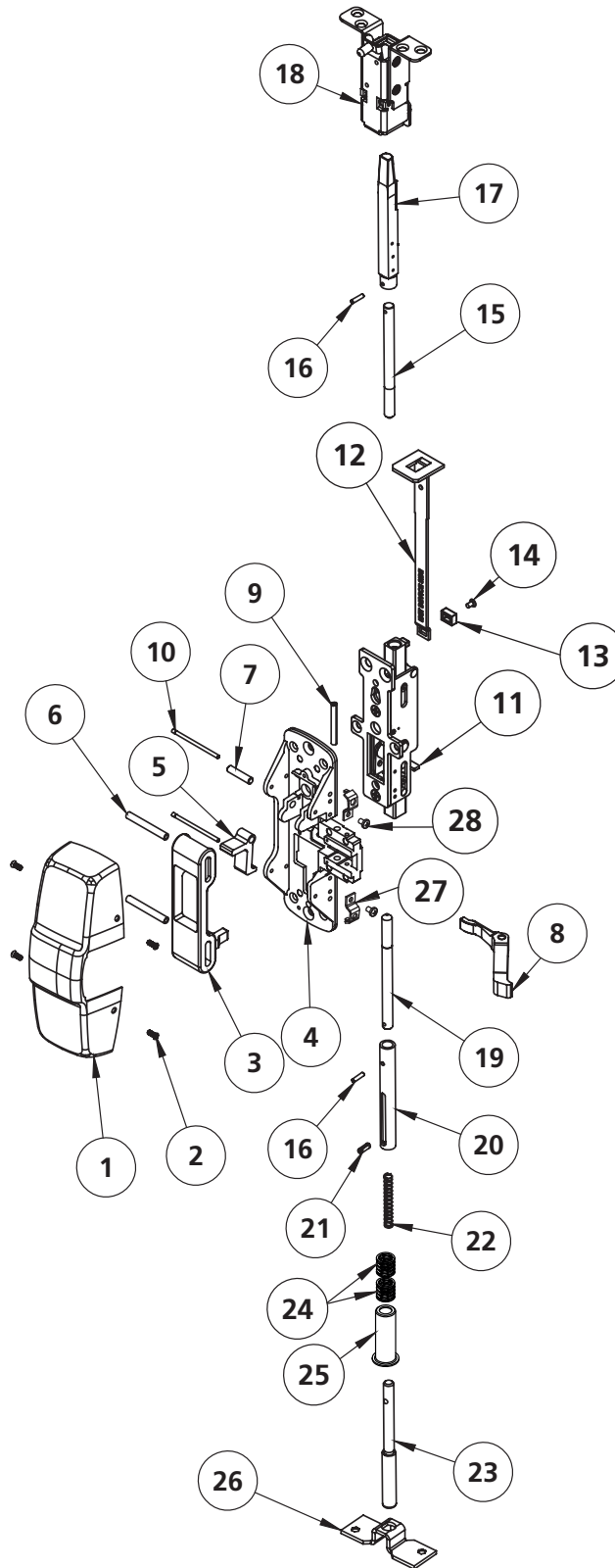
Copyright © 2023, 2025, ASSA ABLOY Access and Egress Hardware Group. All rights reserved. Reproduction in whole or in part without the express written permission of ASSA ABLOY Access and Egress Hardware Group, Inc is prohibited. Patent pending and/or patent www.assaabloydss.com/patents.

A M91 WD
 A D WD
 A WD
 A M91 WD 5CH
 A WD 5CH

PED5801
 PED5849
 PED5859

PED5810
 PED5850
 PED58910

PED5845
 PED5855
 PED58930



The warranty on Corbin Russwin® products becomes void if the product is modified in any way, regardless of whether the modification causes or contributes to any alleged defect. If a Corbin Russwin product is modified it may no longer meet industry certification and quality control standards applicable to the original product and is no longer a genuine Corbin Russwin product.

Copyright © 2023, 2025, ASSA ABLOY Access and Egress Hardware Group. All rights reserved. Reproduction in whole or in part without the express written permission of ASSA ABLOY Access and Egress Hardware Group, Inc is prohibited. Patent pending and/or patent www.assaabloydss.com/patents.

M91 M55 WD	PED5801	PED5810	PED5845
D M55 WD	PED5849	PED5850	PED5855
M55 WD	PED5859	PED58910	PED58930
M91 M55 WD 5CH			
M55 WD 5CH			

Option	Assembly #	Description	Sellable
M91 M55 WD	878F04 *	LHRB Chassis Assembly	Yes
M55 WD	878F05 *	RHRB Chassis Assembly	Yes
M91 M55 WD 5CH			
M55 WD 5CH			
D M55 WD	878F12 *	LHRB Chassis Assembly, Delayed Egress (D)	Yes
	878F13 *	RHRB Chassis Assembly, Delayed Egress (D)	Yes

*Chassis assembly also requires cover standoff brackets (Item 19) & #8-32 x 1/4" pan head screws (Item 20), sold separately.

Item	Assembly #	Part #	Description	Qty	Sellable
1	N/A	862F52 x fin	Chassis Cover ¹	1	Yes
2		868F18 x fin	Screw Pack (B) ¹	1	Yes
3	See chart above	—	Main Slide	1	Yes
		—	Main Slide, Delayed Egress (D)		No
4		—	Chassis (LH)	1	Yes
		—	Chassis (RH)		Yes
5		—	Lift Lever	1	Yes
6		—	Roller (Main Slide)	2	Yes
7		—	Lift Lever Pivot Pin	1	Yes
8		—	Spirol Pin	1	Yes
10		—	Lift Arm	1	Yes
		—	Lift Arm, Delayed Egress (D)	Yes	
		—	Roller (Main Slide)	1	Yes
11	872F16	N/A	Inner Chassis Assembly	1	Yes
	872F18		M91 Inner Chassis Assembly ⁴		Yes
	872F17		5CH Inner Chassis Assembly		Yes
	872F19		5CHM91 Inner Chassis Assembly		Yes
12	N/A	872F24	Aux Control Link Assembly, WD	1	Yes
13		876F81	Aux Control Bracket Retainer	1	Yes
14		875F81	Machine Screw	1	Yes
15	WDP691T	N/A	Top Rod ^{2,3,6}	1	Yes
16	5CHWDP660T		Coiled Pin	2	Yes
17	WDA691T4		Latch Bolt Assembly	1	Yes
			5CH Latch Bolt Assembly	1	Yes
18	764F548		Top Case and Bracket Assembly STD	1	Yes
	876F39		Top Case and Bracket Assembly 1/4" Cladded		Yes
	876F40		Top Case and Bracket Assembly 1/2" Cladded		Yes
19	N/A	863F428	Cover Standoff Bracket	2	Yes
20		888F71	#8-32 x 1/4" Pan Head Screw	2	Yes
21		880F01	Screw Pack(W) ¹	1	Yes
		650	Top Strike Pack	1	Yes

¹Specify Finish

²Specify AFF

³Specify opening height

⁴Also used with Delayed Egress (D)

⁵Only when used with Aux Control

⁶Specify Standard or 5CH option

Continued on the next page.

The warranty on Corbin Russwin® products becomes void if the product is modified in any way, regardless of whether the modification causes or contributes to any alleged defect. If a Corbin Russwin product is modified it may no longer meet industry certification and quality control standards applicable to the original product and is no longer a genuine Corbin Russwin product.

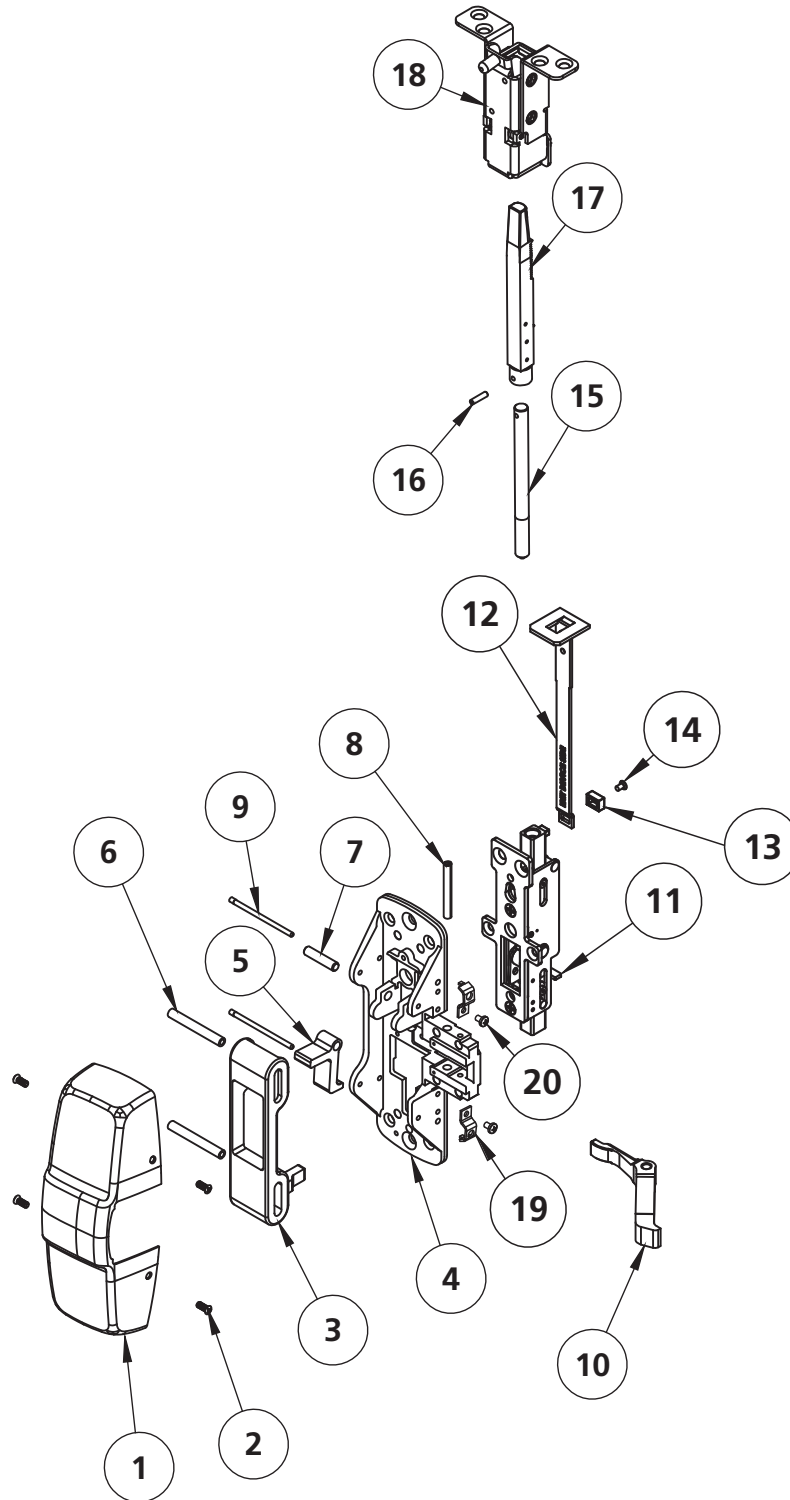
Copyright © 2023, 2025, ASSA ABLOY Access and Egress Hardware Group. All rights reserved. Reproduction in whole or in part without the express written permission of ASSA ABLOY Access and Egress Hardware Group, Inc is prohibited. Patent pending and/or patent www.assaabloydss.com/patents.

M91 M55 WD
D M55 WD
M55 WD
M91 M55 WD 5CH
M55 WD 5CH

PED5801
PED5849
PED5859

PED5810
PED5850
PED58910

PED5845
PED5855
PED58930



The warranty on Corbin Russwin® products becomes void if the product is modified in any way, regardless of whether the modification causes or contributes to any alleged defect. If a Corbin Russwin product is modified it may no longer meet industry certification and quality control standards applicable to the original product and is no longer a genuine Corbin Russwin product.

Copyright © 2023, 2025, ASSA ABLOY Access and Egress Hardware Group. All rights reserved. Reproduction in whole or in part without the express written permission of ASSA ABLOY Access and Egress Hardware Group, Inc is prohibited. Patent pending and/or patent www.assaabloydss.com/patents.

A M91 M55 WD	PED5801	PED5810	PED5845
A D M55 WD	PED5849	PED5850	PED5855
A M55 WD	PED5859	PED58910	PED58930
A M91 M55 WD 5CH			
A M55 WD 5CH			

Opton	Assembly #	Description	Sellable
A M91 M55 WD	878F04 *	LHRB Chassis Assembly	Yes
A M55 WD	878F05 *	RHRB Chassis Assembly	Yes
A M91 M55 WD 5CH			
A M55 WD 5CH			
A D M55 WD	878F12 *	LHRB Chassis Assembly, Delayed Egress (D)	Yes
	878F13 *	RHRB Chassis Assembly, Delayed Egress (D)	Yes

*Chassis assembly also requires cover standoff brackets (Item 19) & #8-32 x 1/4" pan head screws (Item 20), sold separately.

Item	Assembly #	Part #	Description	Qty	Sellable
1	N/A	862F52 x fin	Chassis Cover ¹	1	Yes
2		868F18 x fin	Screw Pack (B) ¹	1	Yes
3	See chart above	—	Main Slide	1	Yes
		—	Main Slide, Delayed Egress (D)		No
4		—	Chassis (LH)	1	Yes
		—	Chassis (RH)		Yes
5		—	Lift Lever	1	Yes
6		—	Roller (Main Slide)	2	Yes
7		—	Lift Lever Pivot Pin	1	Yes
8		—	Spirol Pin	1	Yes
10		—	Lift Arm	1	Yes
		—	Lift Arm, Delayed Egress (D)	Yes	
		—	Roller (Main Slide)	1	Yes
11	872F16	N/A	Inner Chassis Assembly	1	Yes
	872F18		M91 Inner Chassis Assembly ⁴		Yes
	872F17		5CH Inner Chassis Assembly		Yes
	872F19		5CHM91 Inner Chassis Assembly		Yes
12	N/A	872F24	Aux Control Link Assembly, WD ⁵	1	Yes
13		876F81	Aux Control Bracket Retainer ⁵	1	Yes
14		875F81	Machine Screw ⁵	1	Yes
15	WDP691T	N/A	Top Rod ^{2,3,6}	1	Yes
16	5CHWDP660T		Coiled Pin	2	Yes
17	WDA691T4		Latch Bolt Assembly	1	Yes
			5CH Latch Bolt Assembly	1	Yes
18	764F548	N/A	Top Case and Bracket Assembly STD	1	Yes
	876F39		Top Case and Bracket Assembly 1/4" Cladded		Yes
	876F40		Top Case and Bracket Assembly 1/2" Cladded		Yes
19	N/A	863F428	Cover Standoff Bracket	2	Yes
20		888F71	#8-32 x 1/4" Pan Head Screw	2	Yes
21		880F01	Screw Pack(W) ¹	1	Yes
		650	Top Strike Pack	1	Yes

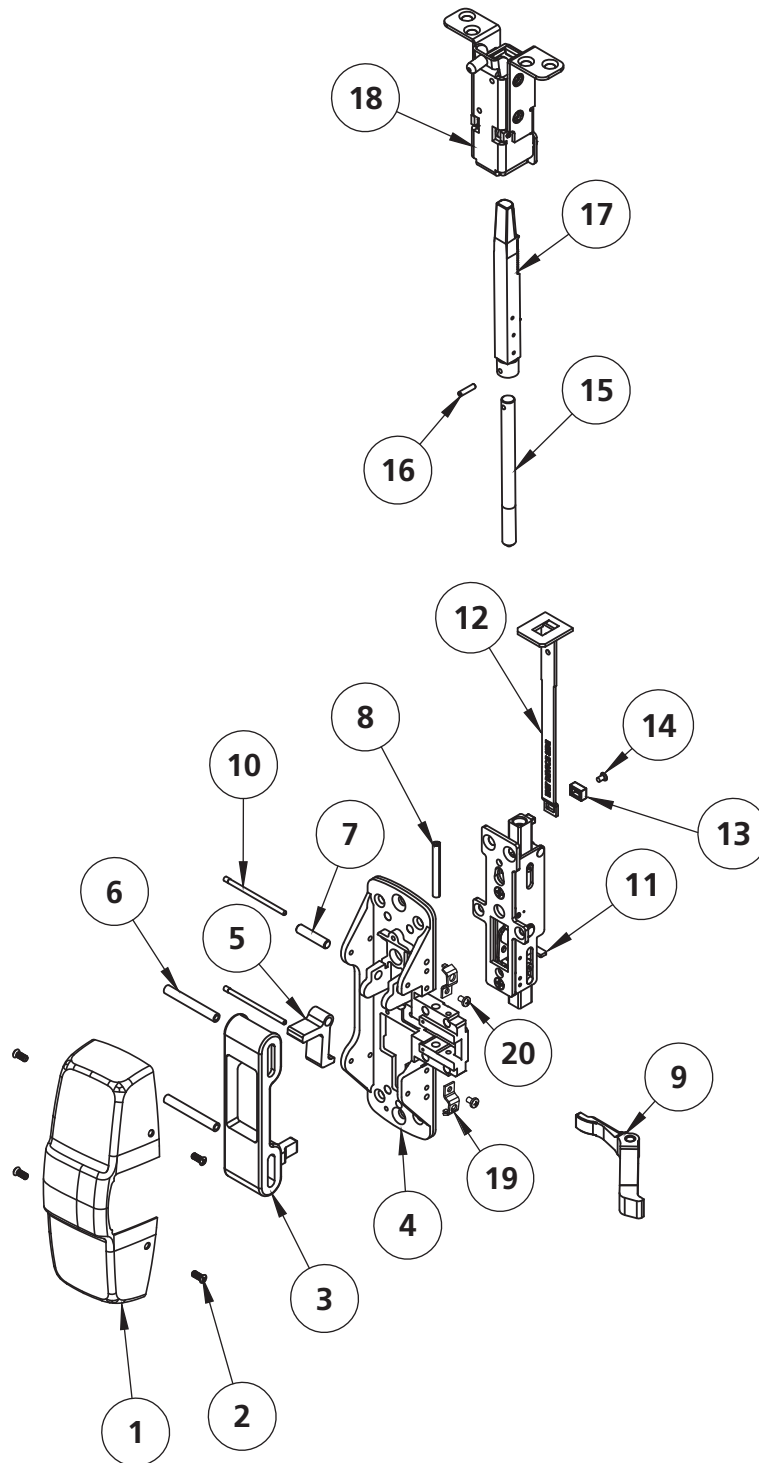
¹Specify Finish
²Specify AFF
³Specify opening height
⁴Also used with (A D)
⁵Only when used with Aux Control
⁶Specify Standard or 5CH option

Continued on the next page.

The warranty on Corbin Russwin® products becomes void if the product is modified in any way, regardless of whether the modification causes or contributes to any alleged defect. If a Corbin Russwin product is modified it may no longer meet industry certification and quality control standards applicable to the original product and is no longer a genuine Corbin Russwin product.
 Copyright © 2023, 2025, ASSA ABLOY Access and Egress Hardware Group. All rights reserved. Reproduction in whole or in part without the express written permission of ASSA ABLOY Access and Egress Hardware Group, Inc is prohibited. Patent pending and/or patent www.assaabloydss.com/patents.

A M91 M55 WD
 A D M55 WD
 A M55 WD
 A M91 M55 WD 5CH
 A M55 WD 5CH

PED5801	PED5810	PED5845
PED5849	PED5850	PED5855
PED5859	PED58910	PED58930



The warranty on Corbin Russwin® products becomes void if the product is modified in any way, regardless of whether the modification causes or contributes to any alleged defect. If a Corbin Russwin product is modified it may no longer meet industry certification and quality control standards applicable to the original product and is no longer a genuine Corbin Russwin product.

Copyright © 2023, 2025, ASSA ABLOY Access and Egress Hardware Group. All rights reserved. Reproduction in whole or in part without the express written permission of ASSA ABLOY Access and Egress Hardware Group, Inc is prohibited. Patent pending and/or patent www.assaabloydss.com/patents.

M91 AD	PED5801	PED5810	PED5845
D AD	PED5849	PED5850	PED5855
AD	PED5859	PED58910	PED58930
M91 AD 5CH			
AD 5CH			

Option	Assembly #	Description	Sellable
M91 AD	878F04 *	LHRB Chassis Assembly	Yes
AD	878F05 *	RHRB Chassis Assembly	Yes
M91 AD 5CH			
AD 5CH			
D AD	878F12 *	LHRB Chassis Assembly, Delayed Egress (D)	Yes
	878F13 *	RHRB Chassis Assembly, Delayed Egress (D)	Yes

*Chassis assembly also requires cover standoff brackets (Item 24) & #8-32 x 1/4" pan head screws (Item 25), sold separately.

- ¹Specify Finish
²Specify AFF
³Specify opening height
⁴Also used with (D)
⁵Only when used with Aux Control
⁶Specify Standard or 5CH option

Item	Assembly #	Part #	Description	Qty	Sellable
1	N/A	862F52 x fin	Chassis Cover ¹	1	Yes
2		868F18 x fin	Screw Pack (B) ¹	1	Yes
3	See chart above	—	Main Slide	1	No
		—	Main Slide, Delayed Egress (D)		No
		—	Main Slide Cup to 1/2" Cladding ⁵		No
4		—	Chassis (LH)	1	No
		—	Chassis (RH)		No
5		—	Lift Lever	1	No
6		—	Roller (Main Slide)	2	No
7		—	Spirol Pin	1	No
8		—	Lift Lever Pivot Pin	1	No
9		—	Chassis Pin	2	No
10		—	Lift Arm	1	No
		—	Lift Arm, Delayed Egress (D)		No
11	877F698	N/A	Inner Chassis Assembly	1	Yes
	877F738		M91 Inner Chassis Assembly ⁴		Yes
	877F708		5CH Inner Chassis Assembly		Yes
	877F748		M91 5CH Inner Chassis Assembly		Yes
12	Consult Factory		Top Rod ^{2,3,6}	1	Yes
13			Coiled Pin	2	Yes
14			Latch Bolt Assembly	1	Yes
			5CH Latch Bolt Assembly	1	Yes
15	764F558		Top Case Assembly STD	1	Yes
	876F34		Top Case Assembly 1/4" Cladded		Yes
	876F35		Top Case Assembly 1/2" Cladded		Yes
16	Consult Factory		Bottom Rod ^{2,3,6}	1	Yes
17			Bolt Sleeve	1	
18			Roll Pin	1	
19			Spring (Bottom Bolt)	1	
20			Bottom Bolt	1	
21			Bottom Bolt Sleeve Spring	2	
22			Bottom Bolt Sleeve (AD)	1	
23	N/A	764F528	Bottom Case	1	Yes
		880F01	Screw Pack (W) ¹	1	Yes
		640	Aluminum Door Strike Pack	1	Yes
24		863F428	Cover Standoff Bracket	2	Yes
25		888F71	#8-32 x 1/4" Pan Head Screw	2	Yes

Continued on the next page.

The warranty on Corbin Russwin® products becomes void if the product is modified in any way, regardless of whether the modification causes or contributes to any alleged defect. If a Corbin Russwin product is modified it may no longer meet industry certification and quality control standards applicable to the original product and is no longer a genuine Corbin Russwin product.

Copyright © 2023, 2025, ASSA ABLOY Access and Egress Hardware Group. All rights reserved. Reproduction in whole or in part without the express written permission of ASSA ABLOY Access and Egress Hardware Group, Inc is prohibited. Patent pending and/or patent www.assaabloydss.com/patents.

M91 AD

D AD

AD

M91 AD 5CH

AD 5CH

PED5801

PED5849

PED5859

PED5810

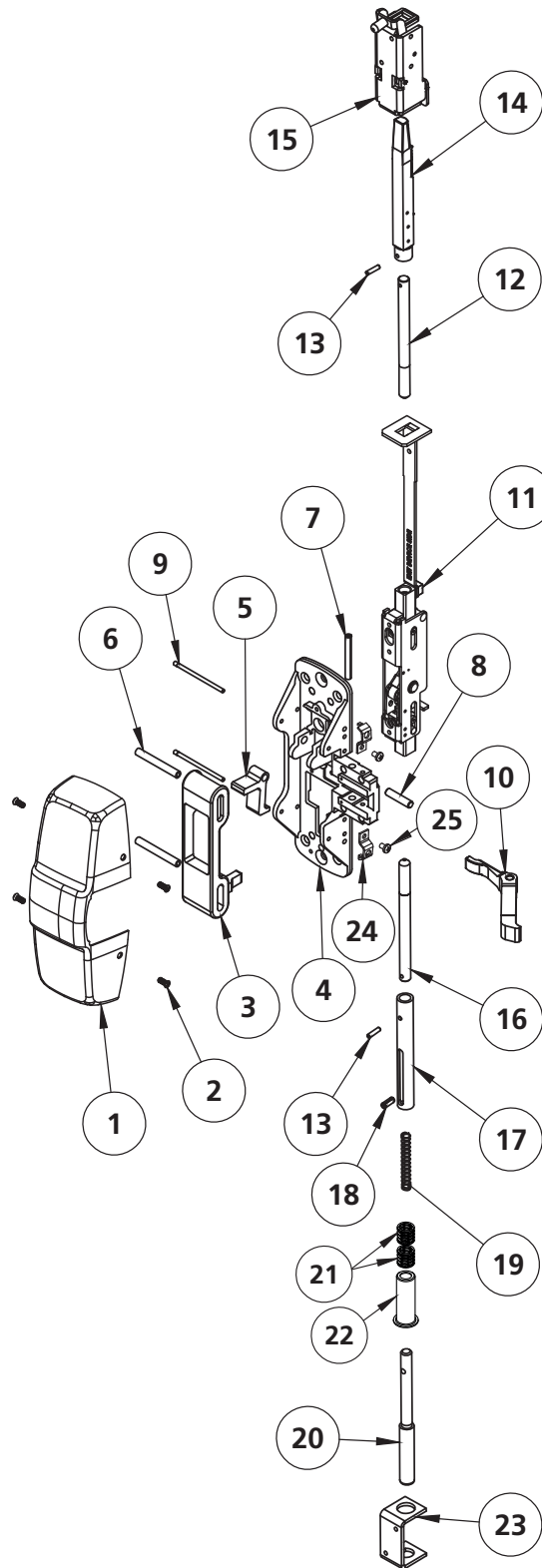
PED5850

PED58910

PED5845

PED5855

PED58930



The warranty on Corbin Russwin® products becomes void if the product is modified in any way, regardless of whether the modification causes or contributes to any alleged defect. If a Corbin Russwin product is modified it may no longer meet industry certification and quality control standards applicable to the original product and is no longer a genuine Corbin Russwin product.

Copyright © 2023, 2025, ASSA ABLOY Access and Egress Hardware Group. All rights reserved. Reproduction in whole or in part without the express written permission of ASSA ABLOY Access and Egress Hardware Group, Inc is prohibited. Patent pending and/or patent www.assaabloydss.com/patents.

M91 M55 AD	PED5801	PED5810	PED5845
D M55 AD	PED5849	PED5850	PED5855
M55 AD	PED5859	PED58910	PED58930
M91 M55 AD 5CH			
M55 AD 5CH			

Option	Assembly #	Description	Sellable
M91 M55 AD	878F04 *	LHRB Chassis Assembly	Yes
M55 AD	878F05 *	RHRB Chassis Assembly	Yes
M91 M55 AD 5CH			
M55 AD 5CH			
D M55 AD	878F12 *	LHRB Chassis Assembly, Delayed Egress (D)	Yes
	878F13 *	RHRB Chassis Assembly, Delayed Egress (D)	Yes

*Chassis assembly also requires cover standoff brackets (Item 16) & #8-32 x 1/4" pan head screws (Item 17), sold separately.

Item	Assembly #	Part #	Description	Qty	Sellable
1	N/A	862F52 x fin	Chassis Cover ¹	1	Yes
2		868F18 x fin	Screw Pack (B) ¹	1	Yes
3	See chart above	—	Main Slide	1	No
		—	Main Slide, Delayed Egress (D)		No
		—	Main Slide Cup to 1/2" Cladding ⁵		No
4		—	Chassis (LH)	1	No
		—	Chassis (RH)		No
5		—	Lift Lever	1	No
6		—	Roller (Main Slide)	2	No
7		—	Spirol Pin	1	No
8		—	Lift Arm	1	No
9		—	Chassis Pin	2	No
10		—	Lift Arm	1	No
		—	Lift Arm, Delayed Egress (D)		No
11	877F698	N/A	Inner Chassis Assembly	1	Yes
	877F738		M91 Inner Chassis Assembly ⁴		Yes
	877F708		5CH Inner Chassis Assembly		Yes
	877F748		5CH M91 Inner Chassis Assembly		Yes
12	Consult Factory		Top Rod ^{2,3,6}	1	Yes
13			Coiled Pin	2	Yes
14			Latch Bolt Assembly	1	Yes
			5CH Latch Bolt Assembly	1	Yes
15	764F558		Top Case Assembly STD	1	Yes
	876F34		Top Case Assembly 1/4" Cladded		Yes
	876F35		Top Case Assembly 1/2" Cladded		Yes
16	N/A	863F428	Cover Standoff Bracket	2	Yes
17		888F71	#8-32 x 1/4" Pan Head Screw	2	Yes
18		880F01	Screw Pack(W) ¹	1	Yes
		639	Aluminum Door Strike Pack	1	Yes

¹Specify Finish

²Specify AFF

³Specify opening height

⁴Also used with Delayed Egress (D)

⁵Cut the main slide finger as needed for panel thickness

⁶Specify Standard or 5CH option

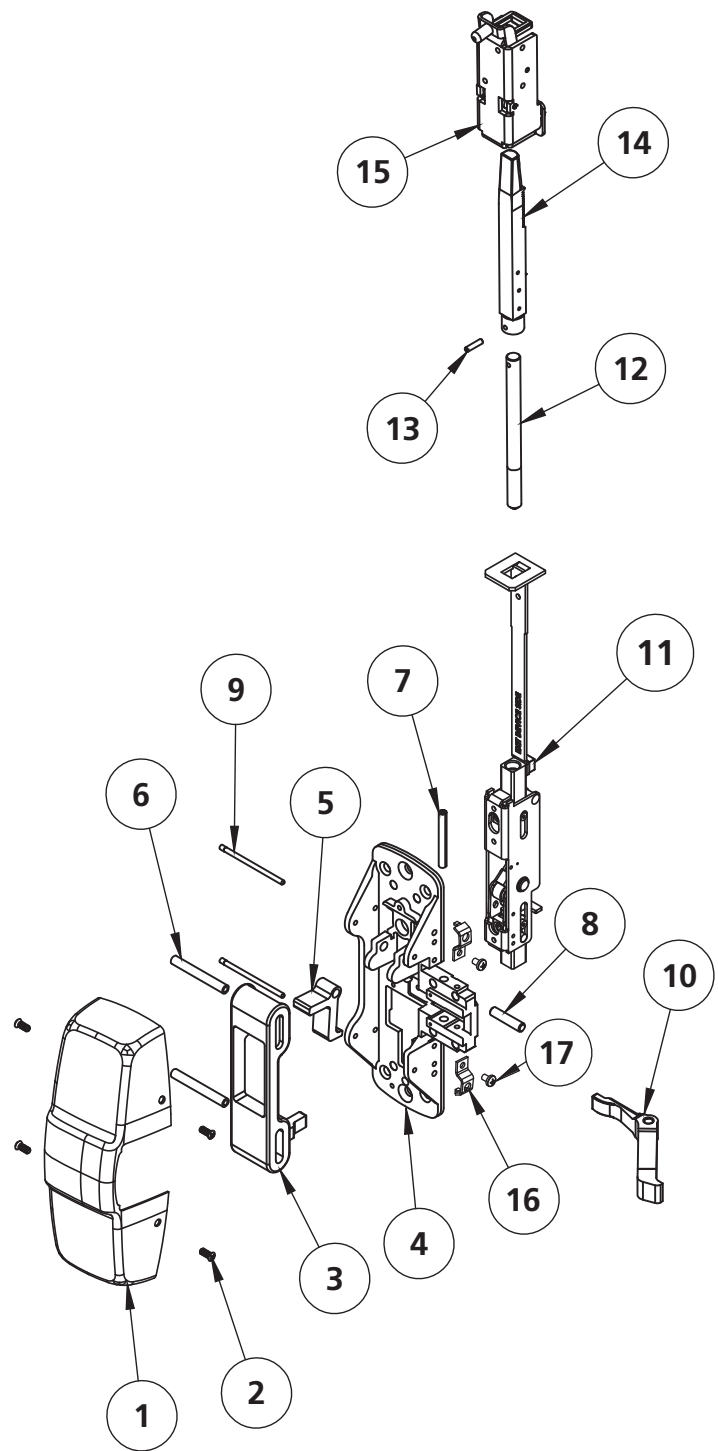
Continued on the next page.

The warranty on Corbin Russwin® products becomes void if the product is modified in any way, regardless of whether the modification causes or contributes to any alleged defect. If a Corbin Russwin product is modified it may no longer meet industry certification and quality control standards applicable to the original product and is no longer a genuine Corbin Russwin product.

Copyright © 2023, 2025, ASSA ABLOY Access and Egress Hardware Group. All rights reserved. Reproduction in whole or in part without the express written permission of ASSA ABLOY Access and Egress Hardware Group, Inc is prohibited. Patent pending and/or patent www.assaabloydss.com/patents.

M91 M55 AD
D M55 AD
M55 AD
M91 M55 AD 5CH
M55 AD 5CH

PED5801	PED5810	PED5845
PED5849	PED5850	PED5855
PED5859	PED58910	PED58930

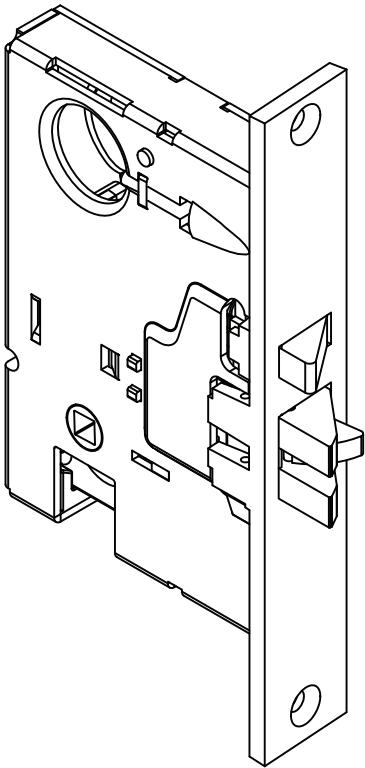


The warranty on Corbin Russwin® products becomes void if the product is modified in any way, regardless of whether the modification causes or contributes to any alleged defect. If a Corbin Russwin product is modified it may no longer meet industry certification and quality control standards applicable to the original product and is no longer a genuine Corbin Russwin product.

Copyright © 2023, 2025, ASSA ABLOY Access and Egress Hardware Group. All rights reserved. Reproduction in whole or in part without the express written permission of ASSA ABLOY Access and Egress Hardware Group, Inc is prohibited. Patent pending and/or patent www.assaabloydss.com/patents.

ITEM	PART NO.	DESCRIPTION	QTY
1	MLE012 x fin*	Mortise Lockbody With Nightlatch/Dummy Function**	1
	MLE013 x fin*	Mortise Lockbody With Classroom Function**	1
	MLE014 x fin*	Mortise Lockbody With Passage Function**	1
	MLE015 x fin*	Mortise Lockbody With Passage Thumbpiece Function**	1
	MLE016 x fin*	Mortise Lockbody With Classroom Thumbpiece Function**	1

* Specify Finish
** Includes lockbody, strike, and mounting screws



The warranty on Corbin Russwin® products becomes void if the product is modified in any way, regardless of whether the modification causes or contributes to any alleged defect. If a Corbin Russwin product is modified it may no longer meet industry certification and quality control standards applicable to the original product and is no longer a genuine Corbin Russwin product.
Copyright © 2023, 2025, ASSA ABLOY Access and Egress Hardware Group. All rights reserved. Reproduction in whole or in part without the express written permission of ASSA ABLOY Access and Egress Hardware Group, Inc is prohibited. Patent pending and/or patent www.assaabloydss.com/patents.

Standard-Non-Fire Rated

Catalog #	Description	Option	Sellable
PED50 W032 x fin	Wide Stile Rail Assembly, W032	Standard Rails	Yes
PED50 W036 x fin	Wide Stile Rail Assembly, W036		Yes
PED50 W042 x fin	Wide Stile Rail Assembly, W042		Yes
PED50 W048 x fin	Wide Stile Rail Assembly, W048		Yes
PED40 W032 x fin	Narrow Stile Rail Assembly, W032		Yes
PED40 W036 x fin	Narrow Stile Rail Assembly, W036		Yes
PED40 W042 x fin	Narrow Stile Rail Assembly, W042		Yes
PED40 W048 x fin	Narrow Stile Rail Assembly, W048		Yes

Catalog #	Description	Option	Sellable
PED50 5CH W032 x fin	5CH Wide Stile Rail Assembly, W032	Standard Rails (5lb)	Yes
PED50 5CH W036 x fin	5CH Wide Stile Rail Assembly, W036		Yes
PED50 5CH W042 x fin	5CH Wide Stile Rail Assembly, W042		Yes
PED50 5CH W048 x fin	5CH Wide Stile Rail Assembly, W048		Yes
PED40 5CH W032 x fin	5CH Narrow Stile Rail Assembly, W032		Yes
PED40 5CH W036 x fin	5CH Narrow Stile Rail Assembly, W036		Yes
PED40 5CH W042 x fin	5CH Narrow Stile Rail Assembly, W042		Yes
PED40 5CH W048 x fin	5CH Narrow Stile Rail Assembly, W048		Yes

Assembly #	Description	Option	Sellable
865F53	Carrier Sub-Assembly Wide W032	Standard Carrier	Yes
865F54	Carrier Sub-Assembly Wide W036		Yes
865F55	Carrier Sub-Assembly Wide W042		Yes
865F56	Carrier Sub-Assembly Wide W048		Yes
865F57	Carrier Sub-Assembly Narrow W032		Yes
865F58	Carrier Sub-Assembly Narrow W036		Yes
865F59	Carrier Sub-Assembly Narrow W042		Yes
865F60	Carrier Sub-Assembly Narrow W048		Yes
871F63	5CH Carrier Sub-Assembly Wide W032	Standard Carrier (5lb)	Yes
871F64	5CH Carrier Sub-Assembly Wide W036		Yes
871F65	5CH Carrier Sub-Assembly Wide W042		Yes
871F66	5CH Carrier Sub-Assembly Wide W048		Yes
871F67	5CH Carrier Sub-Assembly Narrow W032		Yes
871F68	5CH Carrier Sub-Assembly Narrow W036		Yes
871F69	5CH Carrier Sub-Assembly Narrow W042		Yes
871F70	5CH Carrier Sub-Assembly Narrow W048		Yes

Related Options
M61
M91 M61
M92 M61
M91 M92 M61
M91 M92 ERM M61
M91
M91 M92
M92
M92 ERM
M91 5CH
M92 5CH
M91 M92 5CH
M51
M49
M48
M48 FE
FE
M91 FE
M91 M92 FE

Continued on next page.

The warranty on Corbin Russwin® products becomes void if the product is modified in any way, regardless of whether the modification causes or contributes to any alleged defect. If a Corbin Russwin product is modified it may no longer meet industry certification and quality control standards applicable to the original product and is no longer a genuine Corbin Russwin product.

Copyright © 2023, 2025, ASSA ABLOY Access and Egress Hardware Group. All rights reserved. Reproduction in whole or in part without the express written permission of ASSA ABLOY Access and Egress Hardware Group, Inc is prohibited. Patent pending and/or patent www.assaabloydss.com/patents.

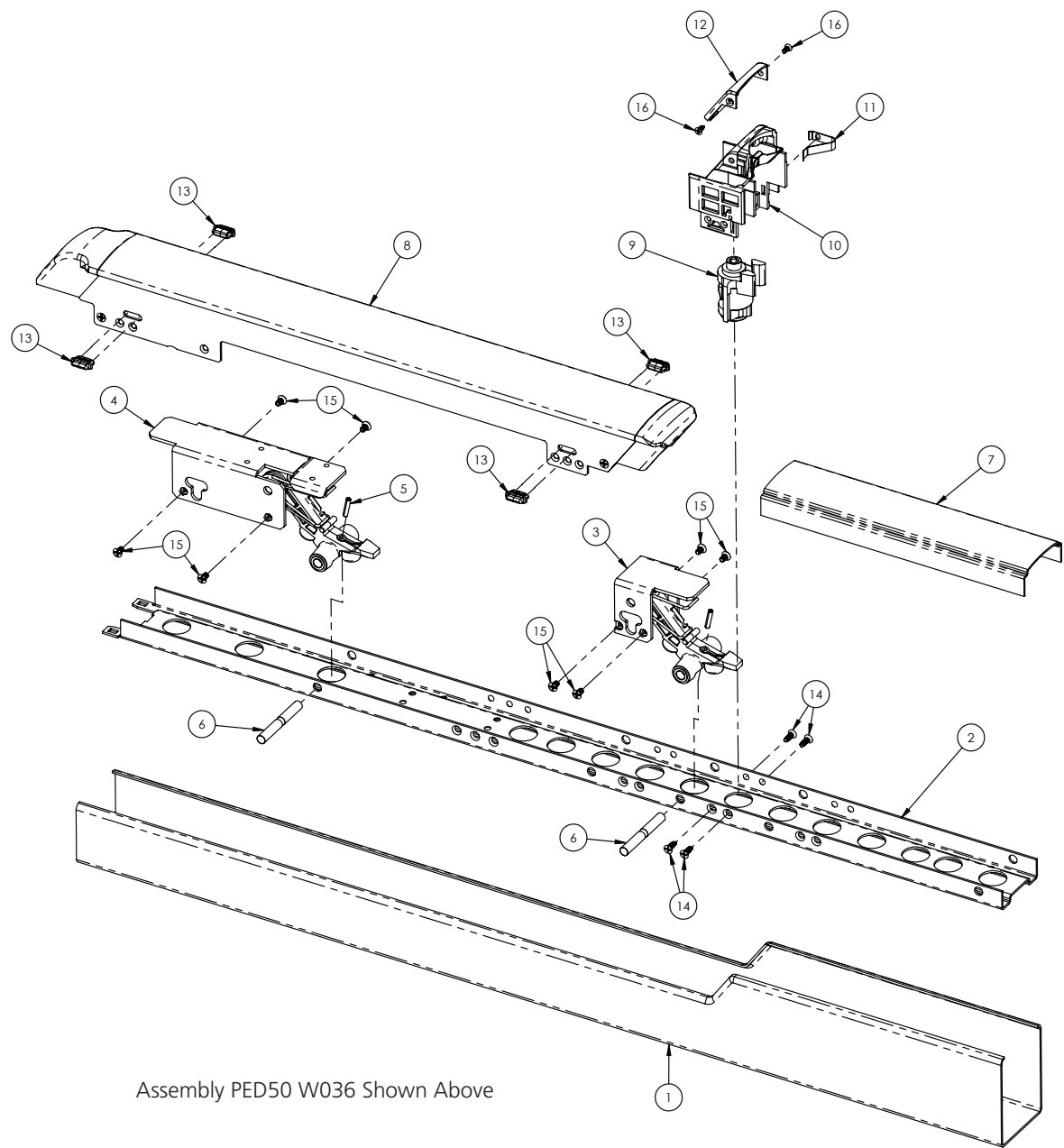
Standard-Non-Fire Rated

Item	Assembly #	Part #	Description	Qty	Sellable
1		872F00 x fin	PED Mount Rail Narrow W032	1	Yes
		872F01 x fin	PED Mount Rail Narrow W036		Yes
		872F02 x fin	PED Mount Rail Narrow W042		Yes
		872F03 x fin	PED Mount Rail Narrow W048		Yes
		872F04 x fin	PED Mount Rail Wide W032		Yes
		872F05 x fin	PED Mount Rail Wide W036		Yes
		872F06 x fin	PED Mount Rail Wide W042		Yes
		872F07 x fin	PED Mount Rail Wide W048		Yes
2		-	PED Carrier Wide W032	1	No
		-	PED Carrier Wide W036		No
		-	PED Carrier Wide W042		No
		-	PED Carrier Wide W048		No
		-	PED Carrier Narrow W032		No
		-	PED Carrier Narrow W036		No
		-	PED Carrier Narrow W042		No
		-	PED Carrier Narrow W048		No
3		-	SA PED Rear Bracket (Standard)	1	No
		-	SA PED Rear Bracket (5CH)		No
4		-	SA PED Front Bracket (Standard)	1	No
		-	SA PED Front Bracket (5CH)		No
5		-	Spirol Pin .0562 X .125	2	No
6		-	Lower Pivot Pin	2	No
7	See chart on previous page	862F63 x fin	PED Rail Insert Wide W032	1	Yes
		862F64 x fin	PED Rail Insert Wide W036		Yes
		862F65 x fin	PED Rail Insert Wide W042		Yes
		862F66 x fin	PED Rail Insert Wide W048		Yes
		862F59 x fin	PED Rail Insert Narrow W032		Yes
		862F60 x fin	PED Rail Insert Narrow W036		Yes
		862F61 x fin	PED Rail Insert Narrow W042		Yes
		862F62 x fin	PED Rail Insert Narrow W048		Yes
8		866F85 x fin	PED Push Body W032	1	Yes
		866F86 x fin	PED Push Body W036		Yes
		866F87 x fin	PED Push Body W042		Yes
		866F88 x fin	PED Push Body W048		Yes
9		863F58	SA PED Dogging Hex And Cam	1	Yes
10		865F51	SA Dogging Slope	1	Yes
11		865F518	Cylinder Dogging Spring	1	Yes
12		865F80 x fin	PED Dogging Slope Scalp	1	Yes
13		872F439	PED Wear Guide Snap-In	4	Yes
14		866F777	PFHS Plastitie #6-19 X 3/8	4	Yes
15		866F767	FHPMS #6-32 X 1/4	8	Yes
16		866F787	PPHS #4-20 X 1/4	2	Yes

Continued on next page.

The warranty on Corbin Russwin® products becomes void if the product is modified in any way, regardless of whether the modification causes or contributes to any alleged defect. If a Corbin Russwin product is modified it may no longer meet industry certification and quality control standards applicable to the original product and is no longer a genuine Corbin Russwin product.
 Copyright © 2023, 2025, ASSA ABLOY Access and Egress Hardware Group. All rights reserved. Reproduction in whole or in part without the express written permission of ASSA ABLOY Access and Egress Hardware Group, Inc is prohibited. Patent pending and/or patent www.assaabloydss.com/patents.

Standard-Non-Fire Rated



How To Order Rail Assemblies				
Series	Fire Rating Suffix (Blank = Std.)	Options	Rail Length	Finish
PED50		M91 M92	W036	630

The warranty on Corbin Russwin® products becomes void if the product is modified in any way, regardless of whether the modification causes or contributes to any alleged defect. If a Corbin Russwin product is modified it may no longer meet industry certification and quality control standards applicable to the original product and is no longer a genuine Corbin Russwin product.

Copyright © 2023, 2025, ASSA ABLOY Access and Egress Hardware Group. All rights reserved. Reproduction in whole or in part without the express written permission of ASSA ABLOY Access and Egress Hardware Group, Inc is prohibited. Patent pending and/or patent www.assaabloydss.com/patents.

M52**M52 5CH**

Catalog #	Description	Option	Sellable
PED50 M52 W032 x fin	Wide Stile E Rail Assembly, W032	Cylinder Dogging	Yes
PED50 M52 W036 x fin	Wide Stile Rail Assembly, W036		Yes
PED50 M52 W042 x fin	Wide Stile Rail Assembly, W042		Yes
PED50 M52 W048 x fin	Wide Stile Rail Assembly, W048		Yes
PED40 M52 W032 x fin	Narrow Stile Rail Assembly, W032		Yes
PED40 M52 W036 x fin	Narrow Stile Rail Assembly, W036		Yes
PED40 M52 W042 x fin	Narrow Stile Rail Assembly, W042		Yes
PED40 M52 W048 x fin	Narrow Stile Rail Assembly, W048		Yes

Related Options
M52 M91
M52 M92
M52 M91 M92
M52 MELR
M52 M91 MELR
M52 M91 M92 MELR
M52 M97
M52 M91 M97
M52 M91 M92 M97
M52 M48
M52 M97 M48

Catalog #	Description	Option	Sellable
PED50 M52 5CH W032 x fin	5CH Wide Stile E Rail Assembly, W032	M52 5CH (Cylinder Dogging, 5lb)	Yes
PED50 M52 5CH W036 x fin	5CH Wide Stile Rail Assembly, W036		Yes
PED50 M52 5CH W042 x fin	5CH Wide Stile Rail Assembly, W042		Yes
PED50 M52 5CH W048 x fin	5CH Wide Stile Rail Assembly, W048		Yes
PED40 M52 5CH W032 x fin	5CH Narrow Stile Rail Assembly, W032		Yes
PED40 M52 5CH W036 x fin	5CH Narrow Stile Rail Assembly, W036		Yes
PED40 M52 5CH W042 x fin	5CH Narrow Stile Rail Assembly, W042		Yes
PED40 M52 5CH W048 x fin	5CH Narrow Stile Rail Assembly, W048		Yes

Assembly #	Description	Option	Sellable
865F53	Carrier Sub-Assembly Wide W032	Cylinder Dogging	Yes
865F54	Carrier Sub-Assembly Wide W036		Yes
865F55	Carrier Sub-Assembly Wide W042		Yes
865F56	Carrier Sub-Assembly Wide W048		Yes
865F57	Carrier Sub-Assembly Narrow W032		Yes
865F58	Carrier Sub-Assembly Narrow W036		Yes
865F59	Carrier Sub-Assembly Narrow W042		Yes
865F60	Carrier Sub-Assembly Narrow W048		Yes
871F63	5CH Carrier Sub-Assembly Wide W032	M52 5CH (Cylinder Dogging, 5lb)	Yes
871F64	5CH Carrier Sub-Assembly Wide W036		Yes
871F65	5CH Carrier Sub-Assembly Wide W042		Yes
871F66	5CH Carrier Sub-Assembly Wide W048		Yes
871F67	5CH Carrier Sub-Assembly Narrow W032		Yes
871F68	5CH Carrier Sub-Assembly Narrow W036		Yes
871F69	5CH Carrier Sub-Assembly Narrow W042		Yes
871F70	5CH Carrier Sub-Assembly Narrow W048		Yes

Continued on next page.

The warranty on Corbin Russwin® products becomes void if the product is modified in any way, regardless of whether the modification causes or contributes to any alleged defect. If a Corbin Russwin product is modified it may no longer meet industry certification and quality control standards applicable to the original product and is no longer a genuine Corbin Russwin product.

Copyright © 2023, 2025, ASSA ABLOY Access and Egress Hardware Group. All rights reserved. Reproduction in whole or in part without the express written permission of ASSA ABLOY Access and Egress Hardware Group, Inc is prohibited. Patent pending and/or patent www.assaabloydss.com/patents.

M52
M52 5CH

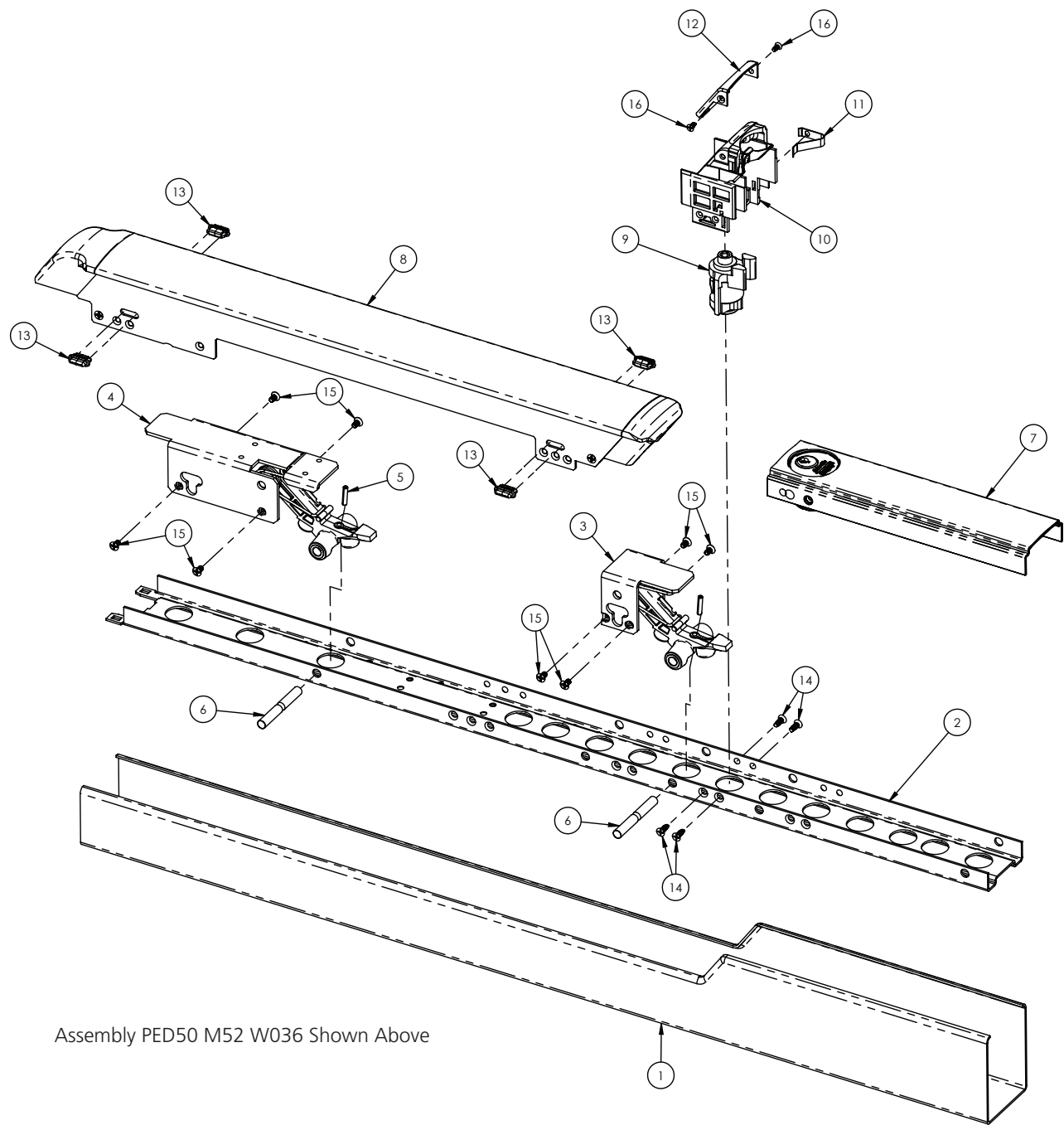
Item	Assembly #	Part #	Description	Qty	Sellable
1	See chart on previous page	872F00 x fin	PED Mount Rail Narrow W032	1	Yes
		872F01 x fin	PED Mount Rail Narrow W036		Yes
		872F02 x fin	PED Mount Rail Narrow W042		Yes
		872F03 x fin	PED Mount Rail Narrow W048		Yes
		872F04 x fin	PED Mount Rail Wide W032		Yes
		872F05 x fin	PED Mount Rail Wide W036		Yes
		872F06 x fin	PED Mount Rail Wide W042		Yes
		872F07 x fin	PED Mount Rail Wide W048		Yes
2		-	PED Carrier Wide W032	1	No
		-	PED Carrier Wide W036		No
		-	PED Carrier Wide W042		No
		-	PED Carrier Wide W048		No
		-	PED Carrier Narrow W032		No
		-	PED Carrier Narrow W036		No
		-	PED Carrier Narrow W042		No
		-	PED Carrier Narrow W048		No
3		-	SA PED Rear Bracket (Standard)	1	No
-		SA PED Rear Bracket (5CH)	No		
4		-	SA PED Front Bracket (Standard)	1	No
-		SA PED Front Bracket (5CH)	No		
5		-	Spirol Pin .0562 X .125	2	No
6		-	Lower Pivot Pin	2	No
7		862F89 x fin	PED Cylinder Dogging Insert Wide W032	1	Yes
		862F90 x fin	PED Cylinder Dogging Insert Wide W036		Yes
		862F91 x fin	PED Cylinder Dogging Insert Wide W042		Yes
		862F92 x fin	PED Cylinder Dogging Insert Wide W048		Yes
		862F85 x fin	PED Cylinder Dogging Insert Narrow W032		Yes
		862F86 x fin	PED Cylinder Dogging Insert Narrow W036		Yes
	862F87 x fin	PED Cylinder Dogging Insert Narrow W042	Yes		
	862F88 x fin	PED Cylinder Dogging Insert Narrow W048	Yes		
8	866F85 x fin	PED Push Body W032	1	Yes	
	866F86 x fin	PED Push Body W036		Yes	
	866F87 x fin	PED Push Body W042		Yes	
	866F88 x fin	PED Push Body W048		Yes	
9	863F58	SA PED Dogging Hex And Cam	1	Yes	
10	865F51	SA Dogging Slope	1	Yes	
11	865F518	Cylinder Dogging Spring	1	Yes	
12	865F80 x fin	PED Dogging Slope Scalp	1	Yes	
13	872F439	PED Wear Guide Snap-In	4	Yes	
14	866F777	PFHS Plastitie #6-19 X 3/8	4	Yes	
15	866F767	FHPMS #6-32 X 1/4	8	Yes	
16	866F787	PPHS #4-20 X 1/4	2	Yes	

Continued on next page.

The warranty on Corbin Russwin® products becomes void if the product is modified in any way, regardless of whether the modification causes or contributes to any alleged defect. If a Corbin Russwin product is modified it may no longer meet industry certification and quality control standards applicable to the original product and is no longer a genuine Corbin Russwin product.

Copyright © 2023, 2025, ASSA ABLOY Access and Egress Hardware Group. All rights reserved. Reproduction in whole or in part without the express written permission of ASSA ABLOY Access and Egress Hardware Group, Inc is prohibited. Patent pending and/or patent www.assaabloydss.com/patents.

M52
M52 5CH



Assembly PED50 M52 W036 Shown Above

How To Order Rail Assemblies				
Series	Fire Rating Suffix (Blank = Std.)	Options	Rail Length	Finish
PED50		M52 M91	W036	630

FM653 04/25

A Suffix**A 5CH**

Catalog #	Description	Option	Sellable
PED50 A W032 x fin	Wide Stile Rail Assembly, W032	Fire Rated	Yes
PED50 A W036 x fin	Wide Stile Rail Assembly, W036		Yes
PED50 A W042 x fin	Wide Stile Rail Assembly, W042		Yes
PED50 A W048 x fin	Wide Stile Rail Assembly, W048		Yes
PED40 A W032 x fin	Narrow Stile Rail Assembly, W032		Yes
PED40 A W036 x fin	Narrow Stile Rail Assembly, W036		Yes
PED40 A W042 x fin	Narrow Stile Rail Assembly, W042		Yes
PED40 A W048 x fin	Narrow Stile Rail Assembly, W048		Yes

Related Options
A M91
A M91 MELR
A M92
A M91 M92
A M97
A M91 M97
A M61
A M91 M61
A M91 M92 M61
A FE

Catalog #	Description	Option	Sellable
PED50 A 5CH W032 x fin	5CH Wide Stile Rail Assembly, W032	Fire Rated, 5lb	Yes
PED50 A 5CH W036 x fin	5CH Wide Stile Rail Assembly, W036		Yes
PED50 A 5CH W042 x fin	5CH Wide Stile Rail Assembly, W042		Yes
PED50 A 5CH W048 x fin	5CH Wide Stile Rail Assembly, W048		Yes
PED40 A 5CH W032 x fin	5CH Narrow Stile Rail Assembly, W032		Yes
PED40 A 5CH W036 x fin	5CH Narrow Stile Rail Assembly, W036		Yes
PED40 A 5CH W042 x fin	5CH Narrow Stile Rail Assembly, W042		Yes
PED40 A 5CH W048 x fin	5CH Narrow Stile Rail Assembly, W048		Yes

Assembly #	Description	Option	Sellable
865F53	Carrier Sub-Assembly Wide W032	Fire Rated	Yes
865F54	Carrier Sub-Assembly Wide W036		Yes
865F55	Carrier Sub-Assembly Wide W042		Yes
865F56	Carrier Sub-Assembly Wide W048		Yes
865F57	Carrier Sub-Assembly Narrow W032		Yes
865F58	Carrier Sub-Assembly Narrow W036		Yes
865F59	Carrier Sub-Assembly Narrow W042		Yes
865F60	Carrier Sub-Assembly Narrow W048		Yes
871F63	5CH Carrier Sub-Assembly Wide W032	Fire Rated, 5lb	Yes
871F64	5CH Carrier Sub-Assembly Wide W036		Yes
871F65	5CH Carrier Sub-Assembly Wide W042		Yes
871F66	5CH Carrier Sub-Assembly Wide W048		Yes
871F67	5CH Carrier Sub-Assembly Narrow W032		Yes
871F68	5CH Carrier Sub-Assembly Narrow W036		Yes
871F69	5CH Carrier Sub-Assembly Narrow W042		Yes
871F70	5CH Carrier Sub-Assembly Narrow W048		Yes

Continued on next page.

The warranty on Corbin Russwin® products becomes void if the product is modified in any way, regardless of whether the modification causes or contributes to any alleged defect. If a Corbin Russwin product is modified it may no longer meet industry certification and quality control standards applicable to the original product and is no longer a genuine Corbin Russwin product.

Copyright © 2023, 2025, ASSA ABLOY Access and Egress Hardware Group. All rights reserved. Reproduction in whole or in part without the express written permission of ASSA ABLOY Access and Egress Hardware Group, Inc is prohibited. Patent pending and/or patent www.assaabloydss.com/patents.

A Suffix
A 5CH

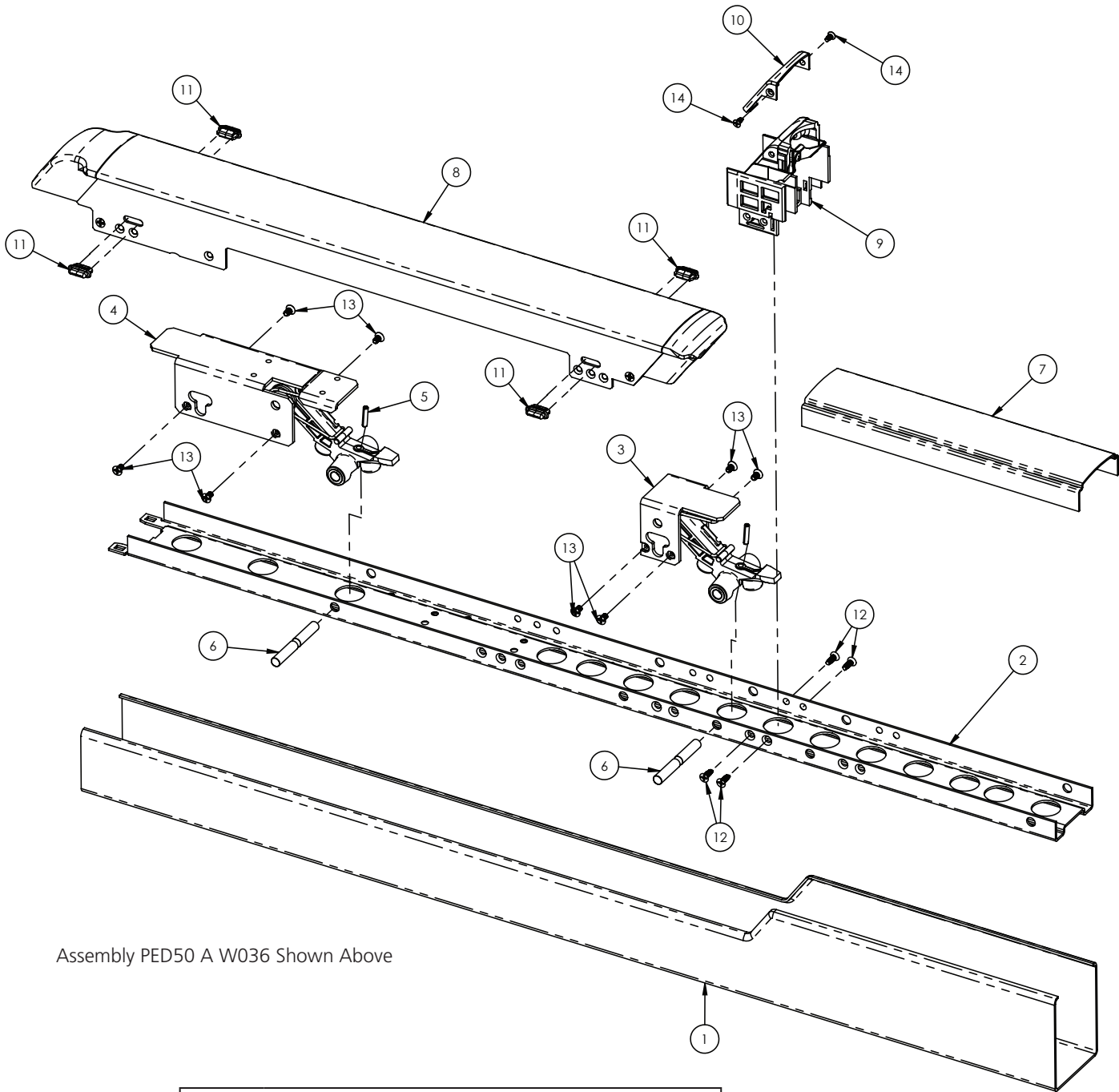
Item	Assembly #	Part #	Description	Qty	Sellable
1	See chart on previous page	872F00 x fin	PED Mount Rail Narrow W032	1	Yes
		872F01 x fin	PED Mount Rail Narrow W036		Yes
		872F02 x fin	PED Mount Rail Narrow W042		Yes
		872F03 x fin	PED Mount Rail Narrow W048		Yes
		872F04 x fin	PED Mount Rail Wide W032		Yes
		872F05 x fin	PED Mount Rail Wide W036		Yes
		872F06 x fin	PED Mount Rail Wide W042		Yes
		872F07 x fin	PED Mount Rail Wide W048		Yes
2		-	PED Carrier Wide W032	1	No
		-	PED Carrier Wide W036		No
		-	PED Carrier Wide W042		No
		-	PED Carrier Wide W048		No
		-	PED Carrier Narrow W032		No
		-	PED Carrier Narrow W036		No
		-	PED Carrier Narrow W042		No
		-	PED Carrier Narrow W048		No
3		-	SA PED Rear Bracket (Standard)	1	No
-		SA PED Rear Bracket (5CH)	No		
4		-	SA PED Front Bracket (Standard)	1	No
-		SA PED Front Bracket (5CH)	No		
5	-	Spirol Pin .0562 X .125	2	No	
6	-	Lower Pivot Pin	2	No	
7	862F63 x fin	PED Rail Insert Wide W032	1	Yes	
	862F64 x fin	PED Rail Insert Wide W036		Yes	
	862F65 x fin	PED Rail Insert Wide W042		Yes	
	862F66 x fin	PED Rail Insert Wide W048		Yes	
	862F59 x fin	PED Rail Insert Narrow W032		Yes	
	862F60 x fin	PED Rail Insert Narrow W036		Yes	
	862F61 x fin	PED Rail Insert Narrow W042		Yes	
	862F62 x fin	PED Rail Insert Narrow W048		Yes	
8	866F85 x fin	PED Push Body W032	1	Yes	
	866F86 x fin	PED Push Body W036		Yes	
	866F87 x fin	PED Push Body W042		Yes	
	866F88 x fin	PED Push Body W048		Yes	
9	865F51	SA Dogging Slope	1	Yes	
10	865F97 x fin	PED Dogging Slope Scalp (Blank)	1	Yes	
11	872F439	PED Wear Guide Snap-In	4	Yes	
12	866F777	PFHS Plastitie #6-19 X 3/8	4	Yes	
13	866F767	FHPMS #6-32 X 1/4	8	Yes	
14	866F787	PPHS #4-20 X 1/4	2	Yes	

Continued on next page.

The warranty on Corbin Russwin® products becomes void if the product is modified in any way, regardless of whether the modification causes or contributes to any alleged defect. If a Corbin Russwin product is modified it may no longer meet industry certification and quality control standards applicable to the original product and is no longer a genuine Corbin Russwin product.
Copyright © 2023, 2025, ASSA ABLOY Access and Egress Hardware Group. All rights reserved. Reproduction in whole or in part without the express written permission of ASSA ABLOY Access and Egress Hardware Group, Inc is prohibited. Patent pending and/or patent www.assaabloydss.com/patents.

A Suffix

A 5CH



Assembly PED50 A W036 Shown Above

How To Order Rail Assemblies				
Series	Fire Rating Suffix (Blank = Std.)	Options	Rail Length	Finish
PED50	A	M91	W036	630

MELR
A MELR
A MELR 5CH

Catalog #	Description	Option	Sellable
PED50 MELR W032 x fin	Wide Stile E Rail Assembly, W032	MELR (STD & Fire Rated)	Yes
PED50 MELR W036 x fin	Wide Stile Rail Assembly, W036		Yes
PED50 MELR W042 x fin	Wide Stile Rail Assembly, W042		Yes
PED50 MELR W048 x fin	Wide Stile Rail Assembly, W048		Yes
PED40 MELR W032 x fin	Narrow Stile Rail Assembly, W032		Yes
PED40 MELR W036 x fin	Narrow Stile Rail Assembly, W036		Yes
PED40 MELR W042 x fin	Narrow Stile Rail Assembly, W042		Yes
PED40 MELR W048 x fin	Narrow Stile Rail Assembly, W048		Yes

Catalog #	Description	Option	Sellable
PED50 MELR 5CH W032 x fin	5CH Wide Stile E Rail Assembly, W032	MELR, 5lb (STD & Fire Rated)	Yes
PED50 MELR 5CH W036 x fin	5CH Wide Stile Rail Assembly, W036		Yes
PED50 MELR 5CH W042 x fin	5CH Wide Stile Rail Assembly, W042		Yes
PED50 MELR 5CH W048 x fin	5CH Wide Stile Rail Assembly, W048		Yes
PED40 MELR 5CH W032 x fin	5CH Narrow Stile Rail Assembly, W032		Yes
PED40 MELR 5CH W036 x fin	5CH Narrow Stile Rail Assembly, W036		Yes
PED40 MELR 5CH W042 x fin	5CH Narrow Stile Rail Assembly, W042		Yes
PED40 MELR 5CH W048 x fin	5CH Narrow Stile Rail Assembly, W048		Yes

Related Options
M91 MELR
M91 M114 MELR
M91 M92 MELR
M91 M92 M114 MELR
M92 MELR
M92 M114 MELR
5CH M91 MELR
5CH M91 M114 MELR
5CH M91 M92 MELR
5CH M91 M92 M114 MELR
5CH M92 MELR
5CH M92 M114 MELR
FE MELR
FE M114 MELR

Continued on next page.

The warranty on Corbin Russwin® products becomes void if the product is modified in any way, regardless of whether the modification causes or contributes to any alleged defect. If a Corbin Russwin product is modified it may no longer meet industry certification and quality control standards applicable to the original product and is no longer a genuine Corbin Russwin product.
 Copyright © 2023, 2025, ASSA ABLOY Access and Egress Hardware Group. All rights reserved. Reproduction in whole or in part without the express written permission of ASSA ABLOY Access and Egress Hardware Group, Inc is prohibited. Patent pending and/or patent www.assaabloydss.com/patents.

MELR
A MELR
A MELR 5CH

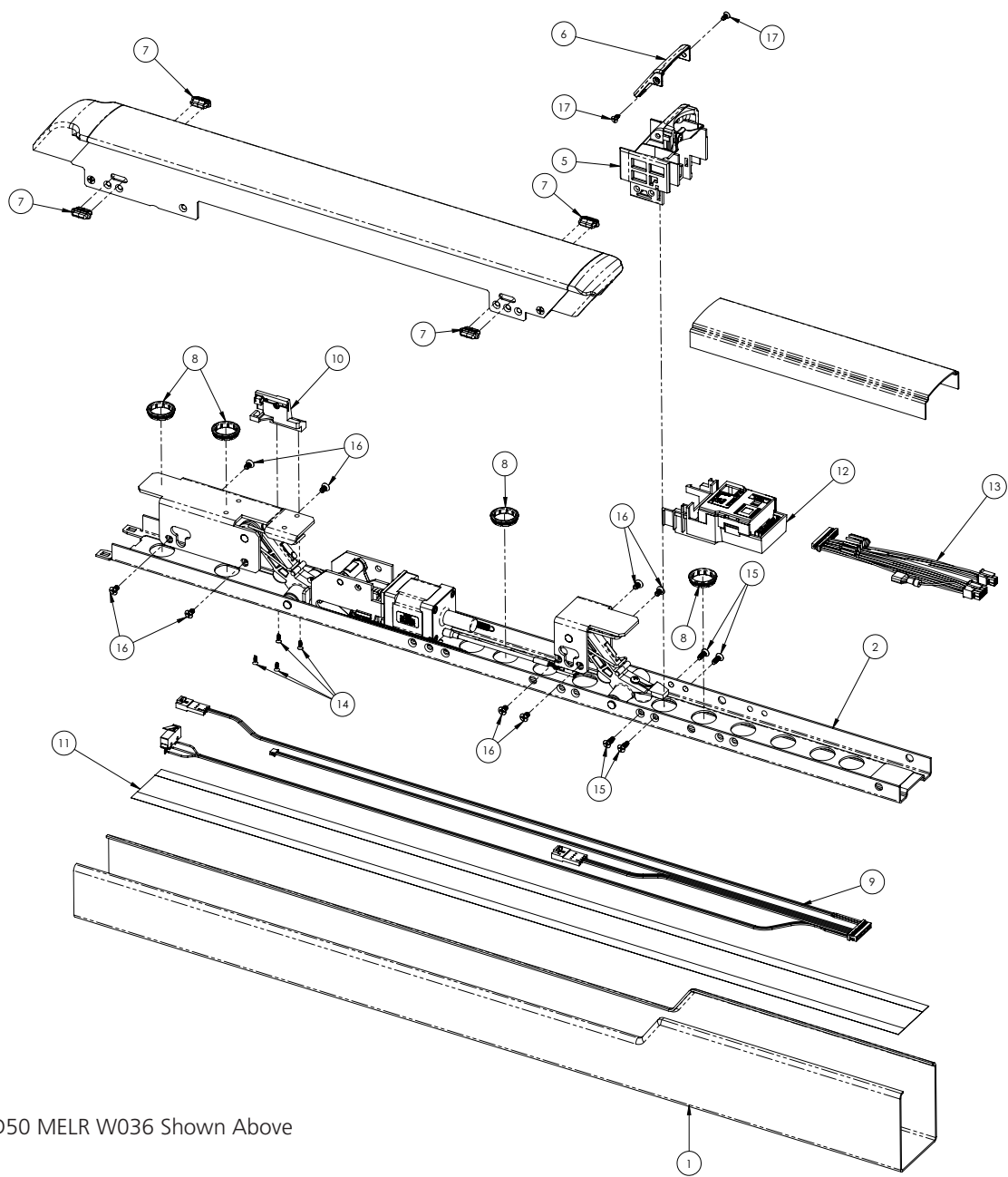
Item	Assembly #	Part #	Description	Qty	Sellable
1		872F00 x fin	PED Mount Rail Narrow W032	1	Yes
		872F01 x fin	PED Mount Rail Narrow W036		Yes
		872F02 x fin	PED Mount Rail Narrow W042		Yes
		872F03 x fin	PED Mount Rail Narrow W048		Yes
		872F04 x fin	PED Mount Rail Wide W032		Yes
		872F05 x fin	PED Mount Rail Wide W036		Yes
		872F06 x fin	PED Mount Rail Wide W042		Yes
		872F07 x fin	PED Mount Rail Wide W048		Yes
2	See chart on previous page	871F71	MELR Carrier Sub-Assembly Wide W032	1	Yes
		871F72	MELR Carrier Sub-Assembly Wide W036		Yes
		871F73	MELR Carrier Sub-Assembly Wide W042		Yes
		871F74	MELR Carrier Sub-Assembly Wide W048		Yes
		871F75	MELR Carrier Sub-Assembly Narrow W032		Yes
		871F76	MELR Carrier Sub-Assembly Narrow W036		Yes
		871F77	MELR Carrier Sub-Assembly Narrow W042		Yes
		871F78	MELR Carrier Sub-Assembly Narrow W048		Yes
		871F80	5CH MELR Carrier Sub-Assembly Wide W032		Yes
		871F81	5CH MELR Carrier Sub-Assembly Wide W036		Yes
		871F82	5CH MELR Carrier Sub-Assembly Wide W042		Yes
		871F83	5CH MELR Carrier Sub-Assembly Wide W048		Yes
		871F84	5CH MELR Carrier Sub-Assembly Narrow W032		Yes
		871F85	5CH MELR Carrier Sub-Assembly Narrow W036		Yes
		871F86	5CH MELR Carrier Sub-Assembly Narrow W042		Yes
		871F79	5CH MELR Carrier Sub-Assembly Narrow W048		Yes
3	See chart on previous page	862F63 x fin	PED Rail Insert Wide W032	1	Yes
		862F64 x fin	PED Rail Insert Wide W036		Yes
		862F65 x fin	PED Rail Insert Wide W042		Yes
		862F66 x fin	PED Rail Insert Wide W048		Yes
		862F59 x fin	PED Rail Insert Narrow W032		Yes
		862F60 x fin	PED Rail Insert Narrow W036		Yes
		862F61 x fin	PED Rail Insert Narrow W042		Yes
		862F62 x fin	PED Rail Insert Narrow W048		Yes
4		866F85 x fin	PED Push Body W032	1	Yes
		866F86 x fin	PED Push Body W036		Yes
		866F87 x fin	PED Push Body W042		Yes
		866F88 x fin	PED Push Body W048		Yes
5		865F51	Dogging Slope Sub-Assembly	1	Yes
6		865F97 x fin	PED Dogging Slope Scalp, (Blank)	1	Yes
7		872F439	Snap-In Wear Guide	4	Yes
8		872F429	Wire Grommet	3	Yes
9		872F92	MELR Wire Harness (W032)	1	Yes
		872F93	MELR Wire Harness (W042)		Yes
10		872F90	Hall Effect Board & Holder Sub-Assembly	1	Yes
11		872F49	Wire Shield	1	Yes
12		872F91	MELR Motor Controller Sub-Assembly	1	Yes
13		872F84	E-Lynx Harness	1	Yes
14		872F068	#2-28 X 1/4" TORX Flat Head Plastite Screw	1	Yes
15		866F777	#6-19 X 3/8" Phillips Flat Head Plastite Screw	4	Yes
16		866F767	#6-32 X 1/4" Phillips Flat Head U'cut Machine Screw	8	Yes
17		866F787	#4-20 X 1/4" Phillips Flat Head U'cut Plastite Screw	2	Yes

Continued on next page.

The warranty on Corbin Russwin® products becomes void if the product is modified in any way, regardless of whether the modification causes or contributes to any alleged defect. If a Corbin Russwin product is modified it may no longer meet industry certification and quality control standards applicable to the original product and is no longer a genuine Corbin Russwin product.

Copyright © 2023, 2025, ASSA ABLOY Access and Egress Hardware Group. All rights reserved. Reproduction in whole or in part without the express written permission of ASSA ABLOY Access and Egress Hardware Group, Inc is prohibited. Patent pending and/or patent www.assaabloydss.com/patents.

MELR
A MELR
A MELR 5CH



Assembly PED50 MELR W036 Shown Above

How To Order Rail Assemblies				
Series	Fire Rating Suffix (Blank = Std.)	Options	Rail Length	Finish
PED50		M91 MELR	W036	630

The warranty on Corbin Russwin® products becomes void if the product is modified in any way, regardless of whether the modification causes or contributes to any alleged defect. If a Corbin Russwin product is modified it may no longer meet industry certification and quality control standards applicable to the original product and is no longer a genuine Corbin Russwin product.

Copyright © 2023, 2025, ASSA ABLOY Access and Egress Hardware Group. All rights reserved. Reproduction in whole or in part without the express written permission of ASSA ABLOY Access and Egress Hardware Group, Inc is prohibited. Patent pending and/or patent www.assaabloydss.com/patents.

A D Suffix**D Suffix**

Catalog #	Description	Option	Sellable
PED50 D W032 x fin	Wide Stile E Rail Assembly, W032	Delayed Egress	Yes
PED50 D W036 x fin	Wide Stile Rail Assembly, W036		Yes
PED50 D W042 x fin	Wide Stile Rail Assembly, W042		Yes
PED50 D W048 x fin	Wide Stile Rail Assembly, W048		Yes
PED40 D W032 x fin	Narrow Stile Rail Assembly, W032		Yes
PED40 D W036 x fin	Narrow Stile Rail Assembly, W036		Yes
PED40 D W042 x fin	Narrow Stile Rail Assembly, W042		Yes
PED40 D W048 x fin	Narrow Stile Rail Assembly, W048		Yes

Related Options
D M114
D M114 M48
D M49

Catalog #	Description	Option	Sellable
PED50 A D W032 x fin	Wide Stile E Rail Assembly, W032	Fire Rated Delayed Egress	Yes
PED50 A D W036 x fin	Wide Stile Rail Assembly, W036		Yes
PED50 A D W042 x fin	Wide Stile Rail Assembly, W042		Yes
PED50 A D W048 x fin	Wide Stile Rail Assembly, W048		Yes
PED40 A D W032 x fin	Narrow Stile Rail Assembly, W032		Yes
PED40 A D W036 x fin	Narrow Stile Rail Assembly, W036		Yes
PED40 A D W042 x fin	Narrow Stile Rail Assembly, W042		Yes
PED40 A D W048 x fin	Narrow Stile Rail Assembly, W048		Yes

Continued on next page.

The warranty on Corbin Russwin® products becomes void if the product is modified in any way, regardless of whether the modification causes or contributes to any alleged defect. If a Corbin Russwin product is modified it may no longer meet industry certification and quality control standards applicable to the original product and is no longer a genuine Corbin Russwin product.

Copyright © 2023, 2025, ASSA ABLOY Access and Egress Hardware Group. All rights reserved. Reproduction in whole or in part without the express written permission of ASSA ABLOY Access and Egress Hardware Group, Inc is prohibited. Patent pending and/or patent www.assaabloydss.com/patents.

A D Suffix**D Suffix**

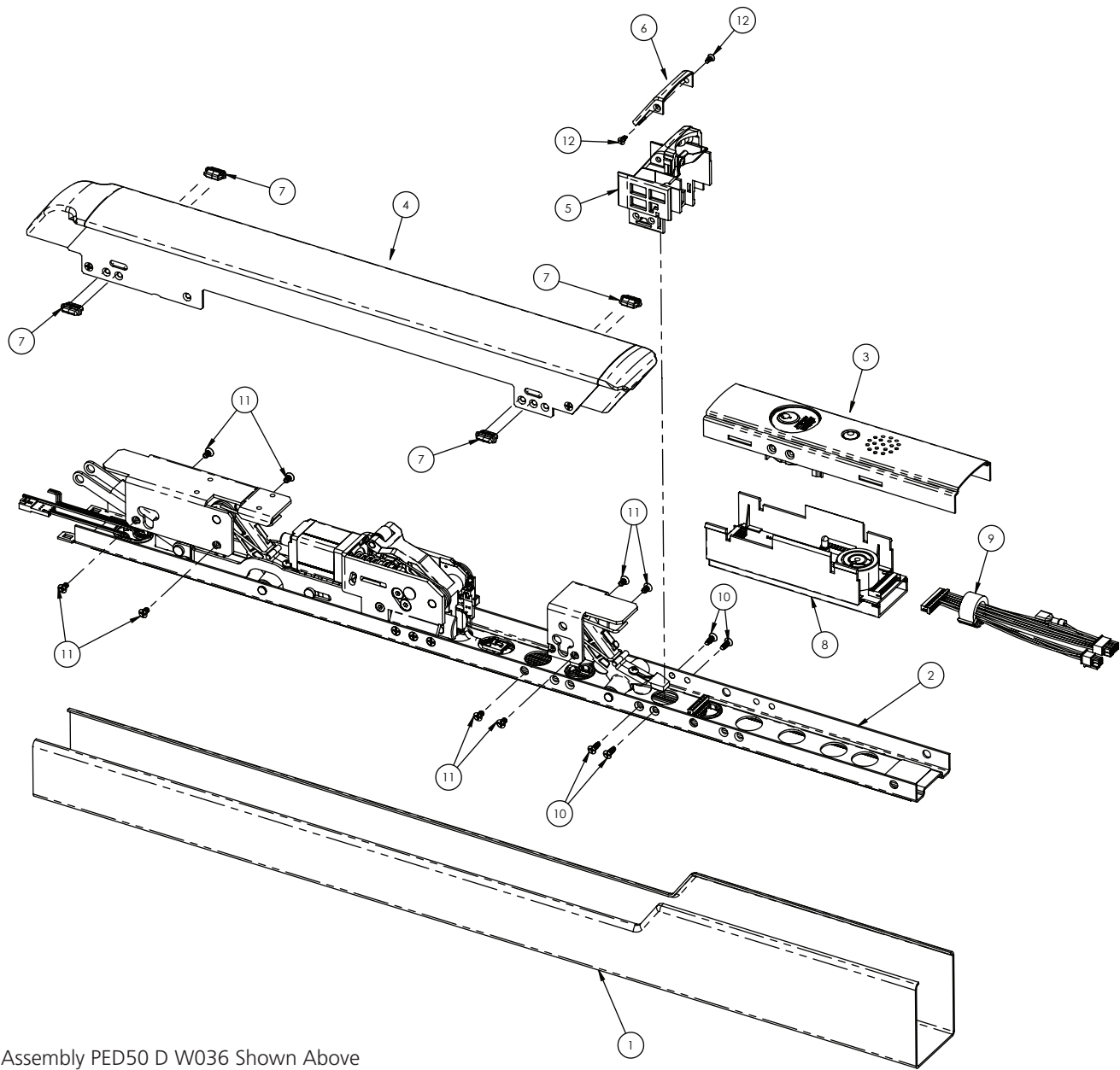
Item	Assembly #	Part #	Description	Qty	Sellable
1	See chart on previous page	872F00 x fin	PED Mount Rail Narrow W032	1	Yes
		872F01 x fin	PED Mount Rail Narrow W036		Yes
		872F02 x fin	PED Mount Rail Narrow W042		Yes
		872F03 x fin	PED Mount Rail Narrow W048		Yes
		872F04 x fin	PED Mount Rail Wide W032		Yes
		872F05 x fin	PED Mount Rail Wide W036		Yes
		872F06 x fin	PED Mount Rail Wide W042		Yes
		872F07 x fin	PED Mount Rail Wide W048		Yes
2		872F27	DEED Carrier Sub-Assembly Wide W032	1	Yes
		872F28	DEED Carrier Sub-Assembly Wide W036		Yes
		872F29	DEED Carrier Sub-Assembly Wide W042		Yes
		872F30	DEED Carrier Sub-Assembly Wide W048		Yes
		872F31	DEED Carrier Sub-Assembly Narrow W032		Yes
		872F32	DEED Carrier Sub-Assembly Narrow W036		Yes
		872F33	DEED Carrier Sub-Assembly Narrow W042		Yes
		872F34	DEED Carrier Sub-Assembly Narrow W048		Yes
3		868F68 x fin	DEED PED Rail Insert Wide W032	1	Yes
		868F69 x fin	DEED PED Rail Insert Wide W036		Yes
		868F70 x fin	DEED PED Rail Insert Wide W042		Yes
		868F71 x fin	DEED PED Rail Insert Wide W048		Yes
		868F72 x fin	DEED PED Rail Insert Narrow W032		Yes
		868F73 x fin	DEED PED Rail Insert Narrow W036		Yes
		868F74 x fin	DEED PED Rail Insert Narrow W042		Yes
		868F75 x fin	DEED PED Rail Insert Narrow W048		Yes
4		868F60 x fin	PED DEED Push Body W032	1	Yes
		868F61 x fin	PED DEED Push Body W036		Yes
		868F62 x fin	PED DEED Push Body W042		Yes
		868F63 x fin	PED DEED Push Body W048		Yes
5		865F51	Dogging Slope Sub-Assembly	1	Yes
6		865F97 x fin	PED Dogging Slope Scalp, (Blank)	1	Yes
7		872F439	Snap-In Wear Guide	4	Yes
8		874F10	DEED PCB MODULE SA	3	Yes
9		872F83	E-LYNX HARNESS	1	Yes
10		866F777	PFHS Plastitie #6-19 X 3/8	4	Yes
11		866F767	FHPMS #6-32 X 1/4	8	Yes
12		866F787	PPHS #4-20 X 1/4	2	Yes

Continued on next page.

The warranty on Corbin Russwin® products becomes void if the product is modified in any way, regardless of whether the modification causes or contributes to any alleged defect. If a Corbin Russwin product is modified it may no longer meet industry certification and quality control standards applicable to the original product and is no longer a genuine Corbin Russwin product.

Copyright © 2023, 2025, ASSA ABLOY Access and Egress Hardware Group. All rights reserved. Reproduction in whole or in part without the express written permission of ASSA ABLOY Access and Egress Hardware Group, Inc is prohibited. Patent pending and/or patent www.assaabloydss.com/patents.

A D Suffix
D Suffix



How To Order Rail Assemblies				
Series	Fire Rating Suffix (Blank = Std.)	Options	Rail Length	Finish
PED50	A	D M91	W036	630

The warranty on Corbin Russwin® products becomes void if the product is modified in any way, regardless of whether the modification causes or contributes to any alleged defect. If a Corbin Russwin product is modified it may no longer meet industry certification and quality control standards applicable to the original product and is no longer a genuine Corbin Russwin product.

Copyright © 2023, 2025, ASSA ABLOY Access and Egress Hardware Group. All rights reserved. Reproduction in whole or in part without the express written permission of ASSA ABLOY Access and Egress Hardware Group, Inc is prohibited. Patent pending and/or patent www.assaabloydss.com/patents.

A M97
M97

Catalog #	Description	Option	Sellable
PED50 M97 W032 x fin	Wide Stile E Rail Assembly, W032	Electric Dogging	Yes
PED50 M97 W036 x fin	Wide Stile Rail Assembly, W036		Yes
PED50 M97 W042 x fin	Wide Stile Rail Assembly, W042		Yes
PED50 M97 W048 x fin	Wide Stile Rail Assembly, W048		Yes
PED40 M97 W032 x fin	Narrow Stile Rail Assembly, W032		Yes
PED40 M97 W036 x fin	Narrow Stile Rail Assembly, W036		Yes
PED40 M97 W042 x fin	Narrow Stile Rail Assembly, W042		Yes
PED40 M97 W048 x fin	Narrow Stile Rail Assembly, W048		Yes

Related Options
M91 M97
M92 M97
M91 M92 M97
M97 M114
M97 M114 M48
M97 M49
M97 M61

Catalog #	Description	Option	Sellable
PED50 A M97 W032 x fin	Wide Stile E Rail Assembly, W032	Fire Rated Electric Dogging	Yes
PED50 A M97 W036 x fin	Wide Stile Rail Assembly, W036		Yes
PED50 A M97 W042 x fin	Wide Stile Rail Assembly, W042		Yes
PED50 A M97 W048 x fin	Wide Stile Rail Assembly, W048		Yes
PED40 A M97 W032 x fin	Narrow Stile Rail Assembly, W032		Yes
PED40 A M97 W036 x fin	Narrow Stile Rail Assembly, W036		Yes
PED40 A M97 W042 x fin	Narrow Stile Rail Assembly, W042		Yes
PED40 A M97 W048 x fin	Narrow Stile Rail Assembly, W048		Yes

Continued on next page.

A M97
M97

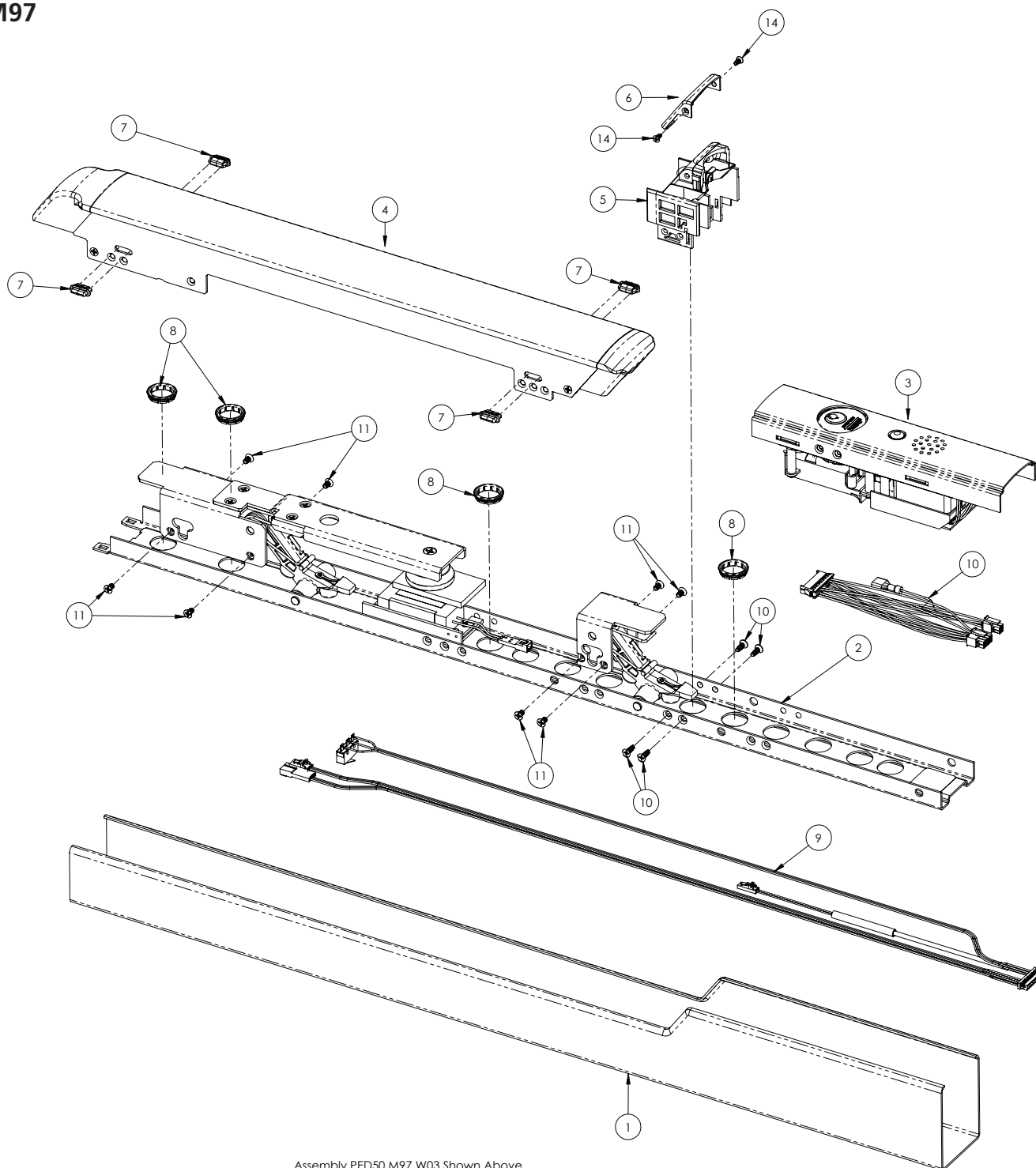
Item	Assy No.	Part No.	Description	Qty	Sellable
1		872F00 x fin	PE Mount Rail Narrow W032	1	Yes
		872F01 x fin	PE Mount Rail Narrow W036		Yes
		872F02 x fin	PE Mount Rail Narrow W042		Yes
		872F03 x fin	PE Mount Rail Narrow W048		Yes
		872F04 x fin	PE Mount Rail Wide W032		Yes
		872F05 x fin	PE Mount Rail Wide W036		Yes
		872F06 x fin	PE Mount Rail Wide W042		Yes
		872F07 x fin	PE Mount Rail Wide W048		Yes
2		871F87	Carrier Sub-Assembly Wide W032	1	Yes
		871F88	Carrier Sub-Assembly Wide W036		Yes
		871F89	Carrier Sub-Assembly Wide W042		Yes
		871F90	Carrier Sub-Assembly Wide W048		Yes
		871F91	Carrier Sub-Assembly Narrow W032		Yes
		871F92	Carrier Sub-Assembly Narrow W036		Yes
		871F93	Carrier Sub-Assembly Narrow W042		Yes
		871F94	Carrier Sub-Assembly Narrow W048		Yes
3	See chart on previous page	862F63 x fin	PE Rail Insert Wide W032	1	Yes
		862F64 x fin	PE Rail Insert Wide W036		Yes
		862F65 x fin	PE Rail Insert Wide W042		Yes
		862F66 x fin	PE Rail Insert Wide W048		Yes
		862F59 x fin	PE Rail Insert Narrow W032		Yes
		862F60 x fin	PE Rail Insert Narrow W036		Yes
		862F61 x fin	PE Rail Insert Narrow W042		Yes
		862F62 x fin	PE Rail Insert Narrow W048		Yes
4		866F85 x fin	PE Push Body W032	1	Yes
		866F86 x fin	PE Push Body W036		Yes
		866F87 x fin	PE Push Body W042		Yes
		866F88 x fin	PE Push Body W048		Yes
5		865F51	SA Dogging Slope	1	Yes
6		867F97 x fin	PED Dogging Slope Scalp (Blank)	1	Yes
7		872F439	PED Wear Guide Snap-In	4	Yes
8		872F429	Wire Grommet	2	Yes
9		872F77	M91 M97 Harness W032	1	Yes
		872F78	M91 M97 Harness W042	1	Yes
10		872F85	E-LYNX Harness	1	Yes
11		872F84	Wire Shield	1	Yes
12		866F777	PFHS Plastitie #6-19 X 3/8	4	Yes
13		866F767	FHPMS #6-32 X 1/4	8	Yes
14		866F787	PPHS #4-20 X 1/4	2	Yes

Continued on next page.

The warranty on Corbin Russwin® products becomes void if the product is modified in any way, regardless of whether the modification causes or contributes to any alleged defect. If a Corbin Russwin product is modified it may no longer meet industry certification and quality control standards applicable to the original product and is no longer a genuine Corbin Russwin product.

Copyright © 2023, 2025, ASSA ABLOY Access and Egress Hardware Group. All rights reserved. Reproduction in whole or in part without the express written permission of ASSA ABLOY Access and Egress Hardware Group, Inc is prohibited. Patent pending and/or patent www.assaabloydss.com/patents.

A M97 M97




Assembly PED50 M97 W03 Shown Above

How To Order Rail Assemblies				
Series	Fire Rating Suf- fix (Blank = Std.)	Options	Rail Length	Finish
PED50	A	M91 M97	W036	630

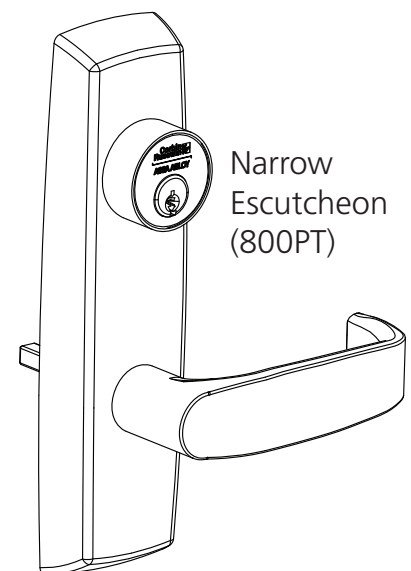
The warranty on Corbin Russwin® products becomes void if the product is modified in any way, regardless of whether the modification causes or contributes to any alleged defect. If a Corbin Russwin product is modified it may no longer meet industry certification and quality control standards applicable to the original product and is no longer a genuine Corbin Russwin product.

Copyright © 2023, 2025, ASSA ABLOY Access and Egress Hardware Group. All rights reserved. Reproduction in whole or in part without the express written permission of ASSA ABLOY Access and Egress Hardware Group, Inc is prohibited. Patent pending and/or patent www.assaabloydss.com/patents.

Function	Exit Devices							
	PED4600	PED4800 AD PED4800 MD	PED4200	PED5800 AD PED5800 MD PED5800 WD	PED5400 PED5400 FC PED5400 HC PED5400 M55	PED5200	PED5288 PED5200 HC	PED5600
47	8M47PT	—	847PT	—	—	947PT	9M47PT	9M47PT
57	8M57PT ¹	—	857PT ¹	—	—	957PT ¹	9M57PT ¹	9M57PT ¹
49	—	8CV49PT	—	9CV49PT	9M49MPT	949PT	949PT	—
59	—	8CV59PT ¹	—	9CV59PT ¹	9M59MPT ¹	959PT ¹	959PT ¹	—
40	8M40PT	840PT	840PT	940PT	9M40PT	940PT	9M40PT	9M40PT
50	8M50PT ¹	8CV50PT ¹	850PT ¹	9CV50PT ¹	9M50PT ¹	950PT ¹	9M50PT ¹	9M50PT ¹
45	8M45PT	8CV45PT	845PT	9CV45PT	9M45PT	945PT	945PT	9M45PT
55	8M55PT ¹	8CV55PT ¹	855PT ¹	9CV55PT ¹	9M55PT ¹	955PT ¹	955PT ¹	9M55PT ¹
10	8M10PT	8CV10PT	810PT	9CV10PT	9M10PT	910PT	910PT	9M10PT
42	—	—	—	—	—	942PT	—	9M42PT
910	8M910PT	8CV910PT	8910PT	9CV910PT	9M910PT	9910PT	9910PT	9M910PT
930	8M930PT	8CV930PT	8930PT	9CV930PT	9M930PT	9930PT	9930PT	9M930PT
903	8M903PT	—	—	—	—	9903PT	9903PT	9M903PT
905	8M905PT	—	—	—	—	9905PT	9905PT	9M905PT
133	8M133PT	—	—	—	9M133PT	9M133PT	—	9M133PT
134	8M134PT	—	8134PT	—	—	9134PT	—	9M134PT
603	8M603PT	—	—	—	—	9603PT	—	9M603PT
605	8M605PT	—	—	—	—	9605PT	—	9M605PT
610	8M610PT	8CV610PT	8610PT	9CV610PT	9M610PT	9610PT	—	9M610PT
630	8M630PT	8CV630PT	8630PT	9CV630PT	9M630PT	9630PT	—	9M630PT
733	8M733PT	—	—	—	9M733PT	9733PT	—	9M733PT
734	8M734PT	—	8734PT	—	—	9734PT	—	9M734PT

¹Freewheeling Levers

Wide Escutcheon (900PT)

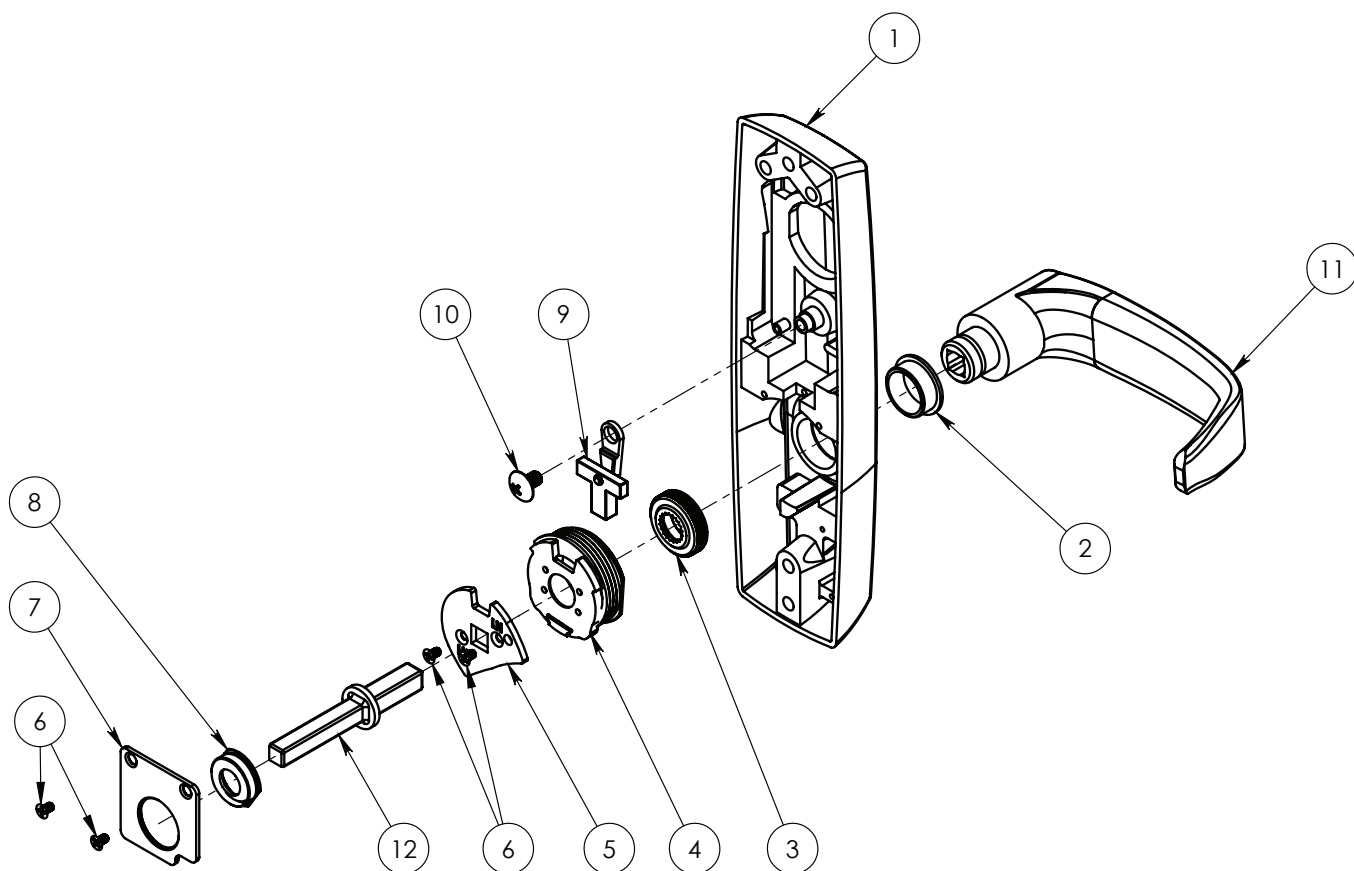
Narrow
Escutcheon
(800PT)

The warranty on Corbin Russwin® products becomes void if the product is modified in any way, regardless of whether the modification causes or contributes to any alleged defect. If a Corbin Russwin product is modified it may no longer meet industry certification and quality control standards applicable to the original product and is no longer a genuine Corbin Russwin product.

Copyright © 2023, 2025, ASSA ABLOY Access and Egress Hardware Group. All rights reserved. Reproduction in whole or in part without the express written permission of ASSA ABLOY Access and Egress Hardware Group, Inc is prohibited. Patent pending and/or patent www.assaabloydss.com/patents.

9M10PT & 8M10PT

Item	Part #	Description	Qty	Sellable
1	859F442 x fin	ET Case Narrow (01, 10, 50)	1	No
	859F502 x fin	ET Case Wide (01, 10, 50)	1	No
2	786F009	Bushing Insert	1	Yes
3	869F928	Cap Nut Premium	1	Yes
4	869F838	Premium Spring Cartridge Assy	1	Yes
5	869F898	Hub Plate Premium	1	Yes
6	869F857	4-40 X 3/16" FH SS Machine Screw VC-3	4	Yes
7	869F938	Spring Plate Premium	1	Yes
8	869F942	Bushing Premium	1	Yes
9	874F459	Locking Mechanism Pass, Entry, Dmy	1	Yes
10	786F168	10-32 X 5/16 MS Truss Head PH VC-3	1	Yes
11	—	Lever Handle ^{1,2}	1	Yes
12	786F078	Spindle (1 3/4" Door)	1	Yes
	786F088	Spindle (2" Door)	1	Yes
	786F098	Spindle (2 1/4" Door)	1	Yes
Not Shown	880F018	Thru Bolt #1/4-20 X 2 3/8" (1 3/4" Door)	2	Yes
	787F398	Thru Bolt #1/4-20 X 2 5/8" (2" Door)	2	Yes
	787F408	Thru Bolt #1/4-20 X 2 7/8" (2 1/4" Door)	2	Yes

¹Speciy finish²Specify lever design by hand

The warranty on Corbin Russwin® products becomes void if the product is modified in any way, regardless of whether the modification causes or contributes to any alleged defect. If a Corbin Russwin product is modified it may no longer meet industry certification and quality control standards applicable to the original product and is no longer a genuine Corbin Russwin product.

Copyright © 2023, 2025, ASSA ABLOY Access and Egress Hardware Group. All rights reserved. Reproduction in whole or in part without the express written permission of ASSA ABLOY Access and Egress Hardware Group, Inc is prohibited. Patent pending and/or patent www.assaabloyds.com/patents.

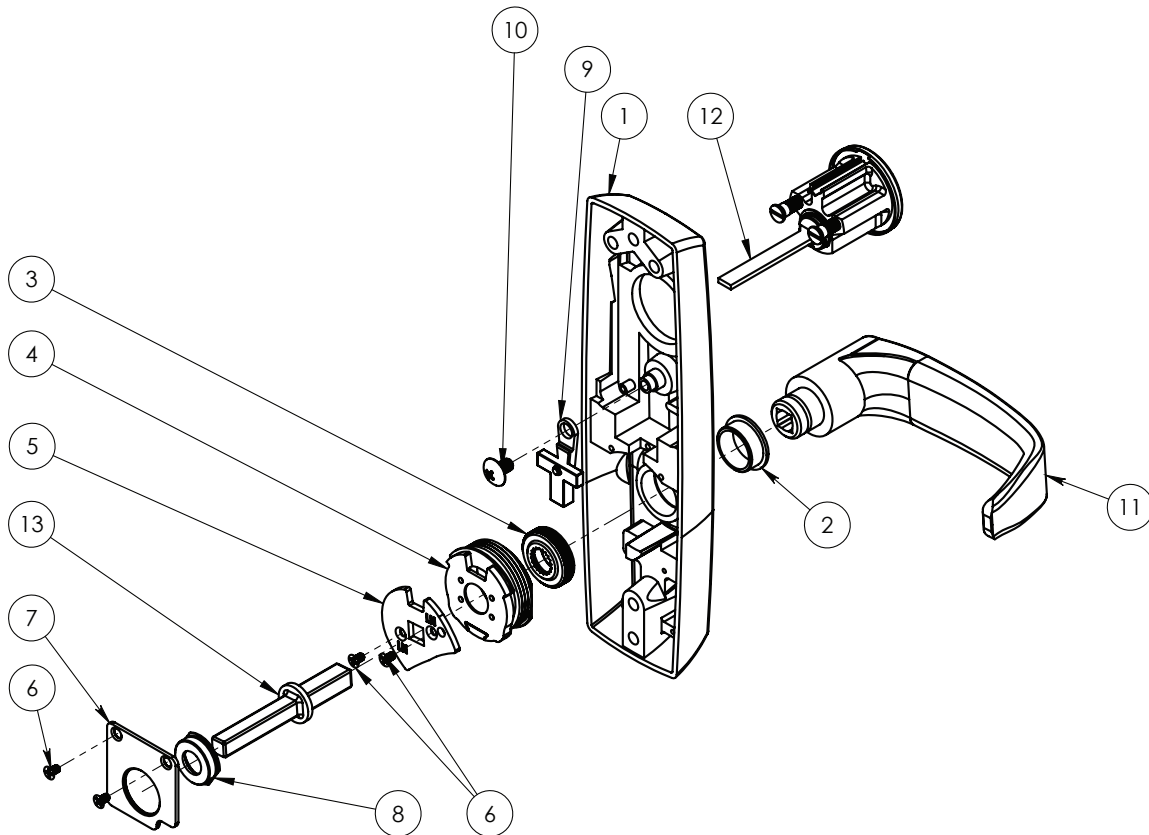
842PT, 942PT, 8M42PT, & 9M42PT

Item	Part #	Description	Qty	Sellable
1	859F602 x fin	ET Case Narrow (42, 47, 57)	1	No
	859F612 x fin	ET Case Wide (42, 47, 57)	1	No
2	786F009	Bushing Insert	1	Yes
3	869F928	Cap Nut Premium	1	Yes
4	869F838	Premium Spring Cartridge Assy	1	Yes
5	869F898	Hub Plate Premium	1	Yes
6	869F857	4-40 X 3/16" FH SS Machine Screw VC-3	4	Yes
7	869F938	Spring Plate Premium	1	Yes
8	869F942	Bushing Premium	1	Yes
9	874F459	Locking Mechanism Pass, Entry, Dmy	1	Yes
10	786F168	10-32 X 5/16 MS Truss Head PH VC-3	1	Yes
11	—	Lever Handle ^{1,3}	1	Yes
12	—	Cylinder Assembly ^{1,2}	1	Yes
Not Shown	253F758	Backplate (PED5242 Only)	1	Yes
	021F688	Connecting Screw (PED5242 Only)	2	Yes
13	786F078	Spindle (1 3/4" Door)	1	Yes
	786F088	Spindle (2" Door)	1	Yes
	786F098	Spindle (2 1/4" Door)	1	Yes
Not Shown	880F018	Thru Bolt #1/4-20 X 2 3/8" (1 3/4" Door)	2	Yes
	787F398	Thru Bolt #1/4-20 X 2 5/8" (2" Door)	2	Yes
	787F408	Thru Bolt #1/4-20 X 2 7/8" (2 1/4" Door)	2	Yes

¹Specify finish²Specify cylinder size

2a. Specify cylinder by keying requirements

2b. Rim cylinder for PED5242 specify door thickness for mortise cylinder PED5642

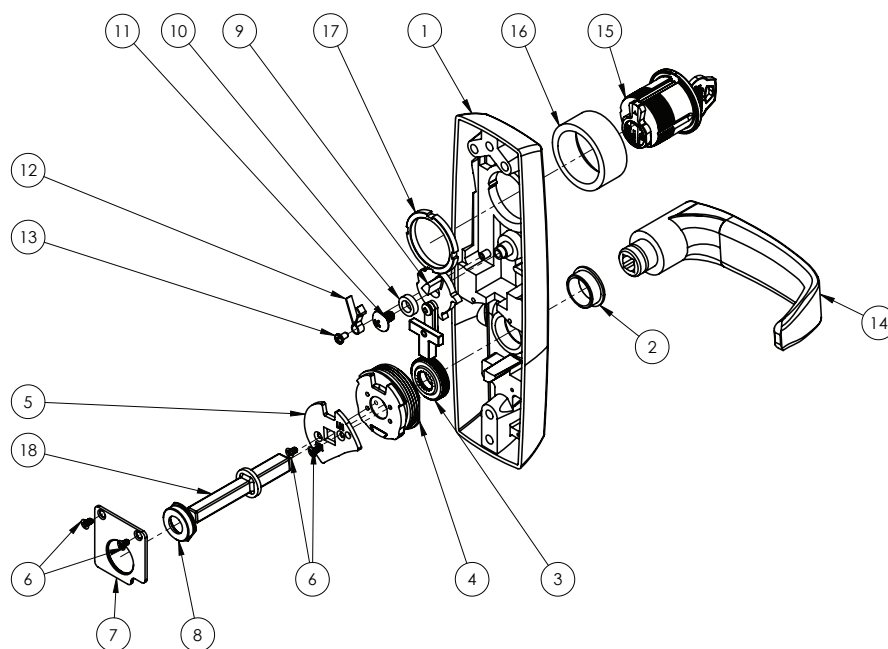
³Specify lever design by hand

The warranty on Corbin Russwin® products becomes void if the product is modified in any way, regardless of whether the modification causes or contributes to any alleged defect. If a Corbin Russwin product is modified it may no longer meet industry certification and quality control standards applicable to the original product and is no longer a genuine Corbin Russwin product.

Copyright © 2023, 2025, ASSA ABLOY Access and Egress Hardware Group. All rights reserved. Reproduction in whole or in part without the express written permission of ASSA ABLOY Access and Egress Hardware Group, Inc is prohibited. Patent pending and/or patent www.assaabloydss.com/patents.

9M45PT & 8M45PT

Item	Part #	Description	Qty	Sellable
1	859F432 x fin	ET Case Narrow (45, 49, 55, 59)	1	No
	859F492 x fin	ET Case Wide (45, 49, 55, 59)	1	No
2	786F009	Bushing Insert	1	Yes
3	869F928	Cap Nut Premium	1	Yes
4	869F838	Premium Spring Cartridge Assy	1	Yes
5	869F898	Hub Plate Premium	1	Yes
6	869F857	4-40 X 3/16" FH SS Machine Screw VC-3	4	Yes
7	869F938	Spring Plate Premium	1	Yes
8	869F942	Bushing Premium	1	Yes
9	874F449	Locking Mechanism Classroom	1	Yes
10	874F408	Spacer	1	Yes
11	786F168	10-32 X 5/16 Ms Truss Head PH VC-3	1	Yes
12	874F368	Cam Detent Spring	1	Yes
13	874F358	4-40 X 3/16" PH Machine Screw	1	Yes
14	—	Lever Handle ^{1,3}	1	Yes
15	—	Cylinder Assembly ^{1,2}	1	Yes
16	867F93M x fin	Collar ¹ 1-1/8"	1	Yes
	867F94M x fin	Collar ¹ 1-1/4"	1	Yes
	867F95M x fin	Collar ¹ 1-3/8"	1	Yes
17	697F862	Cylinder Nut	1	Yes
18	786F078	Spindle (1 3/4" Door)	1	Yes
	786F088	Spindle (2" Door)	1	Yes
	786F098	Spindle (2 1/4" Door)	1	Yes
Not Shown	880F018	Thru Bolt #1/4-20 X 2 3/8" (1 3/4" Door)	2	Yes
	787F398	Thru Bolt #1/4-20 X 2 5/8" (2" Door)	2	Yes
	787F408	Thru Bolt #1/4-20 X 2 7/8" (2 1/4" Door)	2	Yes

¹Specify finish²Specify cylinder by keying requirements³Specify lever design by hand

The warranty on Corbin Russwin® products becomes void if the product is modified in any way, regardless of whether the modification causes or contributes to any alleged defect. If a Corbin Russwin product is modified it may no longer meet industry certification and quality control standards applicable to the original product and is no longer a genuine Corbin Russwin product.

Copyright © 2023, 2025, ASSA ABLOY Access and Egress Hardware Group. All rights reserved. Reproduction in whole or in part without the express written permission of ASSA ABLOY Access and Egress Hardware Group, Inc is prohibited. Patent pending and/or patent www.assaabloydss.com/patents.

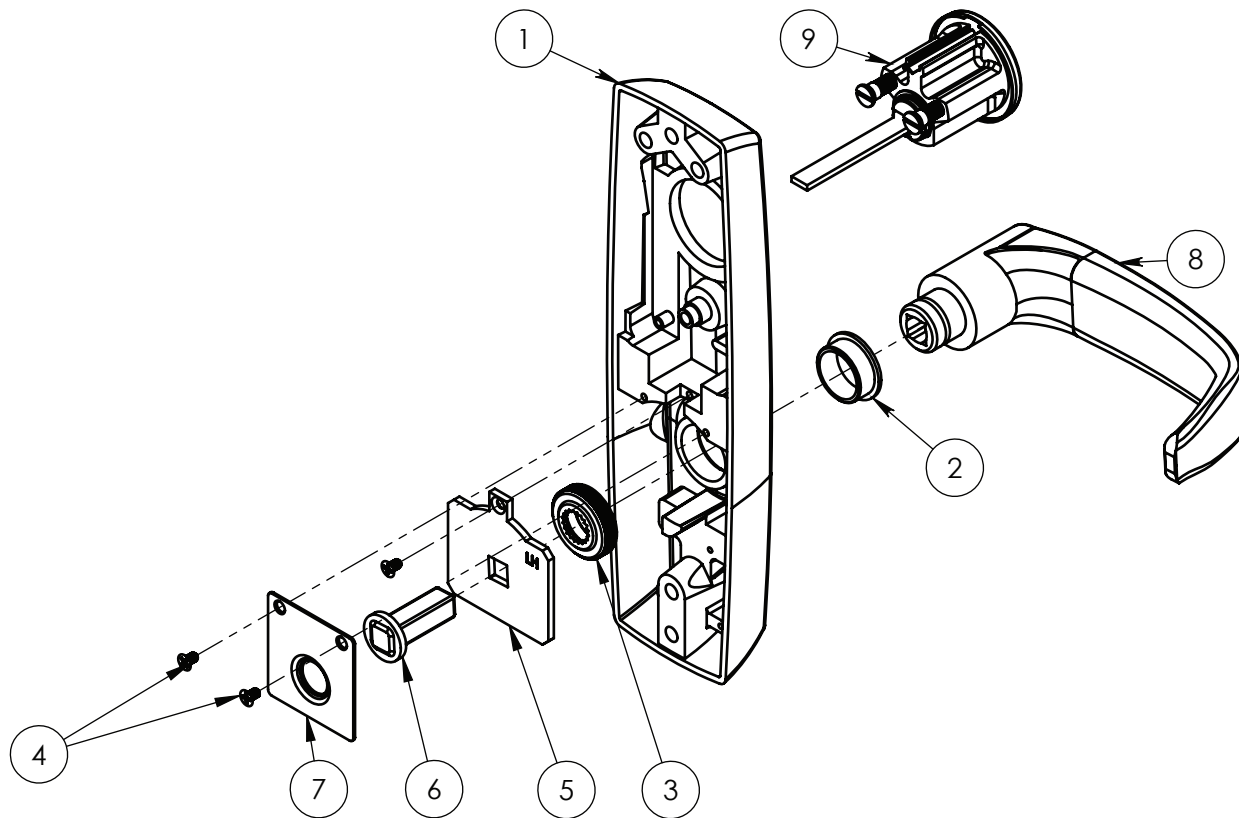
**947PT, 847PT, 9M47PT, 8M47PT,
940PT, 840PT, 9M40PT, & 8M40PT**

Item	Part #	Description	Qty	Sellable
1	859F602 x fin	ET Case Narrow (42, 47, 57)	1	No
	859F612 x fin	ET Case Wide (42, 47, 57)	1	No
	859F442 x fin	ET Case Narrow (01, 10, 50)	1	No
	859F502 x fin	ET Case Wide (01, 10, 50)	1	No
2	786F009	Bushing Insert	1	Yes
3	869F928	Cap Nut Premium	1	Yes
4	869F857	4-40 X 3/16" FH SS Machine Screw VC-3	3	Yes
5	869F888	Lower Hub Plate (DUMMY FUNCTION)	1	Yes
6	786F108	Spindle (Dummy)	1	Yes
7	729F108	Retainer Plate	1	Yes
8	—	Lever Handle ^{1,2}	1	Yes
Not Shown	880F018	Thru Bolt #1/4-20 X 2 3/8" (1 3/4" Door)	2	Yes
	787F398	Thru Bolt #1/4-20 X 2 5/8" (2" Door)	2	Yes
	787F408	Thru Bolt #1/4-20 X 2 7/8" (2 1/4" Door)	2	Yes
9	—	Rim Cylinder (47PT Only) ^{1,3}	1	Yes
Not Shown	253F758	Backplate (47PT Only)	1	Yes
	021F688	Connecting Screw (47PT Only)	2	Yes

¹Specify finish

²Specify lever design by hand

³Specify rim cylinder (mortise cylinder for PED4600 or PED5600) by keying requirements

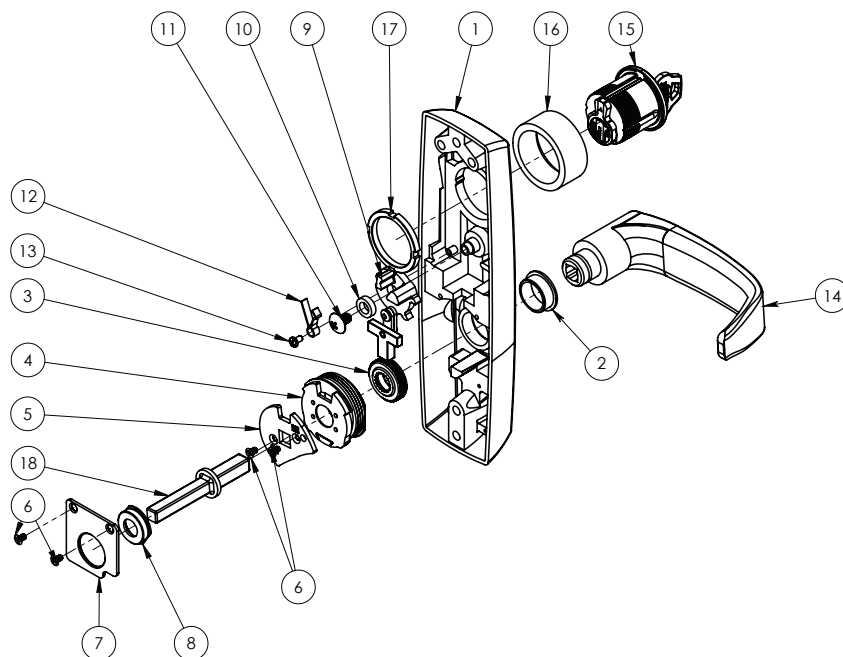


The warranty on Corbin Russwin® products becomes void if the product is modified in any way, regardless of whether the modification causes or contributes to any alleged defect. If a Corbin Russwin product is modified it may no longer meet industry certification and quality control standards applicable to the original product and is no longer a genuine Corbin Russwin product.

Copyright © 2023, 2025, ASSA ABLOY Access and Egress Hardware Group. All rights reserved. Reproduction in whole or in part without the express written permission of ASSA ABLOY Access and Egress Hardware Group, Inc is prohibited. Patent pending and/or patent www.assaabloydss.com/patents.

9M49PT & 8M49PT

Item	Part #	Description	Qty	Sellable
1	859F432 x fin	ET Case Narrow (45, 49, 55, 59)	1	No
	859F492 x fin	ET Case Wide (45, 49, 55, 59)	1	No
2	786F009	Bushing Insert	1	Yes
3	869F928	Cap Nut Premium	1	Yes
4	869F838	Premium Spring Cartridge Assy	1	Yes
5	869F898	Hub Plate Premium	1	Yes
6	869F857	4-40 X 3/16" FH SS Machine Screw VC-3	4	Yes
7	869F938	Spring Plate Premium	1	Yes
8	869F942	Bushing Premium	1	Yes
9	874F429	Locking Mechanism NightLatch	1	Yes
10	874F408	Spacer	1	Yes
11	786F168	10-32 X 5/16 MS Truss Head PH VC-3	1	Yes
12	874F368	Cam Detent Spring	1	Yes
13	874F358	4-40 X 3/16" PH Machine Screw	1	Yes
14	—	Lever Handle ^{1,3}	1	Yes
15	—	Cylinder Assembly ^{1,2}	1	Yes
16	867F93M x fin	Collar ¹ 1-1/8"	1	Yes
	867F94M x fin	Collar ¹ 1-1/4"	1	Yes
	867F95M x fin	Collar ¹ 1-3/8"	1	Yes
17	697F862	Cylinder Nut	1	Yes
18	786F078	Spindle (1 3/4" Door)	1	Yes
	786F088	Spindle (2" Door)	1	Yes
	786F098	Spindle (2 1/4" Door)	1	Yes
Not Shown	880F018	Thru Bolt #1/4-20 X 2 3/8" (1 3/4" Door)	2	Yes
	787F398	Thru Bolt #1/4-20 X 2 5/8" (2" Door)	2	Yes
	787F408	Thru Bolt #1/4-20 X 2 7/8" (2 1/4" Door)	2	Yes

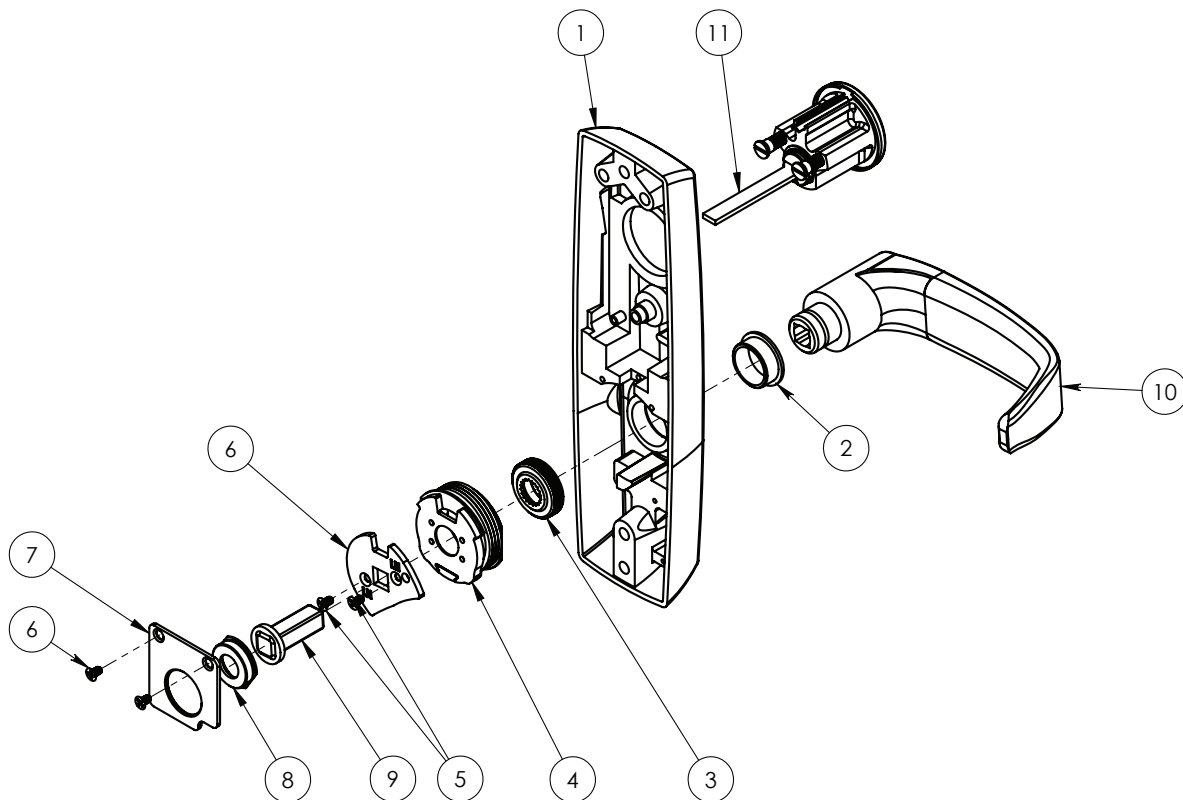
¹Specify finish²Specify cylinder by keying requirements³Specify lever design by hand

The warranty on Corbin Russwin® products becomes void if the product is modified in any way, regardless of whether the modification causes or contributes to any alleged defect. If a Corbin Russwin product is modified it may no longer meet industry certification and quality control standards applicable to the original product and is no longer a genuine Corbin Russwin product.

Copyright © 2023, 2025, ASSA ABLOY Access and Egress Hardware Group. All rights reserved. Reproduction in whole or in part without the express written permission of ASSA ABLOY Access and Egress Hardware Group, Inc is prohibited. Patent pending and/or patent www.assaabloydss.com/patents.

**9M50PT, 8M50PT, 957PT,
857PT, 9M57PT & 8M57PT**

Item	Part #	Description	Qty	Sellable
1	859F442 x fin	ET Case Narrow (01, 10, 50)	1	No
	859F502 x fin	ET Case Wide (01, 10, 50)	1	No
	859F602 x fin	ET Case Narrow (42, 47, 57)	1	No
	859F612 x fin	ET Case Wide (42, 47, 57)	1	No
2	786F009	Bushing Insert	1	Yes
3	869F928	Cap Nut Premium	1	Yes
4	869F838	Premium Spring Cartridge Assy	1	Yes
5	869F857	4-40 X 3/16" FH SS Machine Screw VC-3	4	Yes
6	869F898	Hub Plate Premium	1	Yes
7	869F938	Spring Plate Premium	1	Yes
8	869F942	Bushing Premium	1	Yes
9	786F108	Spindle	1	Yes
10	—	Lever Handle ^{1,3}	1	Yes
11	—	Rim Cylinder (57PT Only) ^{1,2}	1	Yes
Not Shown	253F758	Backplate (57PT Only)	1	Yes
	021F688	Connecting Screw (57PT Only)	2	Yes
Not Shown	880F018	Thru Bolt #1/4-20 X 2 3/8" (1 3/4" Door)	2	Yes
	787F398	Thru Bolt #1/4-20 X 2 5/8" (2" Door)	2	Yes
	787F408	Thru Bolt #1/4-20 X 2 7/8" (2 1/4" Door)	2	Yes

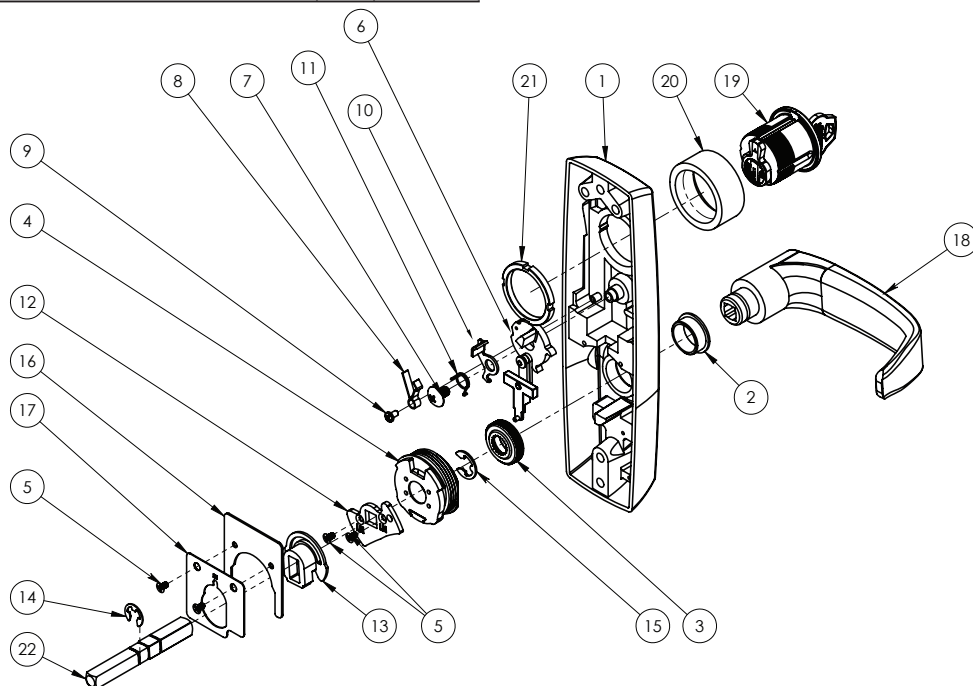
¹Specify finish²Specify rim cylinder (mortise cylinder for PED4600 or PED5600) by keying requirements³Specify lever design by hand

The warranty on Corbin Russwin® products becomes void if the product is modified in any way, regardless of whether the modification causes or contributes to any alleged defect. If a Corbin Russwin product is modified it may no longer meet industry certification and quality control standards applicable to the original product and is no longer a genuine Corbin Russwin product.

Copyright © 2023, 2025, ASSA ABLOY Access and Egress Hardware Group. All rights reserved. Reproduction in whole or in part without the express written permission of ASSA ABLOY Access and Egress Hardware Group, Inc is prohibited. Patent pending and/or patent www.assaabloydss.com/patents.

9M55PT & 8M55PT

Item	Part #	Description	Qty	Sellable
1	859F432 x fin	ET Case Narrow (45, 49, 55, 59)	1	No
	859F492 x fin	ET Case Wide (45, 49, 55, 59)	1	No
2	786F009	Bushing Insert	1	Yes
3	869F928	Cap Nut Premium	1	Yes
4	869F838	Premium Spring Cartridge Assy	1	Yes
5	869F857	4-40 X 3/16" FH SS Machine Screw VC-3	4	Yes
6	874F419	Locking Mechanism FW Classroom	1	Yes
7	786F168	10-32 X 5/16 MS Truss Head PH VC-3	1	Yes
8	874F368	Cam Detent Spring	1	Yes
9	874F358	4-40 X 3/16" PH Machine Screw	1	Yes
10	874F378	Guarding Bracket (F55)	1	Yes
11	874F398	Guarding Spring	1	Yes
12	869F918	FW Hub Plate Premium	1	Yes
13	869F968	Spindle Lock Premium FW	1	Yes
14	879F968	E Clip 0.312 Shaft	1	Yes
15	869F868	8 mm Side Mount Retaining Ring	1	Yes
16	869F958	FW Retainer Plate	1	Yes
17	869F978	FW Pear Cover Plate	1	Yes
18	—	Lever Handle ^{1,3}	1	Yes
19	—	Cylinder Assembly ^{1,2}	1	Yes
20	867F93M x fin	Collar ¹ 1-1/8"	1	Yes
	867F94M x fin	Collar ¹ 1-1/4"		Yes
	867F95M x fin	Collar ¹ 1-3/8"		Yes
21	697F862	Cylinder Nut	1	Yes
22	869F988	PE Spindle Assembly (1 3/4" Door)	1	Yes
	869F998	PE Spindle Assembly (2" Door)	1	Yes
	874F308	PE Spindle Assembly (2 1/4" Door)	1	Yes
Not Shown	880F018	Thru Bolt #1/4-20 X 2 3/8" (1 3/4" Door)	2	Yes
	787F398	Thru Bolt #1/4-20 X 2 5/8" (2" Door)	2	Yes
	787F408	Thru Bolt #1/4-20 X 2 7/8" (2 1/4" Door)	2	Yes

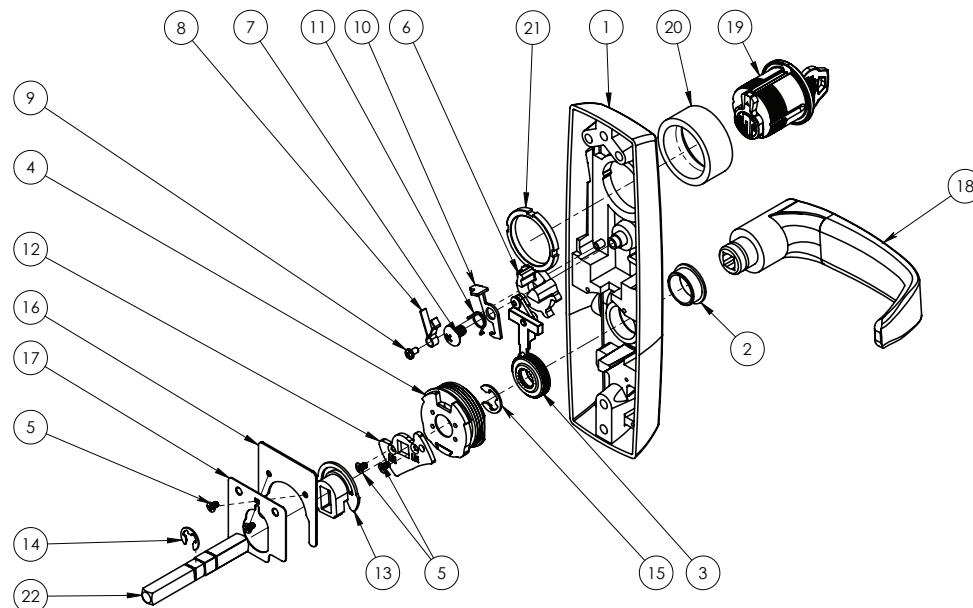
¹Specify finish²Specify cylinder by keying requirements³Specify lever design by hand

The warranty on Corbin Russwin® products becomes void if the product is modified in any way, regardless of whether the modification causes or contributes to any alleged defect. If a Corbin Russwin product is modified it may no longer meet industry certification and quality control standards applicable to the original product and is no longer a genuine Corbin Russwin product.

Copyright © 2023, 2025, ASSA ABLOY Access and Egress Hardware Group. All rights reserved. Reproduction in whole or in part without the express written permission of ASSA ABLOY Access and Egress Hardware Group, Inc is prohibited. Patent pending and/or patent www.assaabloydss.com/patents.

9M59PT & 8M59PT

Item	Part #	Description	Qty	Sellable
1	859F432 x fin	ET Case Narrow (45, 49, 55, 59)	1	No
	859F492 x fin	ET Case Wide (45, 49, 55, 59)	1	No
2	786F009	Bushing Insert	1	Yes
3	869F928	Cap Nut Premium	1	Yes
4	869F838	Premium Spring Cartridge Assy	1	Yes
5	869F857	4-40 X 3/16" FH SS Machine Screw VC-3	4	Yes
6	874F439	Locking Mechanism FW Nightlatch	1	Yes
7	786F168	10-32 X 5/16 MS Truss Head PH VC-3	1	Yes
8	874F368	Cam Detent Spring	1	Yes
9	874F358	4-40 X 3/16" PH Machine Screw	1	Yes
10	874F388	Guarding Bracket (F59)	1	Yes
11	874F398	Guarding Spring	1	Yes
12	869F918	FW Hub Plate Premium	1	Yes
13	869F968	Spindle Lock Premium FW	1	Yes
14	879F968	E Clip 0.312 Shaft	1	Yes
15	869F868	8 mm Side Mount Retaining Ring	1	Yes
16	869F958	FW Retainer Plate	1	Yes
17	869F978	FW Pear Cover Plate	1	Yes
18	—	Lever Handle ^{1,3}	1	Yes
19	—	Cylinder Assembly ^{1,2}	1	Yes
20	867F93M x fin	Collar ¹ 1-1/8"	1	Yes
	867F94M x fin	Collar ¹ 1-1/4"		Yes
	867F95M x fin	Collar ¹ 1-3/8"		Yes
21	697F862	Cylinder Nut	1	Yes
22	869F988	PE Spindle Assembly (1 3/4" Door)	1	Yes
	869F998	PE Spindle Assembly (2" Door)	1	Yes
	874F308	PE Spindle Assembly (2 1/4" Door)	1	Yes
Not Shown	880F018	Thru Bolt #1/4-20 X 2 3/8" (1 3/4" Door)	2	Yes
	787F398	Thru Bolt #1/4-20 X 2 5/8" (2" Door)	2	Yes
	787F408	Thru Bolt #1/4-20 X 2 7/8" (2 1/4" Door)	2	Yes

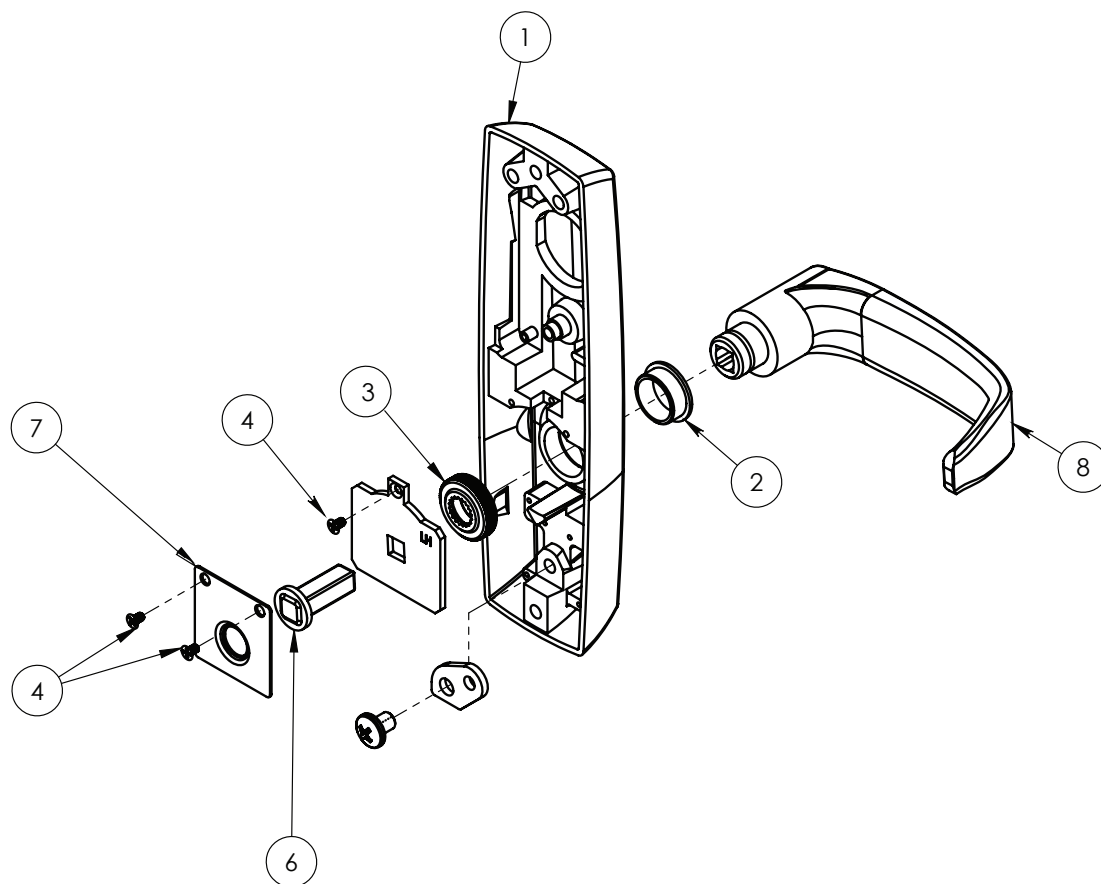
¹Specify finish²Specify cylinder by keying requirements³Specify lever design by hand

The warranty on Corbin Russwin® products becomes void if the product is modified in any way, regardless of whether the modification causes or contributes to any alleged defect. If a Corbin Russwin product is modified it may no longer meet industry certification and quality control standards applicable to the original product and is no longer a genuine Corbin Russwin product.

Copyright © 2023, 2025, ASSA ABLOY Access and Egress Hardware Group. All rights reserved. Reproduction in whole or in part without the express written permission of ASSA ABLOY Access and Egress Hardware Group, Inc is prohibited. Patent pending and/or patent www.assaabloydss.com/patents.

9CV40PT & 8CV40PT

Item	Part No.	Description	Qty	Sellable
1	869F552 x fin	ET Case Narrow (CV01, CV10, CV50)	1	No
	869F582 x fin	ET Case Wide (CV01, CV10, CV50)	1	No
2	786F009	Bushing Insert	1	Yes
3	869F928	Cap Nut Premium	1	Yes
4	869F857	4-40 X 3/16" FH SS Machine Screw VC-3	3	Yes
5	869F888	Lower Hub Plate Dummy	1	Yes
6	786F108	Spindle (Dummy)	2	Yes
7	729F108	Retainer Plate	1	Yes
8	—	Lever Handle ^{1,2}	1	Yes
Not Shown	880F018	Thru Bolt #1/4-20 X 2 3/8" (1 3/4" Door)	2	Yes
	787F398	Thru Bolt #1/4-20 X 2 5/8" (2" Door)	2	Yes
	787F408	Thru Bolt #1/4-20 X 2 7/8" (2 1/4" Door)	2	Yes

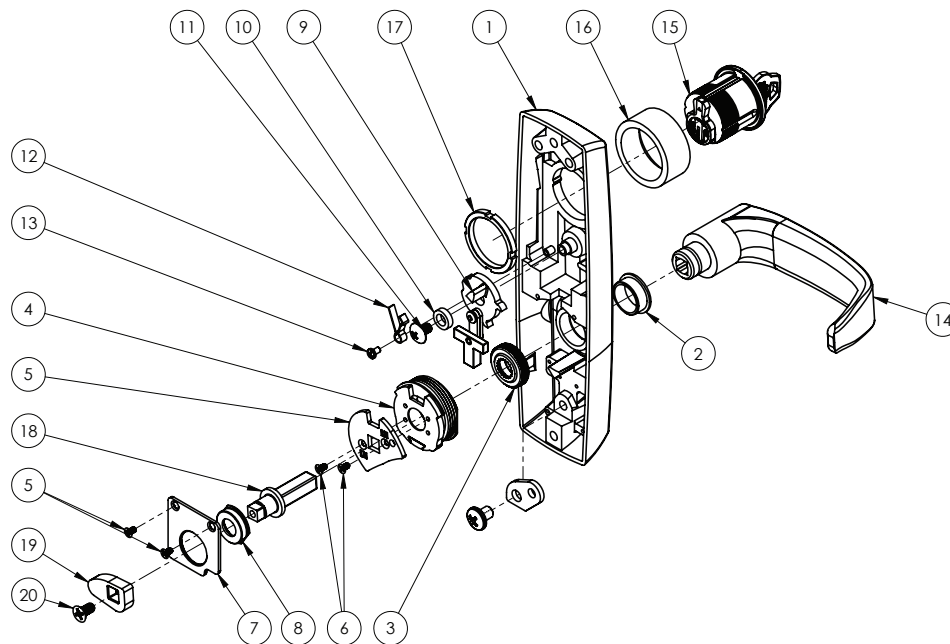
¹Speciy finish²Specify lever design by hand

The warranty on Corbin Russwin® products becomes void if the product is modified in any way, regardless of whether the modification causes or contributes to any alleged defect. If a Corbin Russwin product is modified it may no longer meet industry certification and quality control standards applicable to the original product and is no longer a genuine Corbin Russwin product.

Copyright © 2023, 2025, ASSA ABLOY Access and Egress Hardware Group. All rights reserved. Reproduction in whole or in part without the express written permission of ASSA ABLOY Access and Egress Hardware Group, Inc is prohibited. Patent pending and/or patent www.assaabloydss.com/patents.

9CV45PT & 8CV45PT

Item	Part #	Description	Qty	Sellable
1	869F532 x fin	ET Case Narrow (CV45, CV49, CV55, CV59)	1	No
	869F562 x fin	ET Case Wide (CV45, CV49, CV55, CV59)	1	No
2	786F009	Bushing Insert	1	Yes
3	869F928	Cap Nut Premium	1	Yes
4	869F838	Premium Spring Cartridge Assy	1	Yes
5	869F898	Hub Plate Premium	1	Yes
6	869F857	4-40 X 3/16" FH SS Machine Screw VC-3	4	Yes
7	869F938	Spring Plate Premium	1	Yes
8	869F942	Bushing Premium	1	Yes
9	874F449	Locking Mechanism Classroom	1	Yes
10	874F408	Spacer	1	Yes
11	786F168	10-32 X 5/16 Ms Truss Head PH VC-3	1	Yes
12	874F368	Cam Detent Spring	1	Yes
13	874F358	4-40 X 3/16" PH Machine Screw	1	Yes
14	—	Lever Handle ^{1,3}	1	Yes
15	—	Cylinder Assembly ^{1,2}	1	Yes
16	867F93M x fin	Collar ¹ 1-1/8"	1	Yes
	867F94M x fin	Collar ¹ 1-1/4"	1	Yes
	867F95M x fin	Collar ¹ 1-3/8"	1	Yes
17	697F862	Cylinder Nut	1	Yes
18	765F088	Spindle (1 3/4" Door)	1	Yes
	765F948	Spindle (2" Door)	1	Yes
	765F958	Spindle (2 1/4" Door)	1	Yes
19	765F117	Cam (CV)	1	Yes
20	764F858	CR-FHMS 10-24 X 3/8"	1	Yes
Not Shown	880F018	Thru Bolt #1/4-20 X 2 3/8" (1 3/4" Door)	2	Yes
	787F398	Thru Bolt #1/4-20 X 2 5/8" (2" Door)	2	Yes
	787F408	Thru Bolt #1/4-20 X 2 7/8" (2 1/4" Door)	2	Yes

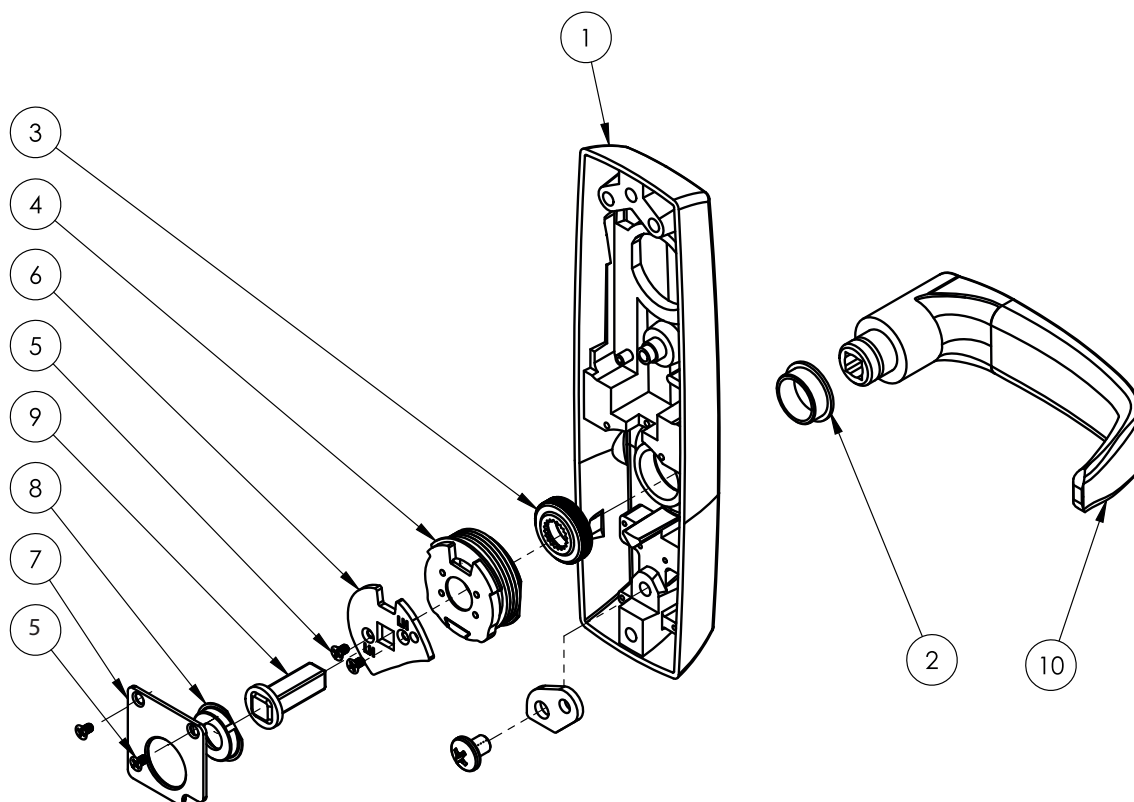
¹ Specify finish² Specify cylinder by keying requirements³ Specify lever design by hand

The warranty on Corbin Russwin® products becomes void if the product is modified in any way, regardless of whether the modification causes or contributes to any alleged defect. If a Corbin Russwin product is modified it may no longer meet industry certification and quality control standards applicable to the original product and is no longer a genuine Corbin Russwin product.

Copyright © 2023, 2025, ASSA ABLOY Access and Egress Hardware Group. All rights reserved. Reproduction in whole or in part without the express written permission of ASSA ABLOY Access and Egress Hardware Group, Inc is prohibited. Patent pending and/or patent www.assaabloydss.com/patents.

9CV50PT & 8CV50PT

Item	Part #	Description	Qty	Sellable
1	869F552 x fin	ET Case Narrow (CV01, CV10, CV50)	1	No
	869F582 x fin	ET Case Wide (CV01, CV10, CV50)	1	No
2	786F009	Bushing Insert	1	Yes
3	869F928	Cap Nut Premium	1	Yes
4	869F838	Premium Spring Cartridge Assy	1	Yes
5	869F857	4-40 X 3/16" FH SS Machine Screw VC-3	4	Yes
6	869F898	Hub Plate Premium	1	Yes
7	869F938	Spring Plate Premium	1	Yes
8	869F942	Bushing Premium	1	Yes
9	786F108	Spindle	1	Yes
10	—	Lever Handle ^{1,2}	1	Yes
Not Shown	880F018	Thru Bolt #1/4-20 X 2 3/8" (1 3/4" Door)	2	Yes
	787F398	Thru Bolt #1/4-20 X 2 5/8" (2" Door)	2	Yes
	787F408	Thru Bolt #1/4-20 X 2 7/8" (2 1/4" Door)	2	Yes

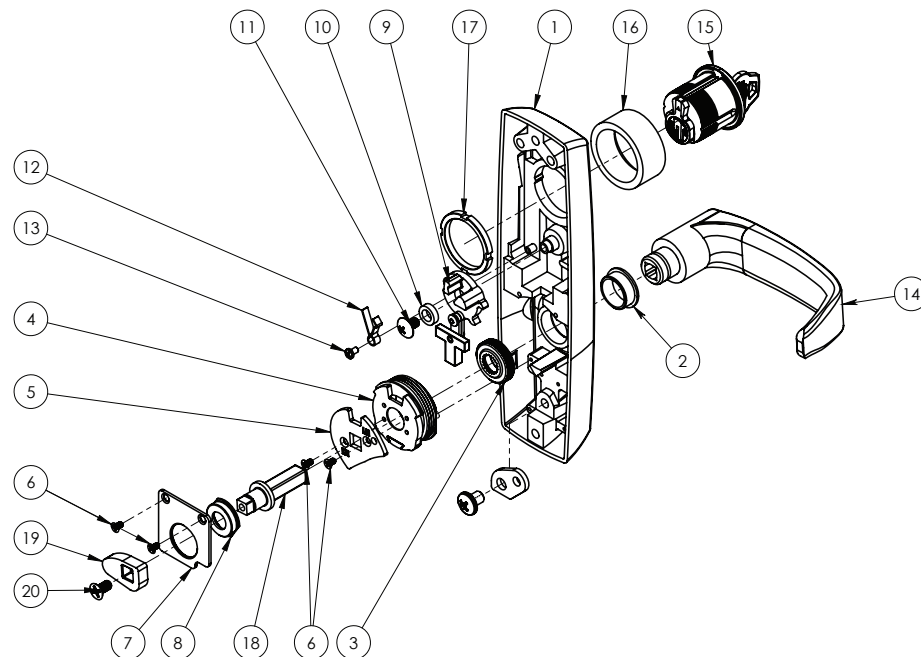
¹Specify finish²Specify lever design by hand

The warranty on Corbin Russwin® products becomes void if the product is modified in any way, regardless of whether the modification causes or contributes to any alleged defect. If a Corbin Russwin product is modified it may no longer meet industry certification and quality control standards applicable to the original product and is no longer a genuine Corbin Russwin product.

Copyright © 2023, 2025, ASSA ABLOY Access and Egress Hardware Group. All rights reserved. Reproduction in whole or in part without the express written permission of ASSA ABLOY Access and Egress Hardware Group, Inc is prohibited. Patent pending and/or patent www.assaabloydss.com/patents.

9CV49PT & 8CV49PT

Item	Part No.	Description	Qty	Sellable
1	869F532 x fin	ET Case Narrow (CV45, CV49, CV55, CV59)	1	No
	869F562 x fin	ET Case Wide (CV45, CV49, CV55, CV59)	1	No
2	786F009	Bushing Insert	1	Yes
3	869F928	Cap Nut Premium	1	Yes
4	869F838	Premium Spring Cartridge Assy	1	Yes
5	869F898	Hub Plate Premium	1	Yes
6	869F857	4-40 X 3/16" FH SS Machine Screw VC-3	4	Yes
7	869F938	Spring Plate Premium	1	Yes
8	869F942	Bushing Premium	1	Yes
9	874F429	Locking Mechanism NightLatch	1	Yes
10	874F408	Spacer	1	Yes
11	786F168	10-32 X 5/16 MS Truss Head PH VC-3	1	Yes
12	874F368	Cam Detent Spring	1	Yes
13	874F358	4-40 X 3/16" PH Machine Screw	1	Yes
14	—	Lever Handle ^{1,3}	1	Yes
15	—	Cylinder Assembly ^{1,2}	1	Yes
16	867F93M x fin	Collar ¹ 1-1/8"	1	Yes
	867F94M x fin	Collar ¹ 1-1/4"		Yes
	867F95M x fin	Collar ¹ 1-3/8"		Yes
17	697F862	Cylinder Nut	1	Yes
18	765F088	Spindle (1 3/4" Door)	1	Yes
	765F948	Spindle (2" Door)	1	Yes
	765F958	Spindle (2 1/4" Door)	1	Yes
19	765F117	Cam (CV)	1	Yes
20	764F858	CR-FHMS 10-24 X 3/8"	1	Yes
Not Shown	880F018	Thru Bolt #1/4-20 X 2 3/8" (1 3/4" Door)	2	Yes
	787F398	Thru Bolt #1/4-20 X 2 5/8" (2" Door)	2	Yes
	787F408	Thru Bolt #1/4-20 X 2 7/8" (2 1/4" Door)	2	Yes

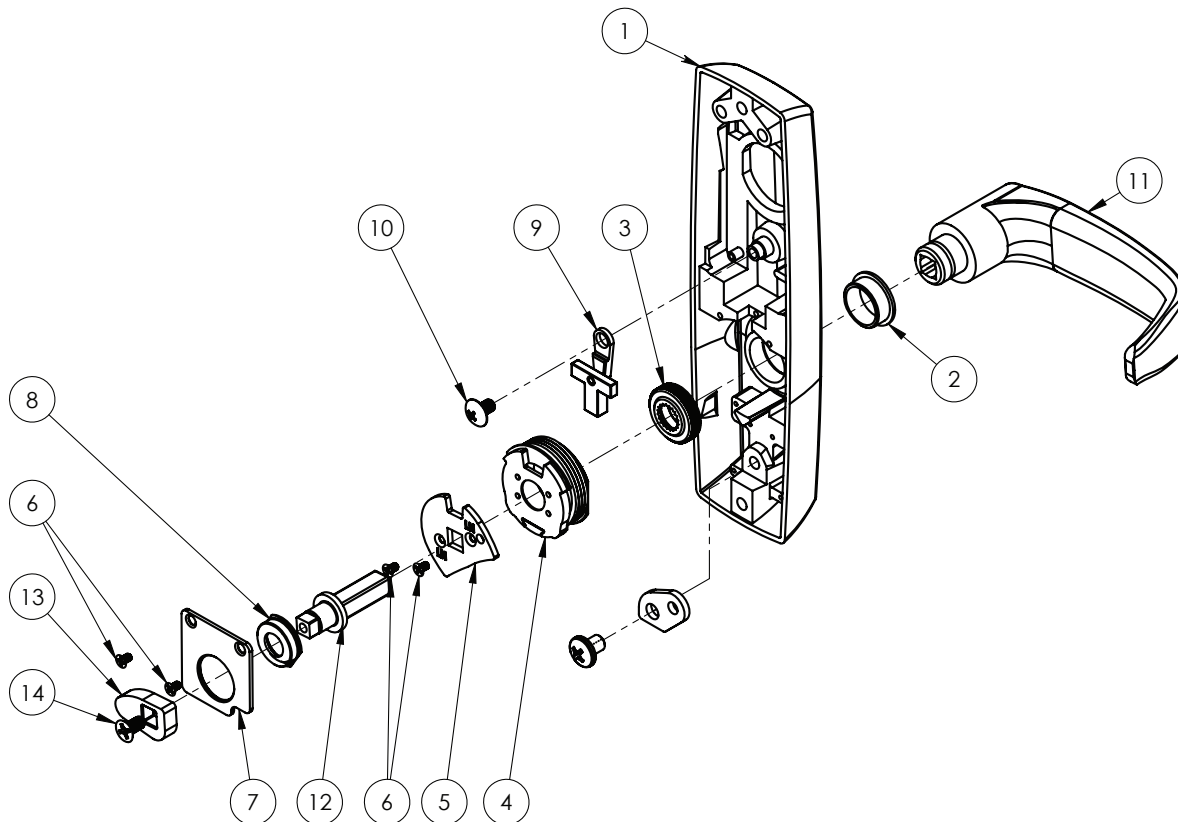
¹ Specify finish² Specify cylinder by keying requirements³ Specify lever design by hand

The warranty on Corbin Russwin® products becomes void if the product is modified in any way, regardless of whether the modification causes or contributes to any alleged defect. If a Corbin Russwin product is modified it may no longer meet industry certification and quality control standards applicable to the original product and is no longer a genuine Corbin Russwin product.

Copyright © 2023, 2025, ASSA ABLOY Access and Egress Hardware Group. All rights reserved. Reproduction in whole or in part without the express written permission of ASSA ABLOY Access and Egress Hardware Group, Inc is prohibited. Patent pending and/or patent www.assaabloydss.com/patents.

9CV10PT & 8CV10PT

Item	Part #	Description	Qty	Sellable
1	869F552 x fin	ET Case Narrow (CV01, CV10, CV50)	1	No
	869F582 x fin	ET Case Wide (CV01, CV10, CV50)	1	No
2	786F009	Bushing Insert	1	Yes
3	869F928	Cap Nut Premium	1	Yes
4	869F838	Premium Spring Cartridge Assy	1	Yes
5	869F898	Hub Plate Premium	1	Yes
6	869F857	4-40 X 3/16" FH SS Machine Screw VC-3	4	Yes
7	869F938	Spring Plate Premium	1	Yes
8	869F942	Bushing Premium	1	Yes
9	874F459	Locking Mechanism Pass, Entry, Dmy	1	Yes
10	786F168	10-32 X 5/16 MS Truss Head PH VC-3	1	Yes
11	—	Lever Handle ^{1,2}	1	Yes
12	765F088	Spindle (1 3/4" Door)	1	Yes
	765F948	Spindle (2" Door)	1	Yes
	765F958	Spindle (2 1/4" Door)	1	Yes
13	765F117	Cam (CV)	1	Yes
14	764F858	CR-FHMS 10-24 X 3/8"	1	Yes
Not Shown	880F018	Thru Bolt #1/4-20 X 2 3/8" (1 3/4" Door)	2	Yes
	787F398	Thru Bolt #1/4-20 X 2 5/8" (2" Door)	2	Yes
	787F408	Thru Bolt #1/4-20 X 2 7/8" (2 1/4" Door)	2	Yes

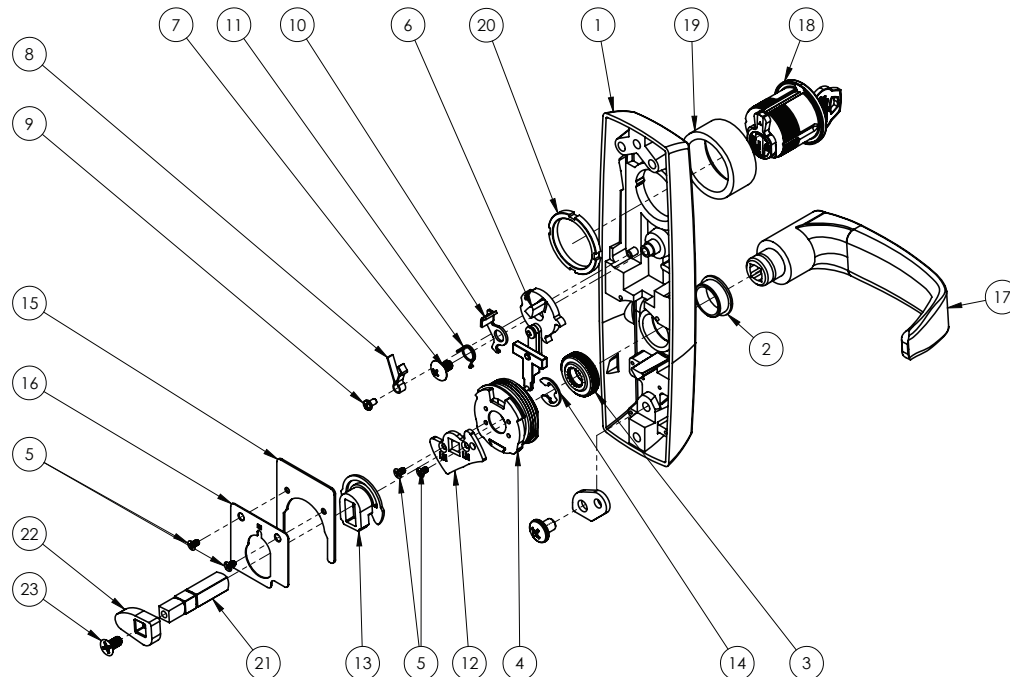
¹Specify finish²Specify lever design by hand

The warranty on Corbin Russwin® products becomes void if the product is modified in any way, regardless of whether the modification causes or contributes to any alleged defect. If a Corbin Russwin product is modified it may no longer meet industry certification and quality control standards applicable to the original product and is no longer a genuine Corbin Russwin product.

Copyright © 2023, 2025, ASSA ABLOY Access and Egress Hardware Group. All rights reserved. Reproduction in whole or in part without the express written permission of ASSA ABLOY Access and Egress Hardware Group, Inc is prohibited. Patent pending and/or patent www.assaabloydss.com/patents.

9CV55PT & 8CV55PT

Item	Part #	Description	Qty	Sellable
1	869F532 x fin	ET Case Narrow (CV45, CV49, CV55, CV59)	1	No
	869F562 x fin	ET Case Wide (CV45, CV49, CV55, CV59)	1	No
2	786F009	Bushing Insert	1	Yes
3	869F928	Cap Nut Premium	1	Yes
4	869F838	Premium Spring Cartridge Assy	1	Yes
5	869F857	4-40 X 3/16" FH SS Machine Screw VC-3	4	Yes
6	874F419	Locking Mechanism FW Classroom	1	Yes
7	786F168	10-32 X 5/16 Ms Truss Head PH VC-3	1	Yes
8	874F368	Cam Detent Spring	1	Yes
9	874F358	4-40 X 3/16" PH Machine Screw	1	Yes
10	874F378	Guarding Bracket (F55)	1	Yes
11	874F398	Guarding Spring	1	Yes
12	869F918	FW Hub Plate Premium	1	Yes
13	869F968	Spindle Lock Premium FW	1	Yes
14	869F868	8 mm Side Mount Retaining Ring	1	Yes
15	869F958	FW Retainer Plate	1	Yes
16	869F978	FW Pear Cover Plate	1	Yes
17	—	Lever Handle ^{1,3}	1	Yes
18	—	Cylinder Assembly ^{1,2}	1	Yes
19	867F93M x fin	Collar ¹ 1-1/8"	1	Yes
	867F94M x fin	Collar ¹ 1-1/4"		Yes
	867F95M x fin	Collar ¹ 1-3/8"		Yes
20	697F862	Cylinder Nut	1	Yes
21	874F318	PE Spindle Assembly (1 3/4" Door)	1	Yes
	874F328	PE Spindle Assembly (2" Door)	1	Yes
	874F338	PE Spindle Assembly (2 1/4" Door)	1	Yes
22	765F117	Cam (CV)	1	Yes
23	764F858	CR-FHMS 10-24 X 3/8"	1	Yes
Not Shown	880F018	Thru Bolt #1/4-20 X 2 3/8" (1 3/4" Door)	2	Yes
	787F398	Thru Bolt #1/4-20 X 2 5/8" (2" Door)	2	Yes
	787F408	Thru Bolt #1/4-20 X 2 7/8" (2 1/4" Door)	2	Yes

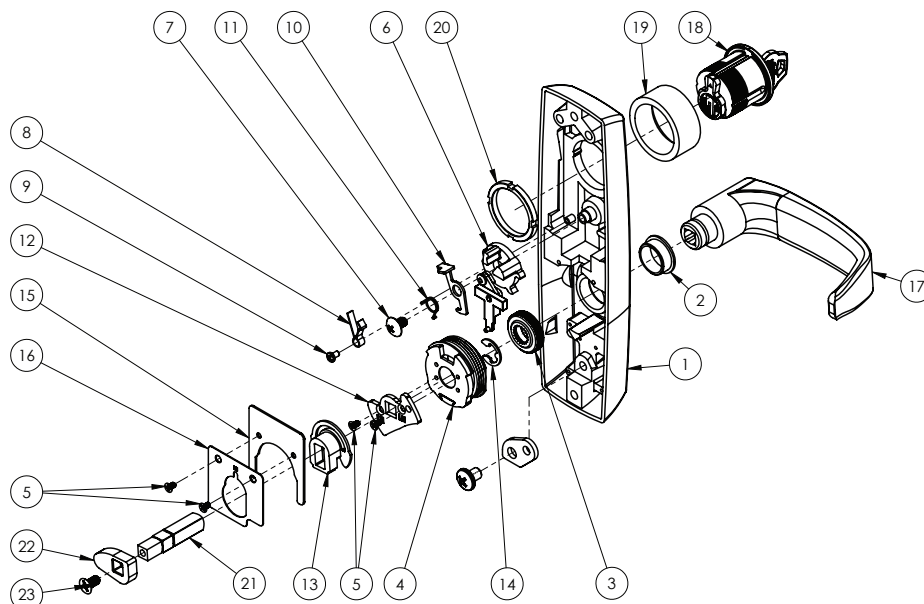
¹Specify finish²Specify 1-1/8" mortise cylinder by keying requirements³Specify lever design by hand

The warranty on Corbin Russwin® products becomes void if the product is modified in any way, regardless of whether the modification causes or contributes to any alleged defect. If a Corbin Russwin product is modified it may no longer meet industry certification and quality control standards applicable to the original product and is no longer a genuine Corbin Russwin product.

Copyright © 2023, 2025, ASSA ABLOY Access and Egress Hardware Group. All rights reserved. Reproduction in whole or in part without the express written permission of ASSA ABLOY Access and Egress Hardware Group, Inc is prohibited. Patent pending and/or patent www.assaabloydss.com/patents.

9CV59PT & 8CV59PT

Item	Part #	Description	Qty	Sellable
1	869F532 x fin	ET Case Narrow (CV45, CV49, CV55, CV59)	1	No
	869F562 x fin	ET Case Wide (CV45, CV49, CV55, CV59)	1	No
2	786F009	Bushing Insert	1	Yes
3	869F928	Cap Nut Premium	1	Yes
4	869F838	Premium Spring Cartridge Assy	1	Yes
5	869F857	4-40 X 3/16" FH SS Machine Screw VC-3	4	Yes
6	874F439	Locking Mechanism FW Nightlatch	1	Yes
7	786F168	10-32 X 5/16 Ms Truss Head Ph Vc-3	1	Yes
8	874F368	Cam Detent Spring	1	Yes
9	874F358	4-40 X 3/16" PH Machine Screw	1	Yes
10	874F388	Guarding Bracket (F59)	1	Yes
11	874F398	Guarding Spring	1	Yes
12	869F918	FW Hub Plate Premium	1	Yes
13	869F968	Spindle Lock Premium FW	1	Yes
14	869F868	8 mm Side Mount Retaining Ring	1	Yes
15	869F958	FW Retainer Plate	1	Yes
16	869F978	FW Pear Cover Plate	1	Yes
17	—	Lever Handle ^{1,3}	1	Yes
18	—	Cylinder Assembly ^{1,2}	1	Yes
19	867F93M x fin	Collar ¹ 1-1/8"	1	Yes
	867F94M x fin	Collar ¹ 1-1/4"		Yes
	867F95M x fin	Collar ¹ 1-3/8"		Yes
20	697F862	Cylinder Nut	1	Yes
21	874F318	PE Spindle Assembly (1 3/4" Door)	1	Yes
	874F328	PE Spindle Assembly (2" Door)	1	Yes
	874F338	PE Spindle Assembly (2 1/4" Door)	1	Yes
22	765F117	Cam (CV)	1	Yes
23	764F858	CR-FHMS 10-24 X 3/8"	1	Yes
Not Shown	880F018	Thru Bolt #1/4-20 X 2 3/8" (1 3/4" Door)	2	Yes
	787F398	Thru Bolt #1/4-20 X 2 5/8" (2" Door)	2	Yes
	787F408	Thru Bolt #1/4-20 X 2 7/8" (2 1/4" Door)	2	Yes

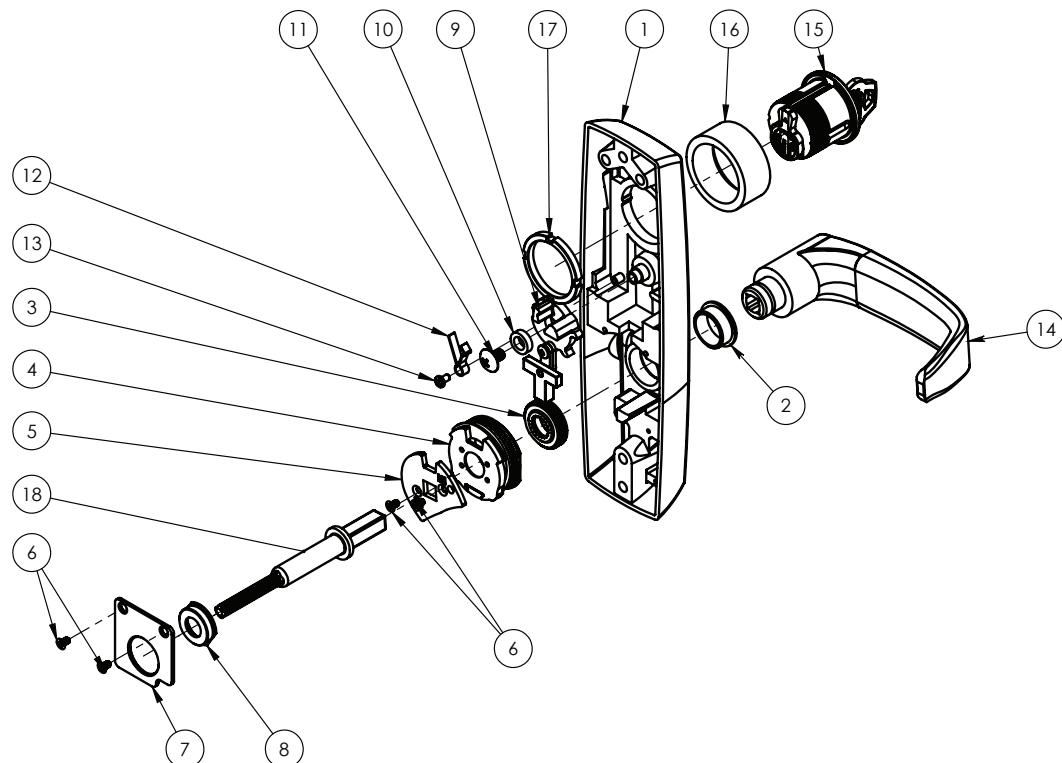
¹Specify finish²Specify 1-1/8" mortise cylinder cylinder by keying requirements³Specify lever design by hand

The warranty on Corbin Russwin® products becomes void if the product is modified in any way, regardless of whether the modification causes or contributes to any alleged defect. If a Corbin Russwin product is modified it may no longer meet industry certification and quality control standards applicable to the original product and is no longer a genuine Corbin Russwin product.

Copyright © 2023, 2025, ASSA ABLOY Access and Egress Hardware Group. All rights reserved. Reproduction in whole or in part without the express written permission of ASSA ABLOY Access and Egress Hardware Group, Inc is prohibited. Patent pending and/or patent www.assaabloydss.com/patents.

949PT & 849PT

Item	Part #	Description	Qty	Sellable
1	859F432 x fin	ET Case Narrow (45, 49, 55, 59)	1	No
	859F492 x fin	ET Case Wide (45, 49, 55, 59)	1	No
2	786F009	Bushing Insert	1	Yes
3	869F928	Cap Nut Premium	1	Yes
4	869F838	Premium Spring Cartridge Assy	1	Yes
5	869F898	Hub Plate Premium	1	Yes
6	869F857	4-40 X 3/16" FH SS Machine Screw VC-3	4	Yes
7	869F938	Spring Plate Premium	1	Yes
8	869F942	Bushing Premium	1	Yes
9	874F429	Locking Mechanism NightLatch	1	Yes
10	874F408	Spacer	1	Yes
11	786F168	10-32 X 5/16 MS Truss Head PH VC-3	1	Yes
12	874F368	Cam Detent Spring	1	Yes
13	874F358	4-40 X 3/16" PH Machine Screw	1	Yes
14	—	Lever Handle ^{1,3}	1	Yes
15	—	Cylinder Assembly ^{1,2}	1	Yes
16	867F93M x fin	Collar ¹ 1-1/8"	1	Yes
	867F94M x fin	Colla ¹ 1-1/4"		Yes
	867F95M x fin	Collar ¹ 1-3/8"		Yes
17	697F862	Cylinder Nut	1	Yes
18	880F058	Spindle (Cross)	1	Yes
Not Shown	880F018	Thru Bolt #1/4-20 X 2 3/8" (1 3/4" Door)	2	Yes
	787F398	Thru Bolt #1/4-20 X 2 5/8" (2" Door)	2	Yes
	787F408	Thru Bolt #1/4-20 X 2 7/8" (2 1/4" Door)	2	Yes

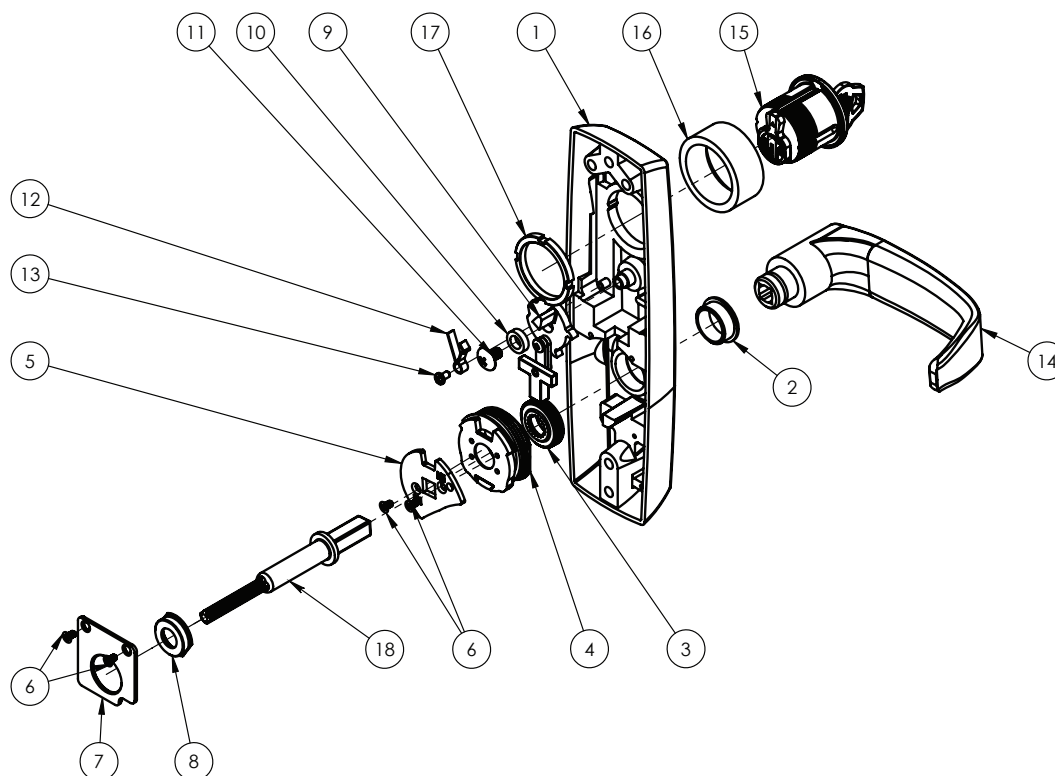
¹Specify finish²Specify cylinder by keying requirements³Specify lever design by hand

The warranty on Corbin Russwin® products becomes void if the product is modified in any way, regardless of whether the modification causes or contributes to any alleged defect. If a Corbin Russwin product is modified it may no longer meet industry certification and quality control standards applicable to the original product and is no longer a genuine Corbin Russwin product.

Copyright © 2023, 2025, ASSA ABLOY Access and Egress Hardware Group. All rights reserved. Reproduction in whole or in part without the express written permission of ASSA ABLOY Access and Egress Hardware Group, Inc is prohibited. Patent pending and/or patent www.assaabloydss.com/patents.

945PT & 845PT

Item	Part #	Description	Qty	Sellable
1	859F432 x fin	ET Case Narrow (45, 49, 55, 59)	1	No
	859F492 x fin	ET Case Wide (45, 49, 55, 59)	1	No
2	786F009	Bushing Insert	1	Yes
3	869F928	Cap Nut Premium	1	Yes
4	869F838	Premium Spring Cartridge Assy	1	Yes
5	869F898	Hub Plate Premium	1	Yes
6	869F857	4-40 X 3/16" FH SS Machine Screw VC-3	4	Yes
7	869F938	Spring Plate Premium	1	Yes
8	869F942	Bushing Premium	1	Yes
9	874F449	Locking Mechanism Classroom	1	Yes
10	874F408	Spacer	1	Yes
11	786F168	10-32 X 5/16 Ms Truss Head PH VC-3	1	Yes
12	874F368	Cam Detent Spring	1	Yes
13	874F358	4-40 X 3/16" PH Machine Screw	1	Yes
14	—	Lever Handle ^{1,3}	1	Yes
15	—	Cylinder Assembly ^{1,2}	1	Yes
16	867F93M x fin	Collar ¹ 1-1/8"	1	Yes
	867F94M x fin	Collar ¹ 1-1/4"		Yes
	867F95M- x fin	Collar ¹ 1-3/8"		Yes
17	697F862	Cylinder Nut	1	Yes
18	880F058	Spindle (Cross)	1	Yes
Not Shown	880F018	Thru Bolt #1/4-20 X 2 3/8" (1 3/4" Door)	2	Yes
	787F398	Thru Bolt #1/4-20 X 2 5/8" (2" Door)	2	Yes
	787F408	Thru Bolt #1/4-20 X 2 7/8" (2 1/4" Door)	2	Yes

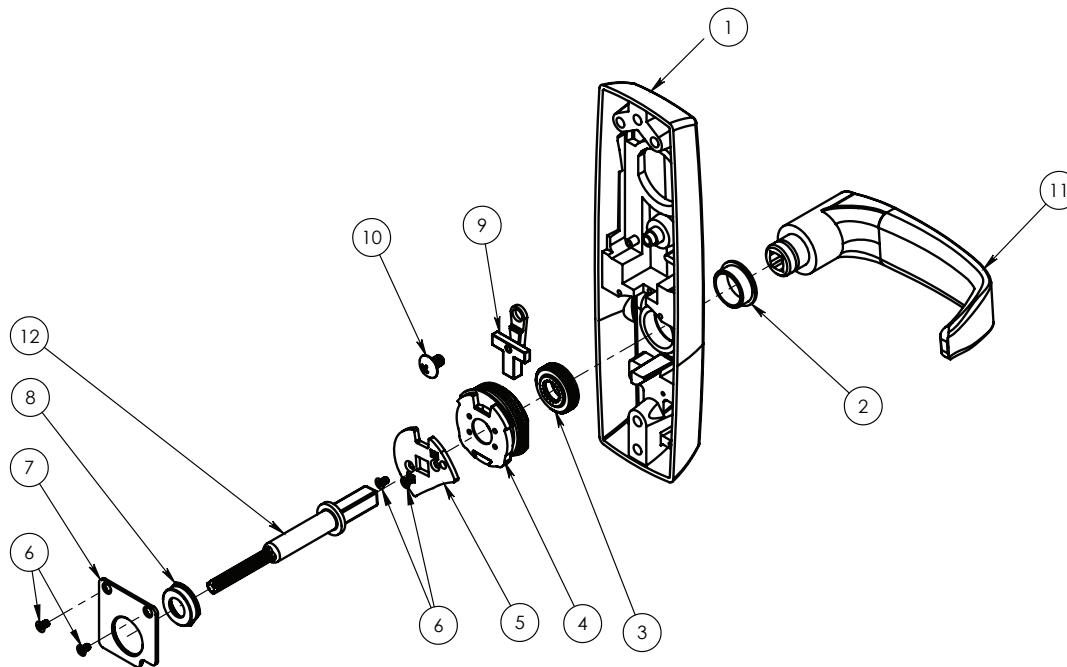
¹Specify finish²Specify cylinder by keying requirements³Specify lever design by hand

The warranty on Corbin Russwin® products becomes void if the product is modified in any way, regardless of whether the modification causes or contributes to any alleged defect. If a Corbin Russwin product is modified it may no longer meet industry certification and quality control standards applicable to the original product and is no longer a genuine Corbin Russwin product.

Copyright © 2023, 2025, ASSA ABLOY Access and Egress Hardware Group. All rights reserved. Reproduction in whole or in part without the express written permission of ASSA ABLOY Access and Egress Hardware Group, Inc is prohibited. Patent pending and/or patent www.assaabloydss.com/patents.

910PT & 810PT

Item	Part #	Description	Qty	Sellable
1	859F442 x fin	ET Case Narrow (01, 10, 50)	1	No
	859F502 x fin	ET Case Wide (01, 10, 50)	1	No
2	786F009	Bushing Insert	1	Yes
3	869F928	Cap Nut Premium	1	Yes
4	869F838	Premium Spring Cartridge Assy	1	Yes
5	869F898	Hub Plate Premium	1	Yes
6	869F857	4-40 X 3/16" FH SS Machine Screw VC-3	4	Yes
7	869F938	Spring Plate Premium	1	Yes
8	869F942	Bushing Premium	1	Yes
9	874F459	Locking Mechanism Pass, Entry, Dmy	1	Yes
10	786F168	10-32 X 5/16 MS Truss Head PH VC-3	1	Yes
11	—	Lever Handle ^{1,2}	1	Yes
12	880F058	Spindle (Cross)	1	Yes
Not shown	880F018	Thru Bolt #1/4-20 X 2 3/8" (1 3/4" Door)	2	Yes
	787F398	Thru Bolt #1/4-20 X 2 5/8" (2" Door)	2	Yes
	787F408	Thru Bolt #1/4-20 X 2 7/8" (2 1/4" Door)	2	Yes

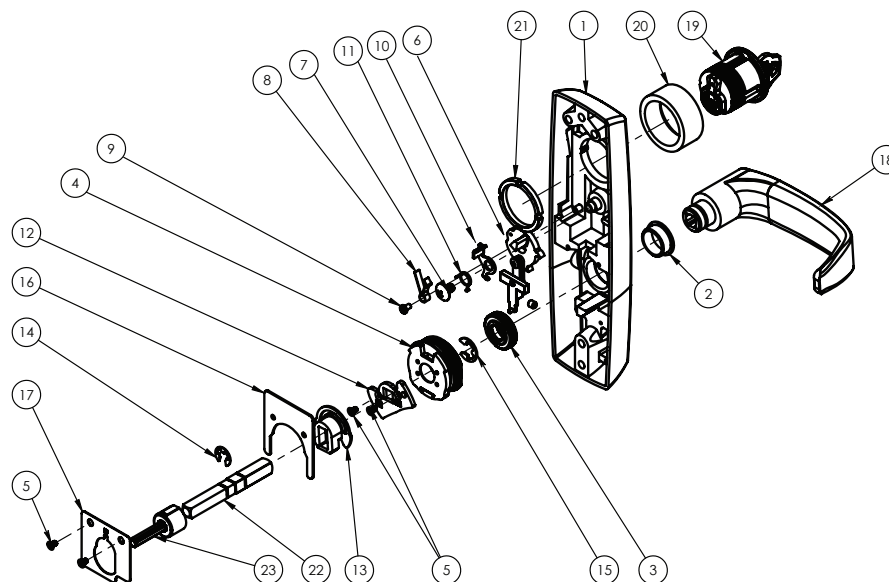
¹Specify finish²Specify lever design by hand

The warranty on Corbin Russwin® products becomes void if the product is modified in any way, regardless of whether the modification causes or contributes to any alleged defect. If a Corbin Russwin product is modified it may no longer meet industry certification and quality control standards applicable to the original product and is no longer a genuine Corbin Russwin product.

Copyright © 2023, 2025, ASSA ABLOY Access and Egress Hardware Group. All rights reserved. Reproduction in whole or in part without the express written permission of ASSA ABLOY Access and Egress Hardware Group, Inc is prohibited. Patent pending and/or patent www.assaabloydss.com/patents.

955PT & 855PT

Item	Part #	Description	Qty	Sellable
1	859F432 x fin	ET Case Narrow (45, 49, 55, 59)	1	No
	859F492 x fin	ET Case Wide (45, 49, 55, 59)	1	No
2	786F009	Bushing Insert	1	Yes
3	869F928	Cap Nut Premium	1	Yes
4	869F838	Premium Spring Cartridge Assy	1	Yes
5	869F857	4-40 X 3/16" FH SS Machine Screw VC-3	4	Yes
6	874F419	Locking Mechanism FW Classroom	1	Yes
7	786F168	10-32 X 5/16 MS Truss Head PH VC-3	1	Yes
8	874F368	Cam Detent Spring	1	Yes
9	874F358	4-40 X 3/16" PH Machine Screw	1	Yes
10	874F378	Guarding Bracket (F55)	1	Yes
11	874F398	Guarding Spring	1	Yes
12	869F918	FW Hub Plate Premium	1	Yes
13	869F968	Spindle Lock Premium FW	1	Yes
14	879F968	E Clip 0.312 Shaft	1	Yes
15	869F868	8 mm Side Mount Retaining Ring	1	Yes
16	869F958	FW Retainer Plate	1	Yes
17	869F978	FW Pear Cover Plate	1	Yes
18	—	Lever Handle ^{1,3}	1	Yes
19	—	Cylinder Assembly ^{1,2}	1	Yes
20	867F93M x fin	Collar ¹ 1-1/8"	1	Yes
	867F94M x fin	Collar ¹ 1-1/4"		Yes
	867F95M x fin	Collar ¹ 1-3/8"		Yes
21	697F862	Cylinder Nut	1	Yes
22	869F988	PE Spindle Assembly (1 3/4" Door)	1	Yes
	869F998	PE Spindle Assembly (2" Door)	1	Yes
	874F308	PE Spindle Assembly (2 1/4" Door)	1	Yes
23	879F998	Spindle Adapter	1	Yes
Not Shown	880F018	Thru Bolt #1/4-20 X 2 3/8" (1 3/4" Door)	2	Yes
	787F398	Thru Bolt #1/4-20 X 2 5/8" (2" Door)	2	Yes
	787F408	Thru Bolt #1/4-20 X 2 7/8" (2 1/4" Door)	2	Yes

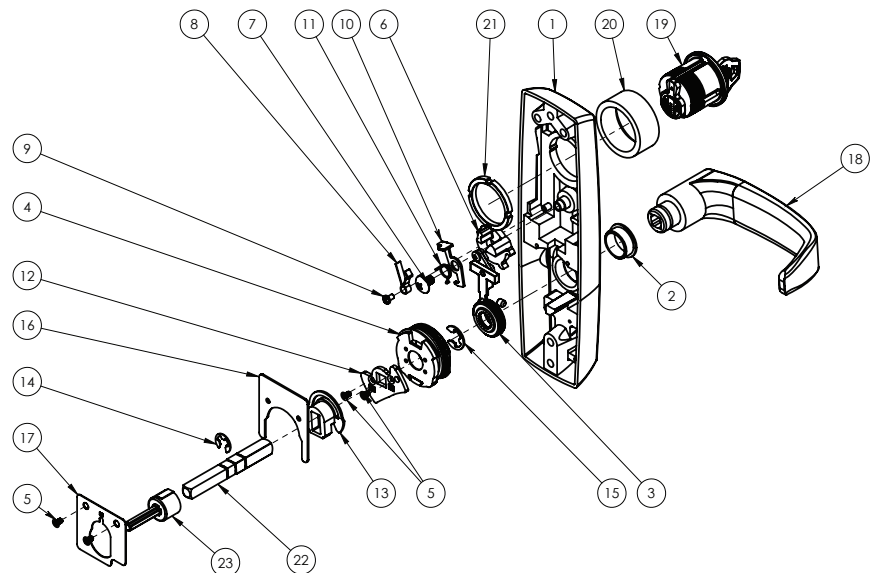
¹Specify finish²Specify cylinder by keying requirements³Specify lever design by hand

The warranty on Corbin Russwin® products becomes void if the product is modified in any way, regardless of whether the modification causes or contributes to any alleged defect. If a Corbin Russwin product is modified it may no longer meet industry certification and quality control standards applicable to the original product and is no longer a genuine Corbin Russwin product.

Copyright © 2023, 2025, ASSA ABLOY Access and Egress Hardware Group. All rights reserved. Reproduction in whole or in part without the express written permission of ASSA ABLOY Access and Egress Hardware Group, Inc is prohibited. Patent pending and/or patent www.assaabloydss.com/patents.

959PT & 859PT

Item	Part #	Description	Qty	Sellable
1	859F432 x fin	ET Case Narrow (45, 49, 55, 59)	1	No
	859F492 x fin	ET Case Wide (45, 49, 55, 59)	1	No
2	786F009	Bushing Insert	1	Yes
3	869F928	Cap Nut Premium	1	Yes
4	869F838	Premium Spring Cartridge Assy	1	Yes
5	869F857	4-40 X 3/16" FH SS Machine Screw VC-3	4	Yes
6	874F439	Locking Mechanism FW Nightlatch	1	Yes
7	786F168	10-32 X 5/16 MS Truss Head PH VC-3	1	Yes
8	874F368	Cam Detent Spring	1	Yes
9	874F358	4-40 X 3/16" PH Machine Screw	1	Yes
10	874F388	Guarding Bracket (F59)	1	Yes
11	874F398	Guarding Spring	1	Yes
12	869F918	FW Hub Plate Premium	1	Yes
13	869F968	Spindle Lock Premium FW	1	Yes
14	879F968	E Clip 0.312 Shaft	1	Yes
15	869F868	8 mm Side Mount Retaining Ring	1	Yes
16	869F958	FW Retainer Plate	1	Yes
17	869F978	FW Pear Cover Plate	1	Yes
18	—	Lever Handle ^{1,3}	1	Yes
19	—	Cylinder Assembly ^{1,2}	1	Yes
20	867F93M x fin	Collar ¹ 1-1/8"	1	Yes
	867F94M x fin	Collar ¹ 1-1/4"		Yes
	867F95M x fin	Collar ¹ 1-3/8"		Yes
21	697F862	Cylinder Nut	1	Yes
22	869F988	PE Spindle Assembly (1 3/4" Door)	1	Yes
	869F998	PE Spindle Assembly (2" Door)	1	Yes
	874F308	PE Spindle Assembly (2 1/4" Door)	1	Yes
23	879F998	Spindle Adapter	1	Yes
Not Shown	880F018	Thru Bolt #1/4-20 X 2 3/8" (1 3/4" Door)	2	Yes
	787F398	Thru Bolt #1/4-20 X 2 5/8" (2" Door)	2	Yes
	787F408	Thru Bolt #1/4-20 X 2 7/8" (2 1/4" Door)	2	Yes

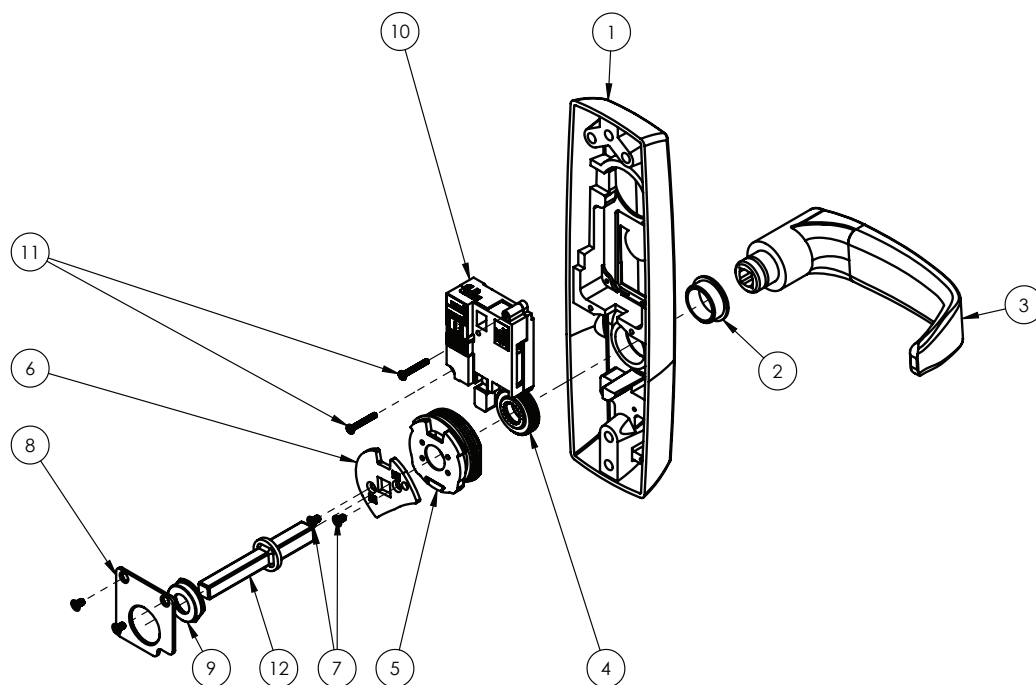
¹Specify finish²Specify cylinder by keying requirements³Specify lever design by hand

The warranty on Corbin Russwin® products becomes void if the product is modified in any way, regardless of whether the modification causes or contributes to any alleged defect. If a Corbin Russwin product is modified it may no longer meet industry certification and quality control standards applicable to the original product and is no longer a genuine Corbin Russwin product.

Copyright © 2023, 2025, ASSA ABLOY Access and Egress Hardware Group. All rights reserved. Reproduction in whole or in part without the express written permission of ASSA ABLOY Access and Egress Hardware Group, Inc is prohibited. Patent pending and/or patent www.assaabloydss.com/patents.

**9M610PT, 9M630PT, 9M910PT, 9M930PT, 9M133PT, 9M733PT
8M610PT, 8M630PT, 8M910PT, 8M930PT, 8M133PT & 8M733PT**

Item	Part #	Description	Qty	Sellable
1	868F212 x fin	ET Case Narrow (910, 930)	1	No
	868F222 x fin	ET Case Wide (910, 930)	1	No
2	786F009	ET Bushing Insert	1	Yes
3	—	Lever Handle ^{1,2}	1	Yes
4	869F928	Cap Nut Premium	1	Yes
5	869F838	Premium Spring Cartridge Assy	1	Yes
6	869F898	Hub Plate Premium	1	Yes
7	869F857	4-40 X 3/16" FH SS Machine Screw VC-3	4	Yes
8	869F938	Spring Plate Premium	1	Yes
9	869F942	Bushing Premium	1	Yes
10	869F849	Ecoflex Motor Actuator Assembly	1	Yes
11	732F198	#2-56 X 5/8" Ph Pan Head Machine Screw	2	Yes
12	786F078	Spindle (1 3/4" Door)	1	Yes
	786F088	Spindle (2" Door)	1	Yes
	786F098	Spindle (2 1/4" Door)	1	Yes
Not Shown	874F090	PED Trim Jumper Harness ³	1	Yes
	880F069	Ecoflex ET Harness SN	1	Yes
	880F079	Ecoflex ET Harness IN120/220	1	Yes
	880F089	Ecoflex ET Harness IN100	1	Yes
	880F018	Thru Bolt #1/4-20 X 2 3/8" (1 3/4" Door)	2	Yes
	787F398	Thru Bolt #1/4-20 X 2 5/8" (2" Door)	2	Yes
	787F408	Thru Bolt #1/4-20 X 2 7/8" (2 1/4" Door)	2	Yes
	869F629	Gasket Narrow CR (A/C Only)	1	Yes
	869F639	Gasket Wide CR (A/C Only)	1	Yes

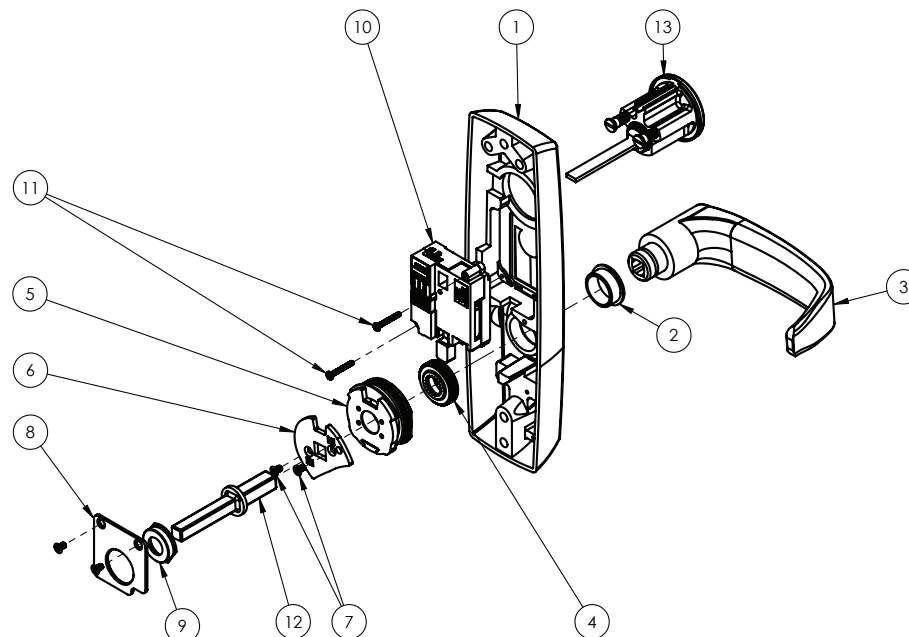
¹Specify finish²Specify cylinder by keying requirements³Only required for PED4600, PED4800, & PED5800 devices

The warranty on Corbin Russwin® products becomes void if the product is modified in any way, regardless of whether the modification causes or contributes to any alleged defect. If a Corbin Russwin product is modified it may no longer meet industry certification and quality control standards applicable to the original product and is no longer a genuine Corbin Russwin product.

Copyright © 2023, 2025, ASSA ABLOY Access and Egress Hardware Group. All rights reserved. Reproduction in whole or in part without the express written permission of ASSA ABLOY Access and Egress Hardware Group, Inc is prohibited. Patent pending and/or patent www.assaabloydss.com/patents.

**9M605PT, 9M603PT, 9M903PT, 9M905PT, 9M134PT, 9M734PT
8M605PT, 8M603PT, 8M903PT, 8M905PT, 8M134PT & 8M734PT**

Item	Part #	Description	Qty	Sellable
1	868F412 x fin	ET Case Narrow (903, 905)	1	No
	868F472 x fin	ET Case Wide (903, 905)	1	No
2	786F009	ET Bushing Insert	1	Yes
3	—	Lever Handle ^{1,2}	1	Yes
4	869F928	Cap Nut Premium	1	Yes
5	869F838	Premium Spring Cartridge Assy	1	Yes
6	869F898	Hub Plate Premium	1	Yes
7	869F857	4-40 X 3/16" FH SS Machine Screw VC-3	4	Yes
8	869F938	Spring Plate Premium	1	Yes
9	869F942	Bushing Premium	1	Yes
10	869F849	Ecoflex Motor Actuator Assembly	2	Yes
11	732F198	#2-56 X 5/8" Ph Pan Head Machine Screw	2	Yes
12	786F078	Spindle (1 3/4" Door)	1	Yes
	786F088	Spindle (2" Door)	1	Yes
	786F098	Spindle (2 1/4" Door)	1	Yes
	874F090	PED Trim Jumper Harness ⁴	1	Yes
Not Shown	880F069	Ecoflex ET Harness SN	1	Yes
	880F079	Ecoflex ET Harness IN120/220	1	Yes
	880F089	Ecoflex ET Harness IN100	1	Yes
	880F089	Ecoflex ET Harness IN100	1	Yes
13	—	Cylinder Assembly ^{1,3}	1	Yes
Not Shown	253F758	Backplate	1	Yes
	021F688	Connecting Screw	2	Yes
	880F018	Thru Bolt #1/4-20 X 2 3/8" (1 3/4" Door)	2	Yes
	787F398	Thru Bolt #1/4-20 X 2 5/8" (2" Door)	2	Yes
	787F408	Thru Bolt #1/4-20 X 2 7/8" (2 1/4" Door)	2	Yes
	869F629	Gasket Narrow CR (A/C Only)	1	Yes
	869F639	Gasket Wide CR (A/C Only)	1	Yes

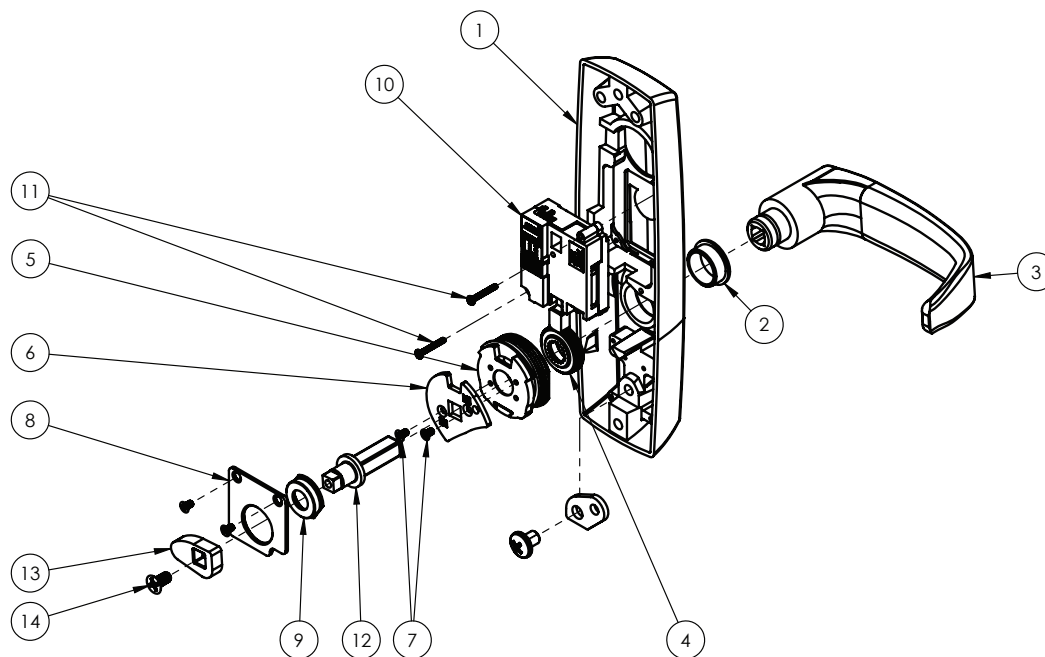
¹Specify finish²Specify lever design by hand³Specify cylinder by keying requirements⁴Only required for PED4600, PED4800, & PED5800 devices

The warranty on Corbin Russwin® products becomes void if the product is modified in any way, regardless of whether the modification causes or contributes to any alleged defect. If a Corbin Russwin product is modified it may no longer meet industry certification and quality control standards applicable to the original product and is no longer a genuine Corbin Russwin product.

Copyright © 2023, 2025, ASSA ABLOY Access and Egress Hardware Group. All rights reserved. Reproduction in whole or in part without the express written permission of ASSA ABLOY Access and Egress Hardware Group, Inc is prohibited. Patent pending and/or patent www.assaabloydss.com/patents.

**9CV910PT, 9CV930PT, 9CV610PT, 9CV630PT
8CV910PT, 8CV930PT, 8CV610PT & 8CV630PT**

Item	Part #	Description	Qty	Sellable
1	869F542 x fin	ET Case Narrow (CV910, CV930)	1	No
	869F572 x fin	ET Case Wide (CV910, CV930)	1	No
2	786F009	ET Bushing Insert	1	Yes
3	—	Lever Handle ^{1,2}	1	Yes
4	869F928	Cap Nut Premium	1	Yes
5	869F838	Premium Spring Cartridge Assy	1	Yes
6	869F898	Hub Plate Premium	1	Yes
7	869F857	4-40 X 3/16" FH SS Machine Screw VC-3	4	Yes
8	869F938	Spring Plate Premium	1	Yes
9	869F942	Bushing Premium	1	Yes
10	869F849	Ecoflex Motor Actuator Assembly	1	Yes
11	732F198	#2-56 X 5/8" Ph Pan Head Machine Screw	2	Yes
12	765F088	Spindle (1 3/4" Door)	1	Yes
	765F948	Spindle (2" Door)	1	Yes
	765F958	Spindle (2 1/4" Door)	1	Yes
Not Shown	874F090	PED Trim Jumper Harness ³	1	Yes
	880F069	Ecoflex ET Harness SN	1	Yes
13	765F117	Cam (CV)	1	Yes
14	764F858	CR-FHMS 10-24 X 3/8"	1	Yes
Not Shown	880F018	Thru Bolt #1/4-20 X 2 3/8" (1 3/4" Door)	2	Yes
	787F398	Thru Bolt #1/4-20 X 2 5/8" (2" Door)	2	Yes
	787F408	Thru Bolt #1/4-20 X 2 7/8" (2 1/4" Door)	2	Yes
	869F629	Gasket Narrow CR (A/C Only)	1	Yes
	869F639	Gasket Wide CR (A/C Only)	1	Yes

¹Specify finish²Specify lever design by hand³Only required for PED4600, PED4800, & PED5800 devices

The warranty on Corbin Russwin® products becomes void if the product is modified in any way, regardless of whether the modification causes or contributes to any alleged defect. If a Corbin Russwin product is modified it may no longer meet industry certification and quality control standards applicable to the original product and is no longer a genuine Corbin Russwin product.

Copyright © 2023, 2025, ASSA ABLOY Access and Egress Hardware Group. All rights reserved. Reproduction in whole or in part without the express written permission of ASSA ABLOY Access and Egress Hardware Group, Inc is prohibited. Patent pending and/or patent www.assaabloyds.com/patents.

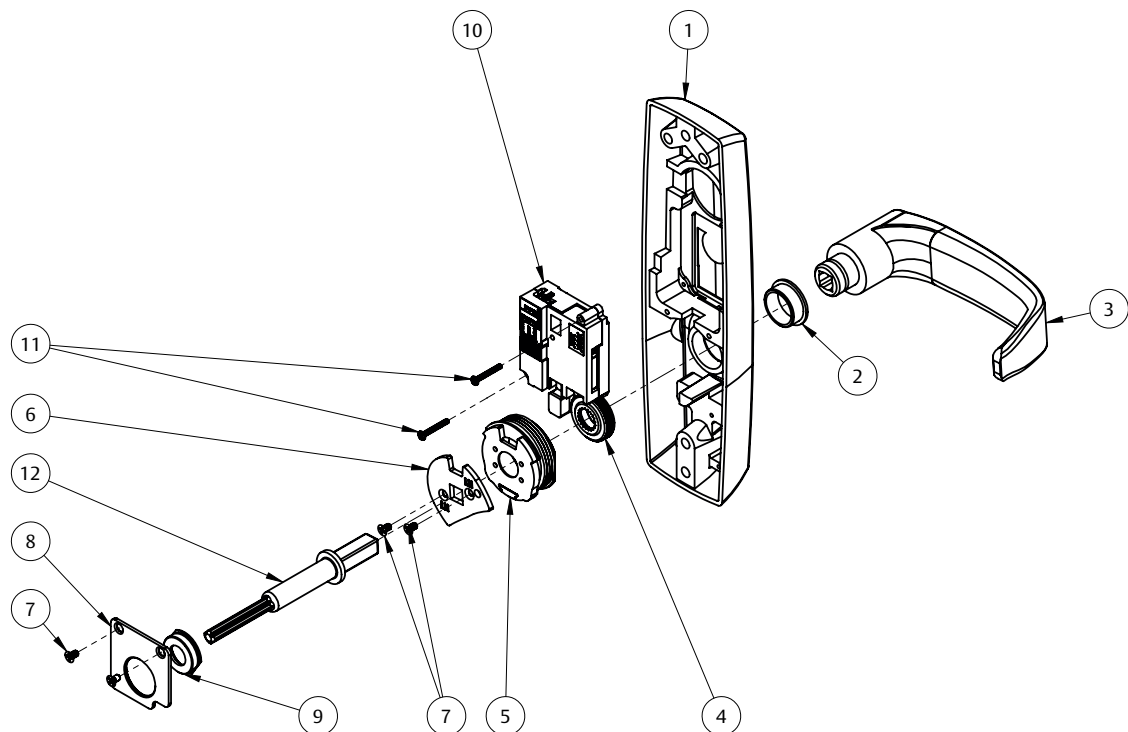
9910PT, 9930PT, 9134PT, 9734PT, 9610PT, 9630PT
8910PT, 8930PT, 8134PT, 8734PT, 8610PT & 8630PT

Item	Part #	Description	Qty	Sellable
1	868F212 x fin	ET Case Narrow (910, 930)	1	No
	868F222 x fin	ET Case Wide (910, 930)	1	No
2	786F009	ET Bushing Insert	1	Yes
3	—	Lever Handle ^{1,3}	1	Yes
4	869F928	Cap Nut Premium	1	Yes
5	869F838	Premium Spring Cartridge Assy	1	Yes
6	869F898	Hub Plate Premium	1	Yes
7	869F857	4-40 X 3/16" FH SS Machine Screw VC-3	4	Yes
8	869F938	Spring Plate Premium	1	Yes
9	869F942	Bushing Premium	1	Yes
10	869F849	Ecoflex Motor Actuator Assembly	1	Yes
11	732F198	#2-56 X 5/8" PH Pan Head Machine Screw	2	Yes
12	880F058	Spindle (Cross)	1	Yes
Not Shown	874F090	PED Trim Jumper Harness ³	1	Yes
	880F069	Ecoflex ET Harness SN	1	Yes
	880F079	Ecoflex ET Harness IN120/220	1	Yes
	880F089	Ecoflex ET Harness IN100	1	Yes
	880F018	Thru Bolt #1/4-20 X 2 3/8" (1 3/4" Door)	2	Yes
	787F398	Thru Bolt #1/4-20 X 2 5/8" (2" Door)	2	Yes
	787F408	Thru Bolt #1/4-20 X 2 7/8" (2 1/4" Door)	2	Yes
	869F629	Gasket Narrow CR (A/C Only)	1	Yes
	869F639	Gasket Wide CR (A/C Only)	1	Yes

¹Specify finish

²Specify lever design by hand

³Only required for PED4600, PED4800, & PED5800 devices

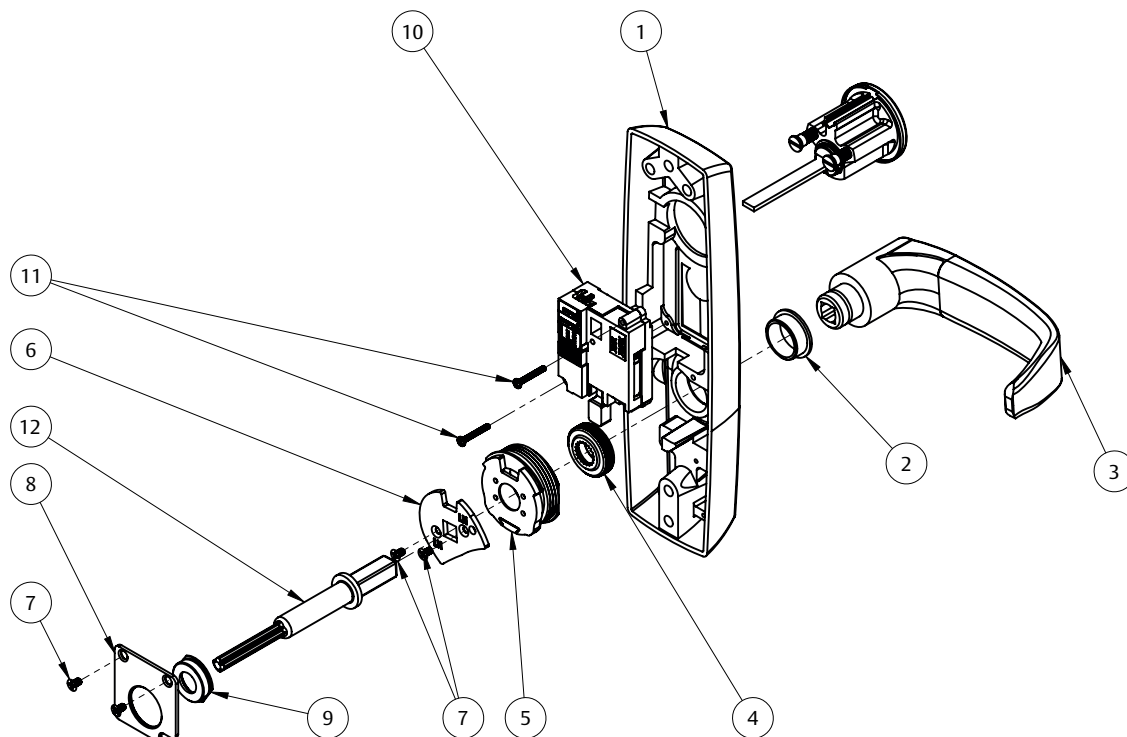


The warranty on Corbin Russwin® products becomes void if the product is modified in any way, regardless of whether the modification causes or contributes to any alleged defect. If a Corbin Russwin product is modified it may no longer meet industry certification and quality control standards applicable to the original product and is no longer a genuine Corbin Russwin product.

Copyright © 2023, 2025, ASSA ABLOY Access and Egress Hardware Group. All rights reserved. Reproduction in whole or in part without the express written permission of ASSA ABLOY Access and Egress Hardware Group, Inc is prohibited. Patent pending and/or patent www.assaabloydss.com/patents.

**9903PT, 9905PT, 9134PT, 9734PT, 9603PT, 9605PT
8903PT, 8905PT, 8134PT, 8734PT, 8603PT & 8605PT**

Item	Part #	Description	Qty	Sellable
1	868F212 x fin	ET Case Narrow (910, 930)	1	No
	868F222 x fin	ET Case Wide (910, 930)	1	No
2	786F009	ET Bushing Insert	1	Yes
3	—	Lever Handle ^{1,3}	1	Yes
4	869F928	Cap Nut Premium	1	Yes
5	869F838	Premium Spring Cartridge Assy	1	Yes
6	869F898	Hub Plate Premium	1	Yes
7	869F857	4-40 X 3/16" FH SS Machine Screw VC-3	4	Yes
8	869F938	Spring Plate Premium	1	Yes
9	869F942	Bushing Premium	1	Yes
10	869F849	Ecoflex Motor Actuator Assembly	1	Yes
11	732F198	#2-56 X 5/8" PH Pan Head Machine Screw	2	Yes
12	880F058	Spindle (Cross)	1	Yes
Not Shown	874F090	PED Trim Jumper Harness ³	1	Yes
	880F069	Ecoflex ET Harness SN	1	Yes
	880F079	Ecoflex ET Harness IN120/220	1	Yes
	880F089	Ecoflex ET Harness IN100	1	Yes
	880F018	Thru Bolt #1/4-20 X 2 3/8" (1 3/4" Door)	2	Yes
	787F398	Thru Bolt #1/4-20 X 2 5/8" (2" Door)	2	Yes
	787F408	Thru Bolt #1/4-20 X 2 7/8" (2 1/4" Door)	2	Yes
	869F629	Gasket Narrow CR (A/C Only)	1	Yes
	869F639	Gasket Wide CR (A/C Only)	1	Yes
13	—	Cylinder Assembly ^{1,3}	1	Yes

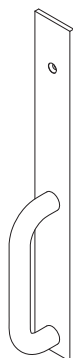
¹Specify finish²Specify lever design by hand³Only required for PED4600, PED4800, & PED5800 devices

The warranty on Corbin Russwin® products becomes void if the product is modified in any way, regardless of whether the modification causes or contributes to any alleged defect. If a Corbin Russwin product is modified it may no longer meet industry certification and quality control standards applicable to the original product and is no longer a genuine Corbin Russwin product.

Copyright © 2023, 2025, ASSA ABLOY Access and Egress Hardware Group. All rights reserved. Reproduction in whole or in part without the express written permission of ASSA ABLOY Access and Egress Hardware Group, Inc is prohibited. Patent pending and/or patent www.assaabloydss.com/patents.

D Grip T33

Part #	Trim Designation	ANSI #
T3301ET	Blank Trim	01
T3310	Passage	14
T3350	Dummy	02
T3355	Classroom (rim)	08
T33M55	Classroom (mortise)	08
T3357	Nightlatch (Rim)	03
T33M57	Nightlatch (Mortise)	03

Round Grip T34

Part #	Trim Designation	ANSI #
T3410	Passage	14
T3450	Dummy	02
T3455	Classroom (rim)	08
T34M55	Classroom (mortise)	08
T3457	Nightlatch (Rim)	03
T34M57	Nightlatch (Mortise)	03

Sectional Grip T35

Part #	Trim Designation	ANSI #
T3510	Passage	14
T3550	Dummy	02
T3555	Classroom (rim)	08
T35M55	Classroom (mortise)	08
T3557	Nightlatch (Rim)	03
T35M57	Nightlatch (Mortise)	03

T36 Pull Trim

Part #	Trim Designation	ANSI #
T3610ET	Passage	14
T3650ET	Dummy	02
T3655ET	Classroom (Rim)	08
T36M55ET	Classroom (Mortise)	08
T3657ET	Nightlatch (Rim)	03
T36M57ET	Nightlatch (Mortise)	03

T37 Pull Trim

Part #	Trim Designation	ANSI #
T3710ET	Passage	14
T3750ET	Dummy	02
T3755ET	Classroom (Rim)	08
T37M55ET	Classroom (Mortise)	08
T3757ET	Nightlatch (Rim)	03
T37M57ET	Nightlatch (Mortise)	03

P12, P13, P14 Offset Pull Trims

Part #	Trim Designation
716F50M	P12 Clearance 2-1/2"

Part #	Trim Designation
716F51M	P13 Clearance 2-1/2"

Part #	Trim Designation
716F52M	P14 Clearance 2-1/2"

The warranty on Corbin Russwin® products becomes void if the product is modified in any way, regardless of whether the modification causes or contributes to any alleged defect. If a Corbin Russwin product is modified it may no longer meet industry certification and quality control standards applicable to the original product and is no longer a genuine Corbin Russwin product.

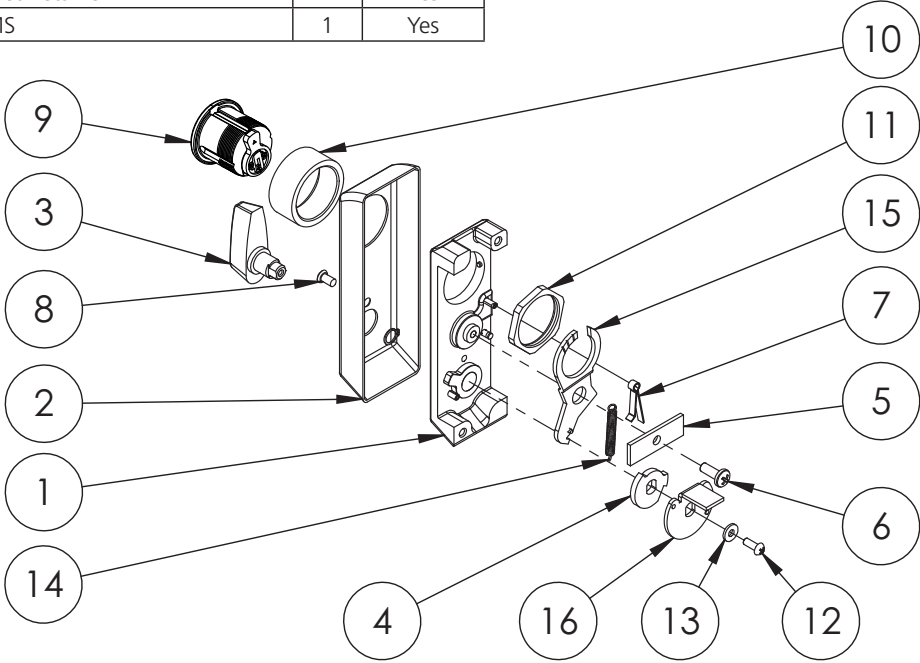
Copyright © 2023, 2025, ASSA ABLOY Access and Egress Hardware Group. All rights reserved. Reproduction in whole or in part without the express written permission of ASSA ABLOY Access and Egress Hardware Group, Inc is prohibited. Patent pending and/or patent www.assaabloydss.com/patents.

PED159
PED155

Function	Assembly #	Description	Sellable
Storeroom	868F32 x fin	Standard	Yes
Classroom	868F30 x fin		Yes
Storeroom	868F33 x fin	Cladding	Yes
Classroom	868F31 x fin		Yes

Item	Part #	Description	Qty	Sellable
1	765F772	Chassis Subassembly	1	Yes
2	765F75 x fin	Cover ¹	1	Yes
3	765F782 x fin	Turn Lever Assembly ¹	1	Yes
4	765F748	Cam	1	Yes
5	765F718	Lever Locking Plate	1	Yes
6	765F708	#10-24 x 1/2 PHMS	1	Yes
7	765F728	Lever Spring	1	Yes
8	765F80 x fin	#8-32 x 5/16 Ohms W/ #6 Head	1	Yes
9	—	Cylinder & Key Assembly ¹	1	Yes
10	205F31 x fin	Cylinder Collar ¹	1	Yes
11	697F862	Cylinder Nut	1	Yes
12	765F698	#6-32 x 3/8 RHMS	1	Yes
13	765F688	#6-32 x 3/8 Flat Washer	1	Yes
14	765F737	Extension Spring	1	Yes
15	765F818	Locking Lever	1	Yes
	765F798	Locking Lever & Pin Assembly	1	Yes
16	765F768	Lever Assembly for 1-3/4" - 2" door thickness	1	Yes
	765F828	Lever Assembly for 2-1/4" door thickness	1	Yes
17	Consult Factory	Aux Control Link Assembly (WD)	1	Yes
	Consult Factory	Aux Control Link Assembly (H1)		
	Consult Factory	Aux Control Link Assembly (MD)		
18	Consult Factory	Aux Control Bracket Retainer	1	Yes
19	Consult Factory	#6-32 x 1/4" FHMS	1	Yes

¹ Specify finish



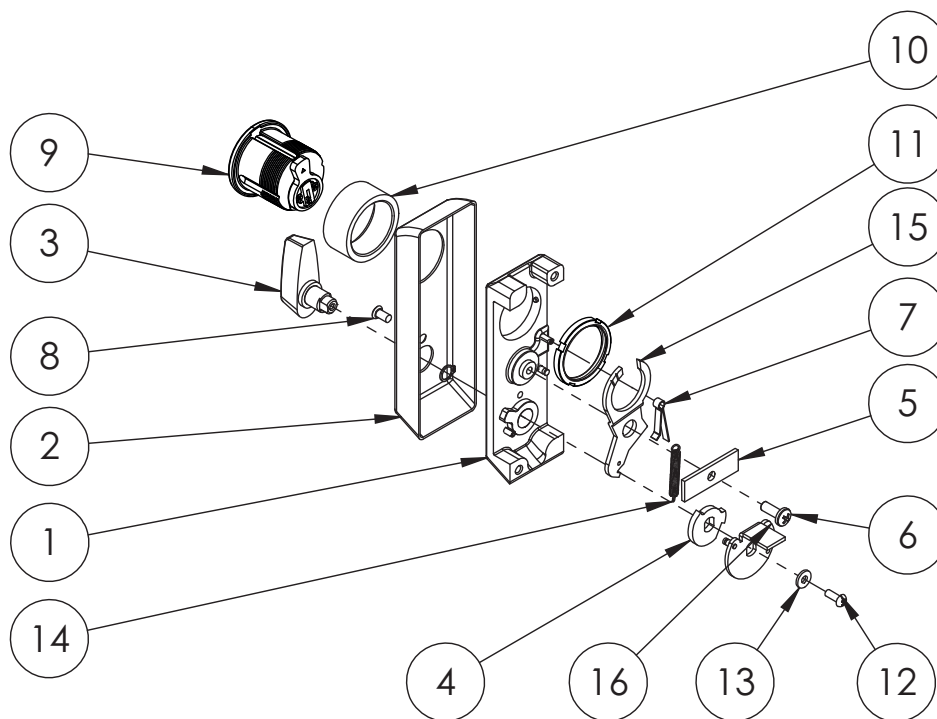
The warranty on Corbin Russwin® products becomes void if the product is modified in any way, regardless of whether the modification causes or contributes to any alleged defect. If a Corbin Russwin product is modified it may no longer meet industry certification and quality control standards applicable to the original product and is no longer a genuine Corbin Russwin product.
Copyright © 2023, 2025, ASSA ABLOY Access and Egress Hardware Group. All rights reserved. Reproduction in whole or in part without the express written permission of ASSA ABLOY Access and Egress Hardware Group, Inc is prohibited. Patent pending and/or patent www.assaabloyds.com/patents.

PED359 PED355

Item	Part No.	Description	Qty	Sellable
1	765F772	Chassis Subassembly	1	Yes
2	765F75 x fin	Cover ¹	1	Yes
3	765F782 x fin	Turn Lever Assembly ¹	1	Yes
4	765F748	Cam	1	Yes
5	765F718	Lever Locking Plate	1	Yes
6	765F708	#10-24 x 1/2 PHMS	1	Yes
7	765F728	Lever Spring	1	Yes
8	765F80 x fin	#8-32 x 5/16 Ohms W/ #6 Head	1	Yes
9	—	Cylinder & Key Assembly ¹	1	Yes
10	205F31 x fin	Cylinder Collar ¹	1	Yes
11	697F862	Cylinder Nut	1	Yes
12	765F698	#6-32 x 3/8 RHMS	1	Yes
13	765F688	#6-32 x 3/8 Flat Washer	1	Yes
14	765F737	Extension Spring	1	Yes
15	882F658	Locking Lever, Storeroom	1	Yes
	765F818	Locking Lever, Classroom		Yes
16	882F688	Lever Assembly, D134 Storeroom	1	Yes
	882F668	Lever Assembly, D134 Classroom	1	Yes
	869F408	Lever Assembly, D200-D214 Storeroom	1	Yes
	882F678	Lever Assembly, D200-D214 Classroom	1	Yes
17	Consult Factory	Aux Control Lift Lever Assembly ¹	1	Yes

Function	Assembly #	Description	Sellable
Storeroom	868F36 x fin	Standard	Yes
Classroom	868F34 x fin		Yes
Storeroom	868F37 x fin	Cladding	Yes
Classroom	868F35 x fin		Yes

¹Specify finish



The warranty on Corbin Russwin® products becomes void if the product is modified in any way, regardless of whether the modification causes or contributes to any alleged defect. If a Corbin Russwin product is modified it may no longer meet industry certification and quality control standards applicable to the original product and is no longer a genuine Corbin Russwin product.

Copyright © 2023, 2025, ASSA ABLOY Access and Egress Hardware Group. All rights reserved. Reproduction in whole or in part without the express written permission of ASSA ABLOY Access and Egress Hardware Group, Inc is prohibited. Patent pending and/or patent www.assaabloydss.com/patents.

The ASSA ABLOY Group is the global leader in access solutions.
Every day, we help billions of people experience a more open world.

ASSA ABLOY Opening Solutions leads the development within door openings and products for access solutions in homes, businesses and institutions. Our offering includes doors, frames, door and window hardware, mechanical and smart locks, access control and service.



For additional information, contact your
ASSA ABLOY Door Security Solutions
sales consultant or visit www.corbinrusswin.com.

In U.S.
Corbin Russwin
Architectural Hardware
225 Episcopal Road
Berlin, CT 06037
Phone: 800-543-3658
Fax: 800-447-6714
www.corbinrusswin.com

In Canada
ASSA ABLOY Door
Security Solutions Canada
160 Four Valley Drive
Vaughan, Ontario
Canada L4K 4T9
Phone: 800-461-3007
Fax: 800-461-8989
www.assaabloydss.ca

Corbin Russwin is a brand associated with ASSA ABLOY Access and Egress Hardware Group, Inc., an ASSA ABLOY Group company. Copyright © 2023, 2025, ASSA ABLOY Access and Egress Hardware Group, Inc. All rights reserved. Reproduction in whole or in part without the express written permission of ASSA ABLOY Access and Egress Hardware Group, Inc. is prohibited. Patent pending and/or patent www.assaabloydss.com/patents.

FM563 04/25