

PEMKO

HSS7850 FLEXIBLE FIRE & SMOKE SEAL

Experience a safer
and more open world

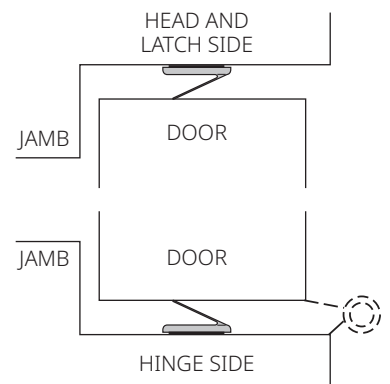
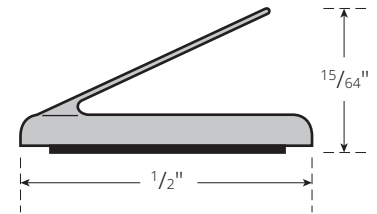
This product must be installed to allow the proper opening and closing of the door assembly with a minimal amount of force. The door assembly should be checked periodically to insure proper operation.

Installation instructions:

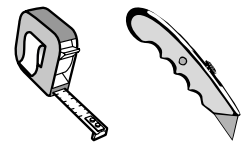
This product has been designed to provide an effective fire and smoke seal in the gap around a fire-rated door and/or at the meeting stile between a pair of fire-rated doors. HSS7850 is to be installed as illustrated, around the perimeter of the door assembly.

Care should be taken to install this product without stretching or damaging it in any way. The temperature of the frame should be above 40° F. The frame should be thoroughly cleaned removing dust, oil, grease or dirt. Certain paint products may make adhesion difficult. If necessary, lightly sand the painted surface and then thoroughly clean. Secure adhesion is crucial to the proper performance of this product!

1. Measure the frame at the top and both sides.
2. Cut the product to fit using a knife or scissors.
3. Remove both pieces of protective backing one foot at a time.
4. Adhere seal to the exact location on frame where section is to be installed.
Do not remove & relocate.
5. Inspect seal to assure proper location
6. Do not install this product to impede the opening and closing of the door assembly.
The door assembly must operate effectively.



Tools Required:



Testing/Ratings:

Positive pressure tested gasketing materials for fire doors for application to hollow-metal-type fire doors rated up to 3 hours and wood-type fire doors rated up to 1 1/2 hours.

CATEGORY G, H, J



Pemko
5535 Distribution Dr.
Memphis, TN 38141
www.pemko.com

Memphis, TN USA
P: 800 824 3018
F: 800 243 3656

Ventura, CA USA
P: 800 283 9988
F: 800 283 4050

Vaughan, ON CA
P: 800 461 3007
F: 800 461 8989