

**ACCENTRA®**

**ASSA ABLOY**

Experience a safer  
and more open world

# HERITAGE COLLECTION

## Grade 2 & 3 Residential Mechanical Locksets



## CONTENTS



Finishes .....	3
Heritage Collection Grade 2	
Interconnected .....	4
Levers .....	9
Knobs .....	18
Deadbolts .....	23
Heritage Collection Grade 3	
Levers .....	27
Knobs .....	33
Deadbolts .....	37
Navis Paddle .....	41
Decorative Handlesets .....	44
Trim x Finish Cross Reference .....	49
Strikes .....	50
Keys & Keying Options .....	51
Cylinders .....	52
Accessories .....	53
Ordering Information .....	54

### **WARNING**

This product can expose you to lead which is known to the state of California to cause cancer and birth defects or other reproductive harm. For more information go to [www.P65warnings.ca.gov](http://www.P65warnings.ca.gov).

## FINISHES

Please check each product's specifications for availability.














ANSI/BHMA Code Finish Description				
<b>605</b> Bright Brass, Clear Coated	<b>609</b> Antique Brass	<b>10BP</b> Oil Rubbed Bronze Permanent	<b>613E</b> Dark Oxidized Satin Bronze - equivalent	<b>619</b> Satin Nickel Plated, Clear Coated
				
<b>620</b> Antique Nickel	<b>625</b> Bright Chrome Plated	<b>626</b> Satin Chrome Plated	<b>GM</b> Gun Metal	<b>BSP</b> Black Suede Powder Coat
				

## HERITAGE COLLECTION GRADE 2 INTERCONNECTED LOCKSETS



Adjustable 4" or 5-1/2"



The Heritage Collection Grade 2 Interconnected Mechanical Locksets offer flexible, convenient and stylish security for new or retrofit multi-family applications. The center-to-center dimension is field-adjustable to either 4" or 5-1/2" and installs into most standard door preps. From the inside, latchbolt and deadbolt retract simultaneously for easy egress and the thumbturn quickly secures the opening. Available in two functions with 14 levers in 6 finishes, the interconnected mechanical locksets are sure to complement any décor.

YR852 with Premier Deadbolt with Passage Lever Exterior	YR852 with Premier Deadbolt with Passage Lever Interior
	

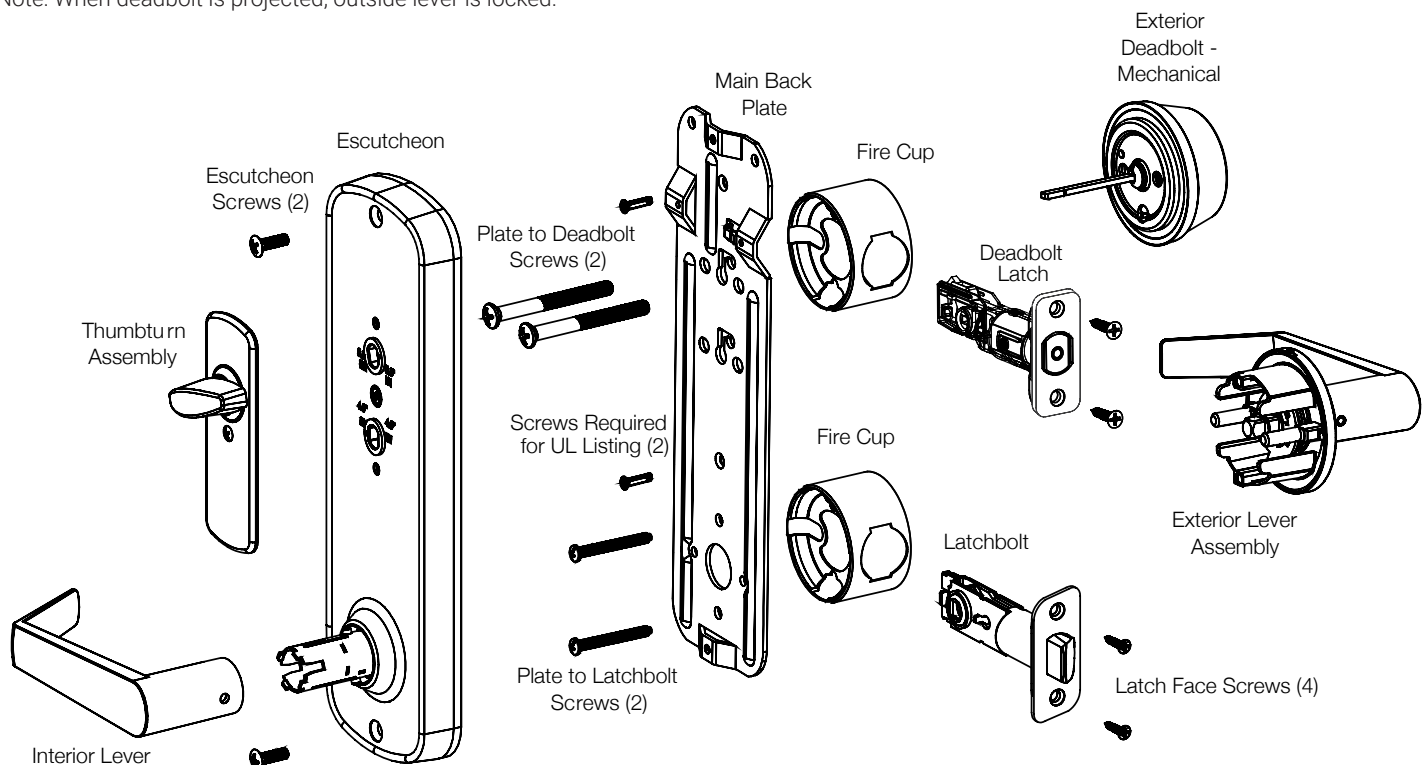
Academy (AC)	Augusta (AU)	Charleston (CH)	Delaware (DE)
			
Kincaid (KC)	Marina (MA)	McCLURE (MC)	Milan (MN)
			
Monroe (MO)	Norwood (NW)	Pacific Beach (PB)	Woodland (WL)
			
Valdosta (VL)	Virgo (VG)		
			

## HERITAGE COLLECTION GRADE 2 INTERCONNECTED LOCKSETS

Functions		
Function	No.	Description
	YR852	PASSAGE: Single point lock. Latchbolt is operated by either lever at all times. Deadbolt activated by key on outside; inside by T-turn. Interior lever retracts latch and deadbolt simultaneously.
	YR853	PRIVACY WITH DEADBOLT INDICATOR: Single point lock. Latchbolt is operated by either lever at all times. Deadbolt activated by emergency key on outside; inside by T-turn. Occupancy indicator displays "Occupied" when deadbolt thrown or "Vacant" when deadbolt retracted. Interior lever retracts latch and deadbolt simultaneously.

Product Specifications	
<b>Door Specs</b>	2-1/8" Face Bore, 1" Edge Bore, 4" or 5-1/2" Center to Center
<b>Backset</b>	2-3/8" or 2-3/4"
<b>Door Thickness</b>	1-3/8" to 1-3/4"
<b>Cylinder</b>	KW-1 standard, other cylinders/keyways available to order
<b>Keying</b>	KD (Keyed Different) standard, master keying available to order Other Keying options see page 7
<b>Latch Faceplate</b>	1" W x 2-1/4" H; Round Corner standard, Square Corner available to order
<b>Strike</b>	2-1/4" RC Full Lip & 1-1/8" x 2-3/4" RC Universal standard, Other strikes Available to order.
<b>Certified ANSI/BHMA</b>	A156.12, Grade 2 
<b>UL/cUL</b>	Listed for 90 minute fire doors 

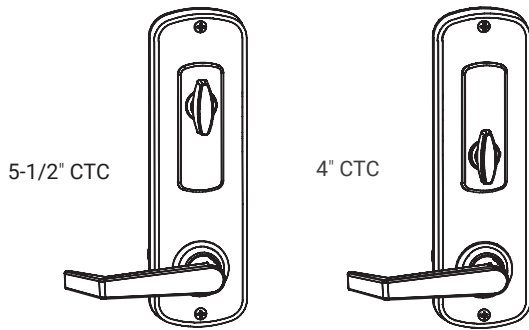
Note: When deadbolt is projected, outside lever is locked.



## HERITAGE COLLECTION GRADE 2 INTERCONNECTED LOCKSETS

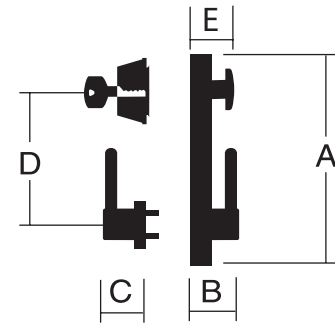
### Center To Center Dimensions

Interconnected locksets easily adjust to either a 4" or 5-1/2" center to center dimension.



### Dimensions

Dimensions	A	B	C	D	Width
Lever	10-5/8"	2-5/8"	2-1/2"	4" 5-1/2"	2-13/16"



Lockset Latches						
Plain Spring Latches	Backset	Front Width	Throw	Latch Diameter	Corner Specs	Model No
	2-3/8" (60mm)	1" (25mm)	1/2" (13mm)	7/8" (22mm)	Radius	YR01802*U
	2-3/8" (60mm)	1" (25mm)	1/2" (13mm)	7/8" (22mm)	Square	YR01804*U
	2-3/4" (70mm)	1" (25mm)	1/2" (13mm)	7/8" (22mm)	Radius	YR01806*U
	2-3/4" (70mm)	1" (25mm)	1/2" (13mm)	7/8" (22mm)	Square	YR01808*U

\*Specify finish when ordering.

Deadbolt Latches					
For use with PARA, Kwikset and Schlage C keyway cylinders (852 Deadbolt)					
	Backset	Front Width	Throw	Corner Specs	Model No
	Adjustable^	1" (25mm)	1" (25mm)	Square	YR01D44*U
	Adjustable^	1" (25mm)	1" (25mm)	Radius	YR01D41*U
For use with LFIC, SFIC, Arrow and GA Keyway cylinders. (D200 Deadbolt)					
	Backset	Front Width	Throw	Corner Specs	Model No
	2-3/8" Fixed	1" (25mm)	1" (25mm)	Square	D38*
	2-3/8" Fixed	1" (25mm)	1" (25mm)	Radius	D38R*
	2-3/4" Fixed	1" (25mm)	1" (25mm)	Square	D34*
	2-3/4" Fixed	1" (25mm)	1" (25mm)	Radius	D34R*

\*Specify finish when ordering.

^2-3/8" to 2-3/4" (60mm to 70mm).

## HERITAGE COLLECTION GRADE 2 INTERCONNECTED LOCKSETS CYLINDERS


### Fixed Core

Interconnected locksets are available to order with the following fixed core cylinder keyways: Kwikset® KW-1 (standard), PARA, GA, Arrow AR, Schlage® C. Specify keyway required when ordering complete lockset.

Fixed Core Cylinders			
Keyway	Description	Model Number (When Ordered Separately)	Number Of Pins
Kwikset®	Standard cylinder. Available 1-bitted, KA, KD (std), MK, BK	YR06D103ICN (605) YR06D106ICN (626)	6
PARA	Optional cylinder. Available 0-bitted, KD, KA, MK, BK	YR06Y413ICN (605) YR06Y416ICN (626)	6
GA	Optional cylinder. Available 0-bitted, KD, KA, MK, CMK extended leadtime for BK, MK, GMK	1803-134S	6
Arrow AR	Optional cylinder. Available KA, KD	692C (Available separately through Arrow Manufacturing)	6
Schlage® C	Optional cylinder. Available 0-bitted, KD, KA, MK, BK	YR068D02ICN (605) YR068D06ICN (626)	6

For other ACCENTRA fixed core cylinder types and keyways, except PARA and GA, units will be provided less cylinder. The following cylinder model numbers cylinders can be ordered separately.

Model	Description
1803-134S	6-Pin Conventional Cylinder
5803-134S	6-Pin Security Cylinder
K403-134S	6-Pin ACCENTRA KeyMark® Cylinder



To order lockset with ACCENTRA keyway or fixed core cylinder other than PARA or GA, specify "x LC".  
i.e. YR852 x AU x 626 x RH x LC x 4"

### Small Format Interchangeable Core

All units will be provided less core. The following core model numbers can be ordered separately.

Model	Description
A600	6/7-Pin Core (Best® Keyway)
K600	6/7-Pin ACCENTRA KeyMark® Core



To order lockset with SFIC, specify "x SFIC-LC".  
i.e. YR852 x AU x 626 x RH x SFIC-LC x 4"

### Large Format Interchangeable Core

All units will be provided less core. The following core model numbers can be ordered separately.

Model	Description
1210	6-Pin Conventional Core
5210	6-Pin Security Core
K800	6-Pin ACCENTRA KeyMark® Core



To order lockset with LFIC, specify "x LFIC-LC".  
i.e. YR852 x AU x 626 x RH x LFIC-LC x 4"

Refer to Cylinders/Keys and ACCENTRA KeyMark® catalogs for more information on cylinders and cores.

605 finish cylinders used with 605, 613E and 10BP finish locks. 626 finish cylinders used with 619, 626, BSP finish locks.

Specify keyway, finish and keying required when ordering cylinders separately.

**HERITAGE COLLECTION GRADE 2  
INTERCONNECTED LOCKSETS**

**How To Order**
















Function	Lever Design	Finish	Handing	Cylinder (Keyway)	CTC (center to center measurment)	Latch (backset & RC or SC)	Deadbolt Strike	Latchbolt Strike	Keying (MK, GMK) (Provide detail)
YR852	AC	605	LH	KW-1 (Standard)	4"	RC 2-3/8"	RC YR02088 (standard)	Full Lip RC YR02000 (standard)	KD (Standard)
YR853	AU	10BP	RH	PARA	5-1/2"	RC 2-3/4"	SC YR02086	Full Lip SC YR02001	KA
	CH	613E		GA		SC 2-3/8"		T-strike YR02020	MK
	DW	619		Arrow AR		SC 2-3/4"			GMK
	KC	626		Schlage® SC-1					BGMK
	MA	BSP		Less Cylinder					
	MC			SFIC-LC					
	MN			LFIC-LC					
	MO								
	NW								
	PB								
	WL								
	VL								
	VG								

**Example:**

Function	Lever Design	Finish	Handing	Cylinder (Keyway)	CTC (center to center measurment)	Latch (backset & RC or SC)	Deadbolt Strike	Latchbolt Strike	Keying (MK, GMK) (Provide detail)
YR852	AU	619	RH	SC-1	4"	RC 2-3/8"	RC	Full Lip RC	KD











## HERITAGE COLLECTION GRADE 2 LEVER LOCKSETS

Heritage Collection Grade 2 levers offer a range of designs with sculptured roses and delicately crafted curves. The “non-handed” design and strength of the interior sub-assemblies allow for quick and easy installation and years of secure operation. All products in this series are ANSI Grade 2 superior light commercial quality.

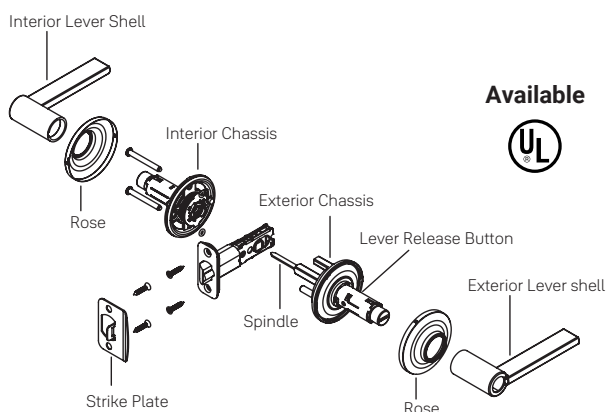
Academy (AC)	Augusta (AU)	Charleston (CH)	Delaware (DW)
			
Kincaid (KC)	Kincaid Black Insert (KCB)	Marina (MA)	McClure (MC)
			
Standard rose as pictured.	Standard rose as pictured.		
Milan (MN)	Monroe (MO)	Norwood (NW)	Pacific Beach (PB)
			
Valdosta (VL)	Valdosta (VLSQ) (Square Rose)	Virgo (VG)	
			

 Small format interchangeable core available for entry function.

## HERITAGE COLLECTION GRADE 2 LEVER LOCKSETS

Functions		
Function	No.	Description
	81	DUMMY: For doors where only pull is required. (handing required)
	11	PASSAGE: Latchbolt is operated by either lever at all times. (non-handed)
	61	ONE SIDED W/PLATE: Latchbolt is operated by lever on one side only. (handing required)
	21	PRIVACY: Latchbolt is operated by either lever except when inside lever is locked by push button. Push button is released by coin release slot on outside or by turning inside lever. (non-handed)
	22	BATHROOM: Same function as 21 privacy with 625 finish on interior lever. (handing required)
	71	ENTRY (LEVER/LEVER): Guarded latchbolt operated from outside by key; inside by lever. Push button locks outside lever. Outside lever unlocks by key or by turning inside lever. (non-handed)
	73	ENTRY (LEVER/LEVER): Guarded latchbolt operated from outside lever by key. Inside by lever. Turn button locks outside lever. Outside lever unlocks by key or turning inside turn button. (non-handed)
	74LC	ENTRY (Lever/Lever): Guarded latchbolt with SFIC cylinder operated from outside lever by key. Inside by lever. Turn button locks outside lever. Outside lever unlocks by key or turning inside turn button. (non-handed)
	76	CLASSROOM: Guarded latchbolt operated by either lever except when outside lever is locked by outside key. Inside lever is always free. (handing required)
	79	STOREROOM: ADA Guarded latchbolt operated from outside lever by key; inside by lever. Outside lever fixed until cylinder is unlocked by key. Key captured until cylinder is locked. Inside lever is always free. (handing required)

See page 56 for how to determine handing.



Available



Product Specifications	
<b>Door Specs</b>	2-1/8" Face Bore, 1" Edge Bore, 2-3/8" or 2-3/4" Backset Latch Face 1" x 2-1/4" RC (Round corner; Square corner optional)
<b>Latch</b>	Adjustable 2-3/8" or 2-3/4" RC (Round Corner)
<b>Door Thickness</b>	1-3/8" to 1-3/4"
<b>Cylinder</b>	6 Pin KW-1 Standard (SC-1 Optional)
<b>Keying</b>	KA3 (Keyed Alike)
<b>Faceplate</b>	1" W x 2-1/4" H RC (Round Corner)
<b>Strike</b>	2-1/4" Full Lip RC (Round Corner)
<b>Certified ANSI/BHMA</b>	A156.2 Series 4000 Grade 2  A156.39 Grade A


Dimensions	A	B	C
<b>Academy</b>	2-9/16"	2-7/16"	4-19/64"
<b>Augusta</b>	2-9/16"	2-1/2"	4-3/4"
<b>Charleston</b>	2-9/16"	2-1/2"	5-3/8"
<b>Delaware</b>	2-9/16"	2-3/4"	4-5/8"
<b>Kincaid</b>	2-9/16"	2-7/16"	4-1/2"
<b>Kincaid Black Insert</b>	2-9/16"	2-7/16"	4-1/2"
<b>Marina</b>	2-9/16"	3-5/16"	4-7/8"
<b>McClure</b>	2-9/16"	2-7/16"	4-3/16"
<b>Milan</b>	2-9/16"	2-7/16"	4-1/16"
<b>Monroe</b>	2-9/16"	2-7/16"	4-5/8"
<b>Norwood</b>	2-9/16"	2-1/2"	4-7/32"
<b>Pacific Beach</b>	2-9/16"	2-7/16"	4-3/4"
<b>Valdosta</b>	2-9/16"	2-1/2"	4-5/8"
<b>Virgo</b>	2-9/16"	2-9/16"	4-1/2"



## HERITAGE COLLECTION GRADE 2 LEVER LOCKSETS

### Decorative Roses

The following decorative roses are available with all Grade 2 lever designs. To order specify by name in ordering string.



Rose Dimensions
<b>Oval</b> 2-9/16" W x 4-7/32" H Center Hole: Knob 15/16" – Lever 1-1/32"
<b>Traditional</b> 2-9/16" W x 4-7/32" H Center Hole: Knob 15/16" – Lever 1-1/32"
<b>Modern</b> 2-9/16" W x 3" H Center Hole: 1-1/32"
<b>Flat Round</b> 2-9/16" Dia Center Hole: 1-1/32"
<b>Flat Square</b> 2-9/16" W x 2-9/16" H Center Hole: 1-1/32"

### Rose Availability by Finish

Rose	605	619	625	626	10BP	BSP
<b>Oval</b>	•	•			•	
<b>Traditional</b>	•	•			•	
<b>Modern</b>		•			•	•
<b>Flat Round</b>		•	•	•	•	•
<b>Flat Square</b>		•	•	•	•	•

**Note:** Decorative roses ship separate as kit.

### Functions and Finishes Available By Grade 2 Lever Design

DESIGN	FUNCTION	NO	605	625	626	609	619	620	GM	BSP	613E	US10BP
	BHMA								Gun Metal	Black Suede		
Academy (AC)	Dummy	81	N/A	N/A	A	A	A	N/A	N/A	N/A	N/A	N/A
	Passage	11	N/A	N/A	A	A	A	N/A	N/A	N/A	N/A	N/A
	One Sided w/plate	61	N/A	N/A	A	A	A	N/A	N/A	N/A	N/A	N/A
	Privacy**	21	N/A	N/A	A	A	A	N/A	N/A	N/A	N/A	N/A
	Entry (Lever/ Lever)**	71	N/A	N/A	A	A	A	N/A	N/A	N/A	N/A	N/A
	Entry (T - Turn)	73	N/A	N/A	A	A	A	N/A	N/A	N/A	N/A	N/A
	Classroom	76	N/A	N/A	A	A	A	N/A	N/A	N/A	N/A	N/A
	Storeroom	79	N/A	N/A	A	A	A	N/A	N/A	N/A	N/A	N/A

\* Bath Function has 625 Polished Chrome Interior

\*\* ADA Push Button Locking

## HERITAGE COLLECTION GRADE 2 LEVER LOCKSETS

### Functions and Finishes Available By Grade 2 Lever Design (cont.)

DESIGN	FUNCTION	NO	605	625	626	609	619	620	GM	BSP	613E	US10BP
	BHMA								Gun Metal	Black Suede		
Augusta (AU)	Dummy	81	A	N/A	A	A	A	N/A	N/A	N/A	A	A
	Passage	11	A	N/A	A	A	A	N/A	N/A	N/A	A	A
	One Sided w/plate	61	A	N/A	A	A	A	N/A	N/A	N/A	A	A
	Privacy**	21	A	N/A	A	A	A	N/A	N/A	N/A	A	A
	Entry (Lever/ Lever)**	71	A	N/A	A	A	A	N/A	N/A	N/A	A	A
	Entry (T - Turn)	73	A	N/A	A	A	A	N/A	N/A	N/A	A	A
	Entry SFIC	74LC	A	N/A	A	A	A	N/A	N/A	N/A	A	A
	Classroom	76	A	N/A	A	A	A	N/A	N/A	N/A	A	A
	Storeroom	79	A	N/A	A	A	A	N/A	N/A	N/A	A	A
Charleston (CH)	Dummy	81	N/A	N/A	A	N/A	A	N/A	N/A	A	A	N/A
	Passage	11	N/A	N/A	A	N/A	A	N/A	N/A	A	A	N/A
	One Sided w/plate	61	N/A	N/A	A	N/A	A	N/A	N/A	A	A	N/A
	Privacy**	21	N/A	N/A	A	N/A	A	N/A	N/A	A	A	N/A
	Entry (Lever/ Lever)**	71	N/A	N/A	A	N/A	A	N/A	N/A	A	A	N/A
	Entry (T - Turn)	73	N/A	N/A	A	N/A	A	N/A	N/A	A	A	N/A
	Classroom	76	N/A	N/A	A	N/A	A	N/A	N/A	A	A	N/A
	Storeroom	79	N/A	N/A	A	N/A	A	N/A	N/A	A	A	N/A
Delaware (DW)	Dummy	81	N/A	A	A	N/A	A	N/A	N/A	A	A	A
	Passage	11	N/A	A	A	N/A	A	N/A	N/A	A	A	A
	One Sided w/plate	61	N/A	A	A	N/A	A	N/A	N/A	A	A	A
	Privacy**	21	N/A	A	A	N/A	A	N/A	N/A	A	A	A
	Bath*	22	N/A	A	A	N/A	A	N/A	N/A	A	A	A
	Entry (Lever/ Lever)**	71	N/A	A	A	N/A	A	N/A	N/A	A	A	A
	Entry (T - Turn)	73	N/A	A	A	N/A	A	N/A	N/A	A	A	A
	Classroom	76	N/A	A	A	N/A	A	N/A	N/A	A	A	A
	Storeroom	79	N/A	A	A	N/A	A	N/A	N/A	A	A	A
Kincaid (KC)	Dummy	81	A	N/A	A	N/A	A	N/A	N/A	A	N/A	N/A
	Passage	11	A	N/A	A	N/A	A	N/A	N/A	A	N/A	N/A
	One Sided w/plate	61	A	N/A	A	N/A	A	N/A	N/A	A	N/A	N/A
	Privacy**	21	A	N/A	A	N/A	A	N/A	N/A	A	N/A	N/A
	Entry (Lever/ Lever)**	71	A	N/A	A	N/A	A	N/A	N/A	A	N/A	N/A
	Entry (T - Turn)	73	A	N/A	A	N/A	A	N/A	N/A	A	N/A	N/A
	Classroom	76	A	N/A	A	N/A	A	N/A	N/A	A	N/A	N/A
	Storeroom	79	A	N/A	A	N/A	A	N/A	N/A	A	N/A	N/A

\* Bath Function has 625 Polished Chrome Interior

\*\* ADA Push Button Locking

## HERITAGE COLLECTION GRADE 2 LEVER LOCKSETS

### Functions and Finishes Available By Grade 2 Lever Design (cont.)

DESIGN	FUNCTION	NO	605	625	626	609	619	620	GM	BSP	613E	US10BP
	BHMA								Gun Metal	Black Suede		
Kincaid Black Insert (KCB)	Dummy	81	A	N/A	N/A	N/A	A	N/A	N/A	N/A	N/A	A
	Passage	11	A	N/A	N/A	N/A	A	N/A	N/A	N/A	N/A	A
	Privacy**	21	A	N/A	N/A	N/A	A	N/A	N/A	N/A	N/A	A
	Entry (Lever/ Lever)**	71	A	N/A	N/A	N/A	A	N/A	N/A	N/A	N/A	A
	Classroom	76	A	N/A	N/A	N/A	A	N/A	N/A	N/A	N/A	A
	Storeroom	79	A	N/A	N/A	N/A	A	N/A	N/A	N/A	N/A	A
Marina (MA)	Dummy	81	N/A	A	A	N/A	A	N/A	A	N/A	A	A
	Passage	11	N/A	A	A	N/A	A	N/A	A	N/A	A	A
	One Sided w/plate	61	N/A	A	A	N/A	A	N/A	A	N/A	A	A
	Privacy*	21	N/A	A	A	N/A	A	N/A	A	N/A	A	A
	Bath*	22	N/A	A	A	N/A	A	N/A	A	N/A	A	A
	Entry (Lever/ Lever)**	71	N/A	A	A	N/A	A	N/A	A	N/A	A	A
	Entry (T - Turn)	73	N/A	A	A	N/A	A	N/A	A	N/A	A	A
	Classroom	76	N/A	A	A	N/A	A	N/A	A	N/A	A	A
	Storeroom	79	N/A	A	A	N/A	A	N/A	A	N/A	A	A
McClure (MC)	Dummy	81	A	N/A	A	N/A	A	A	N/A	N/A	A	A
	Passage	11	A	N/A	A	N/A	A	A	N/A	N/A	A	A
	One Sided w/plate	61	A	N/A	A	N/A	A	A	N/A	N/A	A	A
	Privacy**	21	A	N/A	A	N/A	A	A	N/A	N/A	A	A
	Entry (Lever/ Lever)**	71	A	N/A	A	N/A	A	A	N/A	N/A	A	A
	Entry (T - Turn)	73	A	N/A	A	N/A	A	A	N/A	N/A	A	A
	Classroom	76	A	N/A	A	N/A	A	A	N/A	N/A	A	A
	Storeroom	79	A	N/A	A	N/A	A	A	N/A	N/A	A	A
Milan (MN)	Dummy	81	A	A	A	N/A	A	N/A	N/A	N/A	N/A	N/A
	Passage	11	A	A	A	N/A	A	N/A	N/A	N/A	N/A	N/A
	One Sided w/plate	61	A	A	A	N/A	A	N/A	N/A	N/A	N/A	N/A
	Privacy**	21	A	A	A	N/A	A	N/A	N/A	N/A	N/A	N/A
	Bath*	22	A	A	A	N/A	A	N/A	N/A	N/A	N/A	N/A
	Entry (Lever/ Lever)**	71	A	A	A	N/A	A	N/A	N/A	N/A	N/A	N/A
	Entry (T - Turn)	73	A	A	A	N/A	A	N/A	N/A	N/A	N/A	N/A
	Classroom	76	A	A	A	N/A	A	N/A	N/A	N/A	N/A	N/A
	Storeroom	79	A	A	A	N/A	A	N/A	N/A	N/A	N/A	N/A

\* Bath Function has 625 Polished Chrome Interior

\*\* ADA Push Button Locking

## HERITAGE COLLECTION GRADE 2 LEVER LOCKSETS

### Functions and Finishes Available By Grade 2 Lever Design (cont.)

DESIGN	FUNCTION	NO	605	625	626	609	619	620	GM	BSP	613E	US10BP
	BHMA								Gun Metal	Black Suede		
Monroe (MO)	Dummy	81	A	N/A	A	N/A	A	N/A	N/A	A	A	N/A
	Passage	11	A	N/A	A	N/A	A	N/A	N/A	A	A	N/A
	One Sided w/plate	61	A	N/A	A	N/A	A	N/A	N/A	A	A	N/A
	Privacy**	21	A	N/A	A	N/A	A	N/A	N/A	A	A	N/A
	Entry (Lever/ Lever)**	71	A	N/A	A	N/A	A	N/A	N/A	A	A	N/A
	Entry (T - Turn)	73	A	N/A	A	N/A	A	N/A	N/A	A	A	N/A
	Classroom	76	A	N/A	A	N/A	A	N/A	N/A	A	A	N/A
	Storeroom	79	A	N/A	A	N/A	A	N/A	N/A	A	A	N/A
Norwood (NW)	Dummy	81	A	A	A	A	A	A	A	A	A	A
	Passage	11	A	A	A	A	A	A	A	A	A	A
	One Sided w/plate	61	A	A	A	A	A	A	A	A	A	A
	Privacy**	21	A	A	A	A	A	A	A	A	A	A
	Bath*	22	A	A	A	A	A	A	A	A	A	A
	Entry (Lever/ Lever)**	71	A	A	A	A	A	A	A	A	A	A
	Entry (T - Turn)	73	A	A	A	A	A	A	A	A	A	A
	Classroom	76	A	A	A	A	A	A	A	A	A	A
Pacific Beach (PB)	Storeroom	79	A	A	A	A	A	A	A	A	A	A
	Dummy	81	A	A	A	A	A	N/A	N/A	N/A	A	N/A
	Passage	11	A	A	A	A	A	N/A	N/A	N/A	A	N/A
	One Sided w/plate	61	A	A	A	A	A	N/A	N/A	N/A	A	N/A
	Privacy**	21	A	A	A	A	A	N/A	N/A	N/A	A	N/A
	Bath*	22	A	A	A	A	A	N/A	N/A	N/A	A	N/A
	Entry (Lever/ Lever)**	71	A	A	A	A	A	N/A	N/A	N/A	A	N/A
	Entry (T - Turn)	73	A	A	A	A	A	N/A	N/A	N/A	A	N/A
	Classroom	76	A	A	A	A	A	N/A	N/A	N/A	A	N/A
	Storeroom	79	A	A	A	A	A	N/A	N/A	N/A	A	N/A

\* Bath Function has 625 Polished Chrome Interior

\*\* ADA Push Button Locking

## HERITAGE COLLECTION GRADE 2 LEVER LOCKSETS

### Functions and Finishes Available By Grade 2 Lever Design (cont.)

DESIGN	FUNCTION	NO	605	625	626	609	619	620	GM	BSP	613E	US10BP
	BHMA								Gun Metal	Black Suede		
Valdosta (VL)	Dummy	81	N/A	A	A	N/A	A	N/A	N/A	A	A	A
	Passage	11	N/A	A	A	N/A	A	N/A	N/A	A	A	A
	One Sided w/plate	61	N/A	A	A	N/A	A	N/A	N/A	A	A	A
	Privacy**	21	N/A	A	A	N/A	A	N/A	N/A	A	A	A
	Bath*	22	N/A	A	A	N/A	A	N/A	N/A	A	A	A
	Entry (Lever/ Lever)**	71	N/A	A	A	N/A	A	N/A	N/A	A	A	A
	Entry (T - Turn)	73	N/A	A	A	N/A	A	N/A	N/A	A	A	A
	Classroom	76	N/A	A	A	N/A	A	N/A	N/A	A	A	A
	Storeroom	79	N/A	A	A	N/A	A	N/A	N/A	A	A	A
Valdosta SQR Rose (VLSQ)	Dummy	81	N/A	A	A	N/A	A	N/A	N/A	A	N/A	N/A
	Passage	11	N/A	A	A	N/A	A	N/A	N/A	A	N/A	N/A
	One Sided w/plate	61	N/A	A	A	N/A	A	N/A	N/A	A	N/A	N/A
	Privacy**	21	N/A	A	A	N/A	A	N/A	N/A	A	N/A	N/A
	Bath*	22	N/A	A	A	N/A	A	N/A	N/A	A	N/A	N/A
	Entry (Lever/ Lever)**	71	N/A	A	A	N/A	A	N/A	N/A	A	N/A	N/A
	Entry (T - Turn)	73	N/A	A	A	N/A	A	N/A	N/A	A	N/A	N/A
	Classroom	76	N/A	A	A	N/A	A	N/A	N/A	A	N/A	N/A
	Storeroom	79	N/A	A	A	N/A	A	N/A	N/A	A	N/A	N/A
Virgo (VG)	Dummy	81	A	A	A	N/A	A	A	N/A	A	A	A
	Passage	11	A	A	A	N/A	A	A	N/A	A	A	A
	One Sided w/plate	61	A	A	A	N/A	A	A	N/A	A	A	A
	Privacy**	21	A	A	A	N/A	A	A	N/A	A	A	A
	Bath*	22	N/A	N/A	N/A	N/A	N/A	A	N/A	N/A	A	A
	Entry (Lever/ Lever)**	71	A	A	A	N/A	A	A	N/A	A	A	A
	Entry (T - Turn)	73	A	A	A	N/A	A	A	N/A	A	A	A
	Classroom	76	A	A	A	N/A	A	A	N/A	A	A	A
	Storeroom	79	A	A	A	N/A	A	A	N/A	A	A	A

\* Bath Function has 625 Polished Chrome Interior

\*\* ADA Push Button Locking

## HERITAGE COLLECTION GRADE 2 LEVER LOCKSETS

### Fire Listing

Specify "UL" for locksets with 90 Minute listing 

### Handing

Heritage Collection Grade 2 levers are designed to be reversible to eliminate handing (except for the single dummy, Function #81, and entry functions (Function #72). For the single dummy (Function #81) and entry functions (Function #72), please specify handing either right hand (RH) or left hand (LH) when ordering these functions, or when ordering split finishes. See page 56 for how to determine handing.

Parts	
Part Number	Description
YR073003	Accessory Stemmed Dummy Plate (allows a Dummy with Stems to be created from 2 standard Dummy Trims)
YR076100	Extension Kit 2" to 2-1/4" (Passage)

Options	
<b>Page 26</b>	Grade 2 Latches
<b>Page 50</b>	Strikes
<b>Page 51</b>	Additional keying options
<b>Page 52</b>	Cylinder options

## HERITAGE COLLECTION GRADE 2 LEVER LOCKSETS

### How To Order

Function	Lever Design	Rose Design	Finish	Handing	Cylinder (Keyway)	Latch (backset & RC or SC)	Strike	Keying (MK, GMK) (Provide detail)
81	AC	Standard	605	RH	KW-1	RCADJ	Full Lip RC YR02000 (standard)	KD
11	AU	Oval	609	LH	SC-1	SCADJ	Full Lip SC YR02001	KA
61	CH	Traditional	10BP		PARA	RC 2-3/8"	T-strike YR02020	MK
21	DW	Modern	613E			RC 2-3/4"	ANSI YR02030	GMK
22	KC	Flat Round	619			SC 2-3/8"		BGMK
71	MA	Flat Square	620			SC 2-3/4"		
73	MC		625					
74LC	MN		626					
76	MO		GM					
79	NW		BSP					
	PB							
	VL							
	VG							





### Example:

Function	Lever Design	Rose Design	Finish	Handing	Cylinder (Keyway)	Latch (backset & RC or SC)	Strike	Keying (MK, GMK) (Provide detail)
71	MO	Flat Round	626	LH	KW-1	RCADJ	TSTRIKE	KA









HERITAGE COLLECTION GRADE 2

KNOB LOCKSETS

The Heritage Collection Grade 2 continues a legacy of distinctive design, high manufacturing standards and demanding performance. The Heritage Collection Grade 2 leverages years of engineering refinement with artful execution to offer a series of ANSI Grade 2 superior light commercial quality locks that will beautifully serve any home for generations. They offer superior functionality such as push-button locking and removable knobs for simple re-keying.

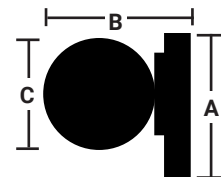
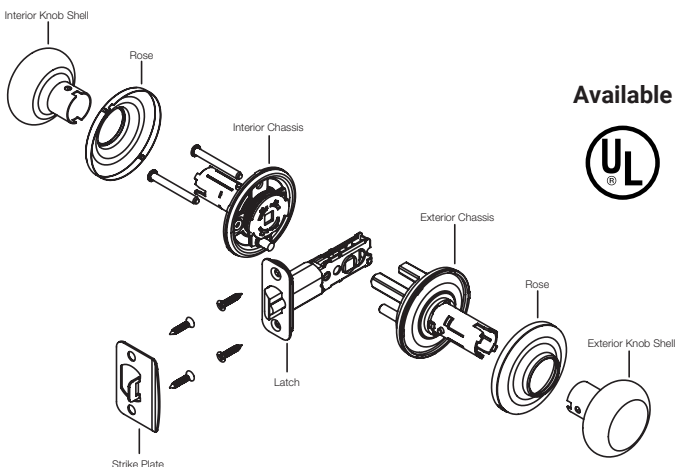
Bridgeport (BP)	Dartmouth (DM)
	
Cambridge (CB)	Oxford (XF)
	

## HERITAGE COLLECTION GRADE 2 KNOB LOCKSETS

Functions		
Function	No.	Description
	80	DUMMY: For doors where only pull is required.
	10	PASSAGE: Latchbolt is operated by either knob at all times.
	60	ONE SIDED W/PLATE: Latchbolt is operated by knob on one side only.
	20	PRIVACY: Latchbolt is operated by either knob except when inside knob is locked by push button. Push button is released by special emergency key on outside or by turning inside knob.
	26	BATHROOM: Same function as 20 privacy with 625 finish on interior knob.
	70	ENTRY: Guarded latchbolt operated from outside by key; inside by knob. Push button locks outside knob. Outside knob unlocks by key or by turning inside knob.
	75	CLASSROOM: Guarded latchbolt operated by either knob except when outside knob is locked by out side key. Inside knob is always free.
	78	STOREROOM: Guarded latchbolt operated from outside knob by key; inside by knob. Outside knob fixed until cylinder is unlocked by key. Key captured until cylinder is locked. Inside knob is always free.

Product Specifications	
<b>Door Specs</b>	2-1/8" Face Bore, 1" Edge Bore, 2-3/8" or 2-3/4" Backset Latch Face 1" x 2-1/4" RC (Round corner; Square corner optional)
<b>Latch</b>	Adjustable 2-3/8" to 2-3/4" RC (Round Corner)
<b>Door Thickness</b>	1-3/8" to 1-3/4"
<b>Cylinder</b>	6 Pin KW-1 Standard (SC-1 Optional)
<b>Keying</b>	KA3 (Keyed Alike)
<b>Faceplate</b>	1" W x 2-1/4" H RC (Round Corner)
<b>Strike</b>	2-1/4" Full Lip RC (Round Corner)
<b>Certified ANSI/BHMA</b>	A156.39 Grade A <b>BHMA</b>

Dimensions	A	B	C
<b>Bridgeport</b>	2-9/16"	2-9/16"	2"
<b>Oxford</b>	2-9/16"	2-1/4"	2-1/8"
<b>Cambridge</b>	2-9/16"	2-1/4"	2-5/64"
<b>Dartmouth</b>	2-9/16"	2-3/8"	2-1/2"



## HERITAGE COLLECTION GRADE 2 KNOB LOCKSETS

### Decorative Roses

The following decorative roses are available with all Grade 2 knob designs. To order specify by name in ordering string.



Rose Dimensions
<b>Oval</b> 2-9/16" W x 4-7/32" H Center Hole: Knob 15/16" – Lever 1-1/32"
<b>Traditional</b> 2-9/16" W x 4-7/32" H Center Hole: Knob 15/16" – Lever 1-1/32"
<b>Modern</b> 2-9/16" W x 3" H Center Hole: 1-1/32"
<b>Flat Square</b> 2-9/16" W x 2-9/16" H Center Hole: 1-1/32"

### Rose Availability by Finish

Roses	605	619	625	626	10BP	BSP
<b>Oval</b>	•	•			•	
<b>Traditional</b>	•	•			•	
<b>Modern</b>		•			•	•
<b>Flat Square</b>		•	•	•	•	•

**Note:** Decorative roses ship separate as kit.

### Functions and Finishes Available By Grade 2 Knob Design

DESIGN	FUNCTION	NO	605	626	609	619	GM	BSP	625	620	613E	10BP
	BHMA						Gun Metal	Black Suede				
Bridgeport (BP)	Dummy	80	A	A	N/A	A	N/A	N/A	A	N/A	N/A	N/A
	One Sided w/plate	60	A	A	N/A	A	N/A	N/A	A	N/A	N/A	N/A
	Passage	10	A	A	N/A	A	N/A	N/A	A	N/A	N/A	N/A
	Privacy	20	A	A	N/A	A	N/A	N/A	A	N/A	N/A	N/A
	Bath*	26	A	A	N/A	A	N/A	N/A	A	N/A	N/A	N/A
	Entry	70	A	A	N/A	A	N/A	N/A	A	N/A	N/A	N/A
	Classroom	75	A	A	N/A	A	N/A	N/A	A	N/A	N/A	N/A
	Storeroom	78	A	A	N/A	A	N/A	N/A	A	N/A	N/A	N/A
Cambridge (CB)	Dummy	80	A	A	A	A	A	A	A	A	A	A
	One Sided w/plate	60	A	A	A	A	A	A	A	A	A	A
	Passage	10	A	A	A	A	A	A	A	A	A	A
	Privacy	20	A	A	A	A	A	A	A	A	A	A
	Bath*	26	A	A	A	A	A	A	N/A	A	A	A
	Entry	70	A	A	A	A	A	A	A	A	A	A
	Classroom	75	A	A	A	A	A	A	A	A	A	A
	Storeroom	78	A	A	A	A	A	A	A	A	A	A

## HERITAGE COLLECTION GRADE 2 KNOB LOCKSETS

### Functions and Finishes Available By Grade 2 Knob Design (cont.)

DESIGN	FUNCTION	NO	605	626	609	619	GM	BSP	625	620	613E	10BP
	BHMA						Gun Metal	Black Suede				
Dartmouth (DM)	Dummy	80	A	N/A	N/A	A	A	A	N/A	N/A	A	A
	One Sided w/plate	60	A	N/A	N/A	A	A	A	N/A	N/A	A	A
	Passage	10	A	N/A	N/A	A	A	A	N/A	N/A	A	A
	Privacy	20	A	N/A	N/A	A	A	A	N/A	N/A	A	A
	Entry	70	A	N/A	N/A	A	A	A	N/A	N/A	A	A
	Classroom	75	A	N/A	N/A	A	A	A	N/A	N/A	A	A
	Storeroom	78	A	N/A	N/A	A	A	A	N/A	N/A	A	A
Oxford (XF)	Dummy	80	A	N/A	A	A	N/A	N/A	N/A	N/A	N/A	A
	One Sided w/plate	60	A	N/A	A	A	N/A	N/A	N/A	N/A	N/A	A
	Passage	10	A	N/A	A	A	N/A	N/A	N/A	N/A	N/A	A
	Privacy	20	A	N/A	A	A	N/A	N/A	N/A	N/A	N/A	A
	Entry	70	A	N/A	A	A	N/A	N/A	N/A	N/A	N/A	A
	Classroom	75	A	N/A	A	A	N/A	N/A	N/A	N/A	N/A	A
	Storeroom	78	A	N/A	A	A	N/A	N/A	N/A	N/A	N/A	A

# HERITAGE COLLECTION GRADE 2 KNOB LOCKSETS

## Fire Listing

Specify "UL" for locksets with 90 Minute listing 

Parts	
Part Number	Description
YR073003	Accessory Stemmed Dummy Plate (allows a Dummy with Stems to be created from 2 standard Dummy Trims)
YR076100	Extension Kit 2" to 2-1/4" (Passage)

Options	
Page 26	Grade 2 Latches
Page 50	Strikes
Page 51	Additional keying options
Page 52	Cylinder options

## How To Order





Function	Knob Design	Rose Design	Finish	Cylinder (Keyway)	Latch (backset & RC or SC)	Strike	Keying (MK, GMK) (Provide detail)
80	BP	Standard	605	KW-1	RCADJ	Full Lip RC YR02000 (standard)	KD
10	CB	Oval	609	SC-1	SCADJ	Full Lip SC YR02001	KA
60	DM	Traditional	10BP	PARA	RC 2-3/8"	T-strike YR02020	MK
20	XF	Modern	613E		RC 2-3/4"	ANSI YR02030	GMK
26		Flat Square	619		SC 2-3/8"		BGMK
70			620		SC 2-3/4"		
75			625				
78			626				
			GM				
			BSP				

## Example:




Function	Knob Design	Rose Design	Finish	Cylinder (Keyway)	Latch (backset & RC or SC)	Strike	Keying (MK, GMK) (Provide detail)
70	CB	Oval	BSP	SC-1	SCADJ	ANSI	KA

## HERITAGE COLLECTION GRADE 2 DEADBOLTS

Appreciate our focus on functionality with these finely designed Heritage Collection Grade 2 deadbolts. The Premier Deadbolt “face-removable” design provides easy access to the solid brass cylinder without having to remove the deadbolt from the door. This is a significant benefit to multi-family and multi-unit projects commonly requiring re-keying. The Select Deadbolt offers ANSI Grade 2 strength and security with standard access to the cylinder.

<b>82 Premier</b> Single Cylinder	<b>83 Select</b> Single Cylinder
	
<b>85 Select</b> Double Cylinder	<b>87</b> One Sided with Plate
	

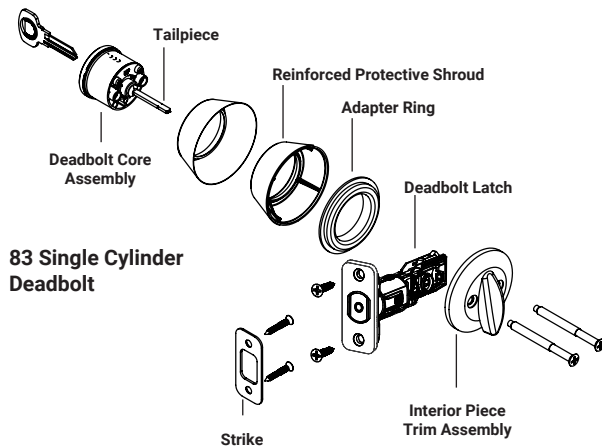
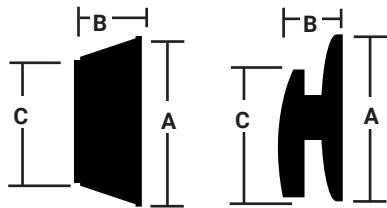
## HERITAGE COLLECTION GRADE 2 DEADBOLTS

Functions		
Function	No.	Description
	82 83	SINGLE CYLINDER: Latch operated from outside by key, inside by T turn.
	85	DOUBLE CYLINDER: Latch operated on either side by key. Concealed screws.
	87	ONE SIDED DEADBOLT WITH PLATE: No cylinder. Latch operated by the T-turn on the inside. For doors bored completely through.

Dimensions	A	B	C
82 Single Exterior	2-19/32"	1-1/8"	2"
82 Single Interior	2-1/2"	1-7/8"	2"
83 Single Exterior	2-1/2"	1"	1-7/8"
83 Single Interior	2-1/2"	1-7/8"	2"

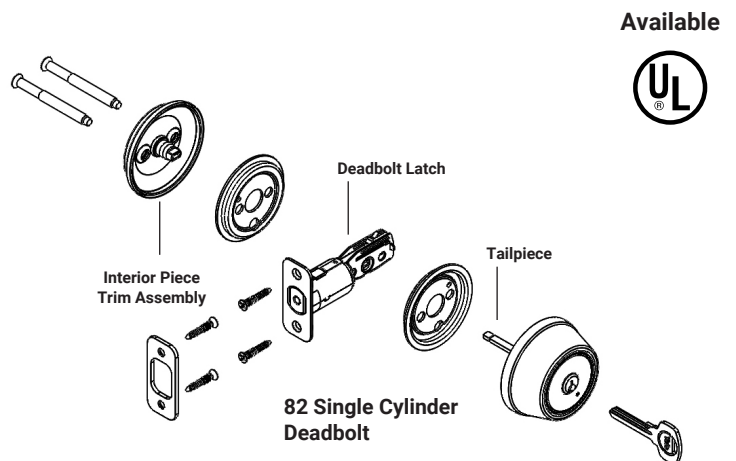
Product Specifications	
<b>Door Specs</b>	2-1/8" Face Bore, 1" Edge Bore, 2-3/8" or 2-3/4" Backset Latch Face 1" x 2-1/4" RC (Round corner; Square corner optional)
<b>Latch</b>	Adjustable 2-3/8" or 2-3/4" RC (Round Corner)
<b>Door Thickness</b>	1-3/8" to 1-3/4" 2" to 2-1/4" Requires ext. Kit 07600* 83 Single Cylinder Select Series Only
<b>Cylinder</b>	6 Pin KW-1 Standard (SC-1 Optional)
<b>Keying</b>	KA3 (Keyed Alike)
<b>Faceplate</b>	1" W x 2-1/4" H RC (Round Corner)
<b>Strike</b>	1" x 2-1/4" RC RC (Round Corner)
<b>Certified ANSI/BHMA</b>	A156.36 Grade 2  A156.40 Grade B

Meets ADA Guidelines 



### Fire Listing

Specify "UL" for locksets with 90 Minute listing 



Options	
<b>Page 26</b>	Grade 2 Latches
<b>Page 51</b>	Additional keying options
<b>Page 52</b>	Para cylinder options (Not available for 85 deadbolt)

## HERITAGE COLLECTION GRADE 2 DEADBOLTS

### Functions and Finishes Available By Grade 2 Deadbolts Design

DESIGN	Deadbolts	NO	605	625	626	609	619	620	GM	BSP	613E	10BP
									Gun Metal	Black Suede		
Premier	Single Cyl	82	A	A	A	A	A	A	A	A	A	A
Premier Series features: Removable Cylinders without removing deadbolt from door, includes high security strike.												
Select	Single Cyl	83	A	A	A	A	A	A	A	A	A	A
	Double Cyl	85	A	A	A	A	A	A	A	A	A	A
	One Sided w/plate	87	A	A	A	A	A	A	N/A	N/A	N/A	N/A

### How To Order

Function	Finish	Cylinder (Keyway)	Latch (backset & RC or SC)	Strike	Keying (MK, GMK) (Provide detail)
82	605	KW-1	RCADJ	Full Lip RC YR02000 (standard)	KD
83	609	SC-1	SCADJ	Full Lip SC YR02001	KA
85	10BP	PARA	RC 2-3/8"	T-strike YR02020	MK
87	613E		RC 2-3/4"	ANSI YR02030	GMK
	619		SC 2-3/8"		BGMK
	620		SC 2-3/4"		
	625				
	626				
	GM				
	BSP				

### Example:

Function	Finish	Cylinder (Keyway)	Latch (backset & RC or SC)	Strike	Keying (MK, GMK) (Provide detail)
83	620	PARA	RCADJ	FULL LIP RC	MK

## HERITAGE COLLECTION GRADE 2 LATCHES

Interior Spring Latches	Description	Dimension	Corner Specs	Model No
	2 3/8" Spring Latch	1" x 2-1/4"	Square Corner	YR01D05*
	2 3/8" Spring Latch	1" x 2-1/4"	Round Corner	YR01D02*
	2 3/4" Spring Latch	1" x 2-1/4"	Square Corner	YR01D06*
	2 3/4" Spring Latch	1" x 2-1/4"	Round Corner	YR01D08*
	2 3/8" Spring Drive-In Latch	1" Dia.	N/A	YR01D11*
	2 3/4" Spring Drive-In Latch	1" Dia.	N/A	YR01D13*
	2 3/8"-2 3/4" Adj. Spring Latch	1" x 2-1/4"	Square Corner	YR01D17*
	2 3/8"-2 3/4" Adj. Spring Latch	1" x 2-1/4"	Round Corner	YR01D14*
	2 3/8"-2 3/4" Adj. Spring Dr. In Latch	1" Dia.	N/A	YR01D71*
Exterior Deadlocking Latches	Description	Dimension	Corner Specs	Model No
	2 3/8" Deadlocking Latch	1" x 2-1/4"	Square Corner	YR01D25*
	2 3/8" Deadlocking Latch	1" x 2-1/4"	Round Corner	YR01D22*
	2 3/4" Deadlocking Latch	1" x 2-1/4"	Square Corner	YR01D26*
	2 3/4" Deadlocking Latch	1" x 2-1/4"	Round Corner	YR01D28*
	2 3/8" Deadlocking Dr. In Latch	1" Dia.	N/A	YR01D32*
	2 3/4" Deadlocking Dr. In Latch	1" Dia.	N/A	YR01D34*
	2 3/8"-2 3/4" Adj. Deadlocking Latch	1" x 2-1/4"	Square Corner	YR01D30*
	2 3/8"-2 3/4" Adj. Deadlocking Latch	1" x 2-1/4"	Round Corner	YR01D31*
	2 3/8"-2 3/4" Adj. Deadlocking Dr. In Latch	1" Dia.	N/A	YR01D33*
Adjustable Deadbolt Latches	Description	Dimension	Corner Specs	Model No
	2 3/8"-2 3/4" Adj. Deadbolt Latch		Square Corner	YR01D44*
	2 3/8"-2 3/4" Adj. Deadbolt Latch		Round Corner	YR01D41*
	2 3/8"-2 3/4" Adj. Deadbolt Drive-In Latch	1" Dia.	N/A	YR01D47*

\*Specify finish when ordering








## HERITAGE COLLECTION GRADE 3 LEVER LOCKSETS

Doors Require Blocking

With concealed holding screws, and a strengthened square spindle, Heritage Collection Grade 3 products reflect an outstanding commitment to quality. Like the Heritage Collection Grade 3 knobs, the levers are exquisitely designed. With free-flowing curves and smooth edges, the Mesa, Niagara, Prairie, Savannah, Vernal, Vidalia, and Woodland levers offer impeccable elegance at an exceptional price.

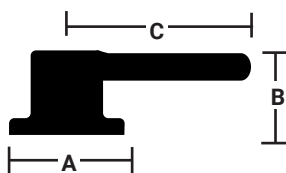
Mesa (ML)	Niagara (NL)	Prairie (PL)
		
Savannah (SL)	Vernal (VE)	Vidalia (VI)
		
Vidalia (VISQ) (Square Rose)	Woodland (WL)	
		

## HERITAGE COLLECTION GRADE 3 LEVER LOCKSETS

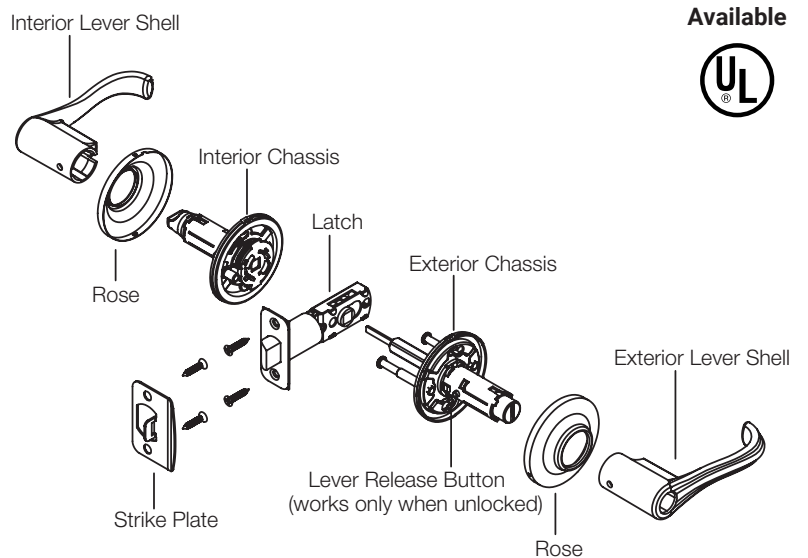
Functions		
Function	No.	Description
	81	DUMMY: For doors where only pull is required. (handing required)
	101*	PASSAGE: Latchbolt is operated by either lever at all times. (non-handed)
	161	ONE SIDED W/PLATE: Latchbolt is operated by lever on one side only. (handing required)
	201	PRIVACY: Latchbolt is operated by either lever except when inside lever is locked by turn button. A coin turn releases turn button and unlocks outside lever. (non-handed)
	221	BATHROOM: Same function as 201 privacy with 625 finish on interior lever. (handing required)
	701	ENTRY (KNOB/LEVER): Guarded latch bolt operated from outside by key; inside by lever. Turn button locks out side knob. Outside knob unlocks by key or by turning inside turn button.
	771	ENTRY (LEVER/LEVER): Guarded latch bolt operated from outside lever by key. Inside by lever. Turn button locks both levers. Levers unlock by key or by turning inside turn button.

See page 56 for how to determine handing.

Dimensions	A	B	C
Mesa	2-9/16"	2-3/8"	3-1/4"
Niagara	2-9/16"	2-1/2"	4-7/32"
Savannah	2-9/16"	2-1/4"	3-7/8"
Prairie	2-9/16"	2-7/16"	4-19/64"
Vernal	2-9/16"	2-9/16"	4-1/2"
Vidalia	2-9/16"	2-1/2"	4-5/8"
Woodland	2-9/16"	2-5/8"	3-7/8"



Product Specifications	
<b>Door Specs</b>	2-1/8" Face Bore, 1" Edge Bore, 2-3/8" or 2-3/4" Backset Latch Face 1" x 2-1/4" Round corner (Square corner optional)
<b>Latch</b>	Adjustable 2-3/8" or 2-3/4" RC (round corner)
<b>Door Thickness</b>	1-3/8" to 1-3/4"
<b>Cylinder</b>	5 Pin KW-1 Cylinder Standard (SC-1 Optional)
<b>Keying</b>	KA3 (Keyed Alike)
<b>Faceplate</b>	1" W x 2-1/4" H RC (Round Corner)
<b>Strike</b>	2-1/4" Full Lip RC (Round Corner)
<b>Designed to Meet ANSI/BHMA</b>	A156.2 Series 4000 Grade 3 A156.39 Grade B



Available



## HERITAGE COLLECTION GRADE 3 LEVER LOCKSETS

### Decorative Roses

The following decorative roses are available with all Grade 3 lever designs. To order specify by name in ordering string.

Flat Round



Flat Square



Modern



#### Rose Dimensions

**Flat Round** 2-9/16" Dia  
Center Hole: 1-1/32"

**Flat Square** 2-9/16" W x 2-9/16" H  
Center Hole: 1-1/32"

**Modern** 2-9/16" W x 3" H  
Center Hole: 1-1/32"

### Rose Availability by Finish

Roses	619	625	626	10BP	BSP
Flat Round	•	•	•	•	•
Flat Square	•	•	•	•	•
Modern	•			•	•

Note: Decorative roses ship separate as kit.

### Functions Available By Lever Design

LEVERS	DESIGN	FUNCTION	605	626	609	619	GM	BSP	625	620	613E	10BP
Featuring Quick Install Design		BHMA				Gun Metal	Black Suede					
Mesa (ML) Not available 771 lever x lever entry	Dummy	81	N/A	A	A	A	N/A	N/A	N/A	N/A	A	N/A
	Passage	101	N/A	A	A	A	N/A	N/A	N/A	N/A	A	N/A
	One Sided w/ plate	161	N/A	A	A	A	N/A	N/A	N/A	N/A	A	N/A
	Privacy	201	N/A	A	A	A	N/A	N/A	N/A	N/A	A	N/A
	Entry (Knob/ Lever)	701	N/A	A	A	A	N/A	N/A	N/A	N/A	A	N/A
Niagara (NL)	Dummy	81	A	A	A	A	A	A	A	A	A	A
	Passage	101	A	A	A	A	A	A	A	A	A	A
	One Sided w/ plate	161	A	A	A	A	A	A	A	A	A	A
	Privacy	201	A	A	A	A	A	A	A	A	A	A
	Bath*	221	A	A	A	A	A	A	A	A	A	A
	Entry (Lever/ Lever)	771	A	A	A	A	A	A	A	A	A	A

\*Bath Function has 625 Polished Chrome Interior

## HERITAGE COLLECTION GRADE 3 LEVER LOCKSETS

### Functions Available By Lever Design (cont.)

LEVERS	DESIGN	FUNCTION	605	626	609	619	GM	BSP	625	620	613E	10BP
Featuring Quick Install Design		BHMA				Gun Metal	Black Suede					
Prairie (PL)	Dummy	81	N/A	A	A	A	N/A	N/A	A	N/A	N/A	N/A
	Passage	101	N/A	A	A	A	N/A	N/A	A	N/A	N/A	N/A
	One Sided w/ plate	161	N/A	A	A	A	N/A	N/A	A	N/A	N/A	N/A
	Privacy	201	N/A	A	A	A	N/A	N/A	A	N/A	N/A	N/A
	Bath*	221	N/A	A	A	A	N/A	N/A	N/A	N/A	N/A	N/A
	Entry (Lever/ Lever)	771	N/A	A	A	A	N/A	N/A	A	N/A	N/A	N/A
Savannah (SL)	Dummy	81	A	A	A	A	A	A	A	A	A	A
	Passage	101	A	A	A	A	A	A	A	A	A	A
	One Sided w/ plate	161	A	A	A	A	A	A	A	A	A	A
	Privacy	201	A	A	A	A	A	A	A	A	A	A
	Bath*	221	A	A	A	A	A	A	N/A	A	A	A
	Entry (Lever/ Lever)	771	A	A	A	A	A	A	A	A	A	A
Vernal (VE)	Dummy	81	N/A	A	N/A	A	N/A	A	N/A	N/A	A	A
	Passage	101	N/A	A	N/A	A	N/A	A	N/A	N/A	A	A
	One Sided w/ plate	161	N/A	A	N/A	A	N/A	A	N/A	N/A	A	A
	Privacy	201	N/A	A	N/A	A	N/A	A	N/A	N/A	A	A
	Entry (Lever/ Lever)	771	N/A	A	N/A	A	N/A	A	N/A	N/A	A	A
Vidalia (VI)	Dummy	81	N/A	A	N/A	A	N/A	A	A	N/A	N/A	A
	Passage	101	N/A	A	N/A	A	N/A	A	A	N/A	N/A	A
	One Sided w/ plate	161	N/A	A	N/A	A	N/A	A	A	N/A	N/A	A
	Privacy	201	N/A	A	N/A	A	N/A	A	A	N/A	N/A	A
	Bath*	221	N/A	A	N/A	A	N/A	A	A	N/A	N/A	A
	Entry (Lever/ Lever)	771	N/A	A	N/A	A	N/A	A	A	N/A	N/A	A

\*Bath Function has 625 Polished Chrome Interior

## HERITAGE COLLECTION GRADE 3 LEVER LOCKSETS

### Functions Available By Lever Design (cont.)

LEVERS	DESIGN	FUNCTION	605	626	609	619	GM	BSP	625	620	613E	10BP
Featuring Quick Install Design		BHMA				Gun Metal	Black Suede					
Vidalia SQR Rose (VISQ)	Dummy	81	N/A	N/A	N/A	A	N/A	A	N/A	N/A	N/A	A
	Passage	101	N/A	N/A	N/A	A	N/A	A	N/A	N/A	N/A	A
	One Sided w/ plate	161	N/A	N/A	N/A	A	N/A	A	N/A	N/A	N/A	A
	Privacy	201	N/A	N/A	N/A	A	N/A	A	N/A	N/A	N/A	A
	Bath*	221	N/A	N/A	N/A	A	N/A	A	N/A	N/A	N/A	A
	Entry (Lever/ Lever)	771	N/A	N/A	N/A	A	N/A	A	N/A	N/A	N/A	A
Woodland (WL)	Dummy	81	A	A	A	A	A	A	A	A	A	A
	Passage	101	A	A	A	A	A	A	A	A	A	A
	One Sided w/ plate	161	A	A	A	A	A	A	A	A	A	A
	Privacy	201	A	A	A	A	A	A	A	A	A	A
	Bath*	221	A	A	A	A	A	A	A	A	A	A
	Entry (Lever/ Lever)	771	A	A	A	A	A	A	A	A	A	A

\*Bath Function has 625 Polished Chrome Interior

### Fire Listing

Specify "UL" for locksets with 90 Minute listing 

Options	
<b>Page 40</b>	Grade 3 Latches
<b>Page 50</b>	Strikes
<b>Page 51</b>	Additional keying options

**Note:** All Heritage Collection Grade 3 entry 701 function leversets will be shipped with the Cirrus knob exterior unless otherwise specified. Heritage Collection Grade 3 levers are designed to be reversible to eliminate handing errors (except for the single dummy function #81, and entry function #701). For the single dummy (function #81) and entry functions (function #701), please specify handing either right hand (RH) or left hand (LH) when ordering these functions, or when ordering split finishes.

## HERITAGE COLLECTION GRADE 3 LEVER LOCKSETS

### How To Order

Function	Lever Design	Rose Design	Finish	Handing	Cylinder (Keyway)	Latch (backset & RC or SC)	Strike	Keying (MK, GMK) (Provide detail)
81	ML	Standard	605	RH	KW-1	RCADJ	Full Lip RC YR02000 (standard)	KD
101	NL	Flat Round	609	LH	SC-1	SCADJ	Full Lip SC YR02001	KA
161	PL	Flat Square	10BP		PARA	RC 2-3/8"	T-strike YR02020	MK
201	SL	Modern	613E			RC 2-3/4"	ANSI YR02030	GMK
221	VE		619			SC 2-3/8"		BGMK
771	VI		620			SC 2-3/4"		
	WL		625					
			626					
			GM					
			BSP					

### Example:






Function	Lever Design	Rose Design	Finish	Handing	Cylinder (Keyway)	Latch (backset & RC or SC)	Strike	Keying (MK, GMK) (Provide detail)
771	ML	Flat Round	609	RH	KW-1	SCADJ	T STRIKE	KA

HERITAGE COLLECTION GRADE 3







KNOB LOCKSETS

Doors Require Blocking

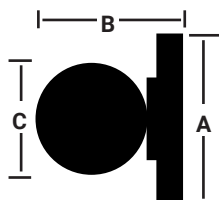
The ASSA ABLOY ACCENTRA® standard duty knobs from the Heritage Collection Grade 3 series offer outstanding strength, durability and simple, elegant designs highlighted by natural curves for comfort and ease of turning. The Cirrus, Horizon, Oasis, Terra, and Valley knobs are built to the highest quality standards. These products are built on a steel Grade 3 chassis and feature concealed holding screws. In addition, all Heritage Collection Grade 3 products feature “Quick-Install,” a unique chassis design, which drastically reduces installation time. The Heritage Collection Grade 3 series offers all of these superb features at an incredible value.

Cirrus (C)	Horizon (H)	Oasis (O)
		
Terra (T)	Valley (V)	
		

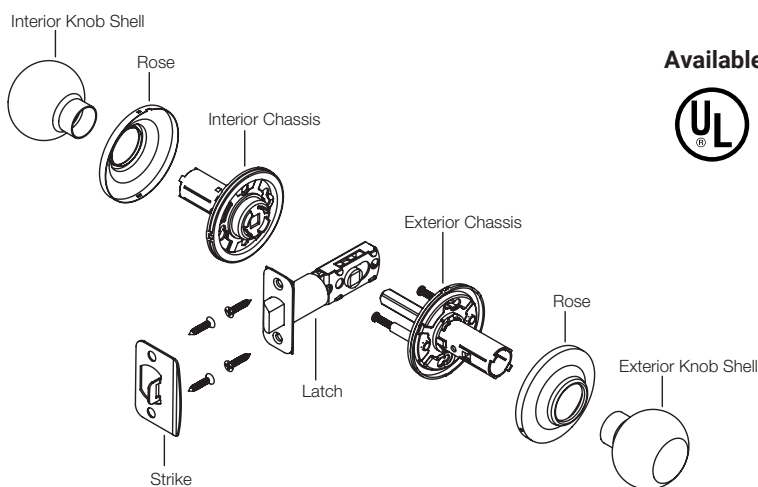
## HERITAGE COLLECTION GRADE 3 KNOB LOCKSETS

Functions		
Function	No.	Description
	80	DUMMY: For doors where only pull is required.
	100	PASSAGE: Latchbolt is operated by either knob at all times.
	160	ONE SIDED W/PLATE: Latchbolt is operated by knob on one side only.
	200	PRIVACY: Latchbolt is operated by either knob except when inside knob is locked by turn button. A special emergency key releases turn button and unlocks outside knob.
	226	BATHROOM: Same function as 200 privacy with 625 finish on interior knob.
	700	ENTRY: Guarded Latch bolt operated from outside by key. Inside by knob. Turn button Locks both knobs. Knobs unlock by Key outside or by rotating inside turn button.

Dimensions	A	B	C
<b>Cirrus</b>	2-9/16"	2-1/2"	2"
<b>Horizon</b>	2-9/16"	2-1/4"	2"
<b>Oasis</b>	2-9/16"	2-1/4"	2"
<b>Terra</b>	2-9/16"	2-3/8"	2-1/2"
<b>Valley</b>	2-9/16"	2-5/16"	1-15/16"



Product Specifications	
<b>Door Specs</b>	2-1/8" Face Bore, 1" Edge Bore, 2-3/8" or 2-3/4" Backset Latch Face 1" x 2-1/4" Round corner (Square corner optional)
<b>Latch</b>	Adjustable 2-3/8" or 2-3/4" RC (round corner)
<b>Door Thickness</b>	1-3/8" to 1-3/4"
<b>Cylinder</b>	5 Pin KW-1 Cylinder Standard (SC-1 Optional)
<b>Keying</b>	KA3 (Keyed Alike)
<b>Faceplate</b>	1" W x 2-1/4" H RC (Round Corner)
<b>Strike</b>	2-1/4" Full Lip RC (Round Corner)
<b>Designed to Meet ANSI/BHMA</b>	A156.2 Series 4000 Grade 3 A156.39 Grade B



## HERITAGE COLLECTION GRADE 3 KNOB LOCKSETS

### Functions and Finishes Available By Grade 3 Knob Design

LEVERS	DESIGN	FUNCTION	605	626	609	619	GM	BSP	625	620	613E	10BP
Featuring Quick Install Design		BHMA				Gun Metal	Black Suede					
Cirrus (C)	Dummy	80	A	A	N/A	A	A	N/A	A	A	A	A
	Passage	100	A	A	N/A	A	A	N/A	A	A	A	A
	One Sided w/plate	160	A	A	N/A	A	A	N/A	A	A	A	A
	Privacy	200	A	A	N/A	A	A	N/A	A	A	A	A
	Bath*	226	A	A	N/A	A	A	N/A	N/A	A	A	A
	Entry	700	A	A	N/A	A	A	N/A	A	A	A	A
Horizon (H)	Dummy	80	A	A	A	A	A	A	A	A	A	A
	Passage	100	A	A	A	A	A	A	A	A	A	A
	One Sided w/plate	160	A	A	A	A	A	A	A	A	A	A
	Privacy	200	A	A	A	A	A	A	A	A	A	A
	Bath*	226	A	A	A	A	A	A	N/A	A	A	A
	Entry	700	A	A	A	A	A	A	A	A	A	A
Oasis (O)	Dummy	80	N/A	N/A	N/A	A	N/A	N/A	N/A	N/A	N/A	A
	Passage	100	N/A	N/A	N/A	A	N/A	N/A	N/A	N/A	N/A	A
	One Sided w/plate	160	N/A	N/A	N/A	A	N/A	N/A	N/A	N/A	N/A	A
	Privacy	200	N/A	N/A	N/A	A	N/A	N/A	N/A	N/A	N/A	A
	Bath*	226	N/A	N/A	N/A	N/A	N/A	N/A	N/A	N/A	N/A	N/A
	Entry	700	N/A	N/A	N/A	A	N/A	N/A	N/A	N/A	N/A	A
Terra (T)	Dummy	80	N/A	N/A	N/A	A	A	N/A	N/A	N/A	N/A	A
	Passage	100	N/A	N/A	N/A	A	A	N/A	N/A	N/A	N/A	A
	One Sided w/plate	160	N/A	N/A	N/A	A	A	N/A	N/A	N/A	N/A	A
	Privacy	200	N/A	N/A	N/A	A	A	N/A	N/A	N/A	N/A	A
	Bath*	226	N/A	N/A	N/A	N/A	N/A	N/A	N/A	N/A	N/A	N/A
	Entry	700	N/A	N/A	N/A	A	A	N/A	N/A	N/A	N/A	A
Valley (V)	Dummy	80	A	A	N/A	N/A	N/A	N/A	N/A	N/A	N/A	N/A
	Passage	100	A	A	N/A	N/A	N/A	N/A	N/A	N/A	N/A	N/A
	One Sided w/plate	160	A	A	N/A	N/A	N/A	N/A	N/A	N/A	N/A	N/A
	Privacy	200	A	A	N/A	N/A	N/A	N/A	N/A	N/A	N/A	N/A
	Bath*	226	A	A	N/A	N/A	N/A	N/A	N/A	N/A	N/A	N/A
	Entry	700	A	A	N/A	N/A	N/A	N/A	N/A	N/A	N/A	N/A

\*Bath Function has 625 Polished Chrome Interior

**HERITAGE COLLECTION GRADE 3  
KNOB LOCKSETS**

**Knob Combo Set**

Combo sets are available and include one entry knob with one single cylinder deadbolt. Order by specifying knob design x function number 827. i.e. 827 x C x Finish

**Fire Listing**

Specify "UL" for locksets with 90 Minute listing 

Options	
<b>Page 40</b>	Grade 3 Latches
<b>Page 50</b>	Strikes
<b>Page 51</b>	Additional keying options

**How To Order**









Function	Knob Design	Finish	Cylinder (Keyway)	Latch (backset & RC or SC)	Strike	Keying (MK, GMK) (Provide detail)
80	C	605	KW-1	RCADJ	Full Lip RC YR02000 (standard)	KD
100	H	609	SC-1	SCADJ	Full Lip SC YR02001	KA
160	O	10BP	PARA	RC 2-3/8"	T-strike YR02020	MK
200	T	613E		RC 2-3/4"	ANSI YR02030	GMK
226	V	619		SC 2-3/8"		BGMK
700		620		SC 2-3/4"		
		625				
		626				
		GM				
		BSP				

**Example:**






Function	Knob Design	Finish	Cylinder (Keyway)	Latch (backset & RC or SC)	Strike	Keying (MK, GMK) (Provide detail)
700	C	619	KW-1	SCADJ	FULL LIP	KD

## HERITAGE COLLECTION GRADE 3 DEADBOLTS

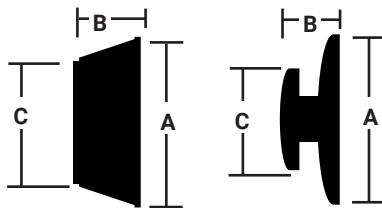
The ASSA ABLOY ACCENTRA® Grade 3 deadbolts offer a variety of functions and finishes, and are compatible with all Heritage Collection Grade 3 leversets and knobsets. The 800 series deadbolts offer excellent strength and reliability, certified to an ANSI Grade 3.


810 Dummy	820 Single Cylinder	840 Double Cylinder
		
860 One Sided with plate	880 One Way	
		
820R Single Cylinder	820S Single Cylinder	820M Single Cylinder
		

## HERITAGE COLLECTION GRADE 3 DEADBOLTS

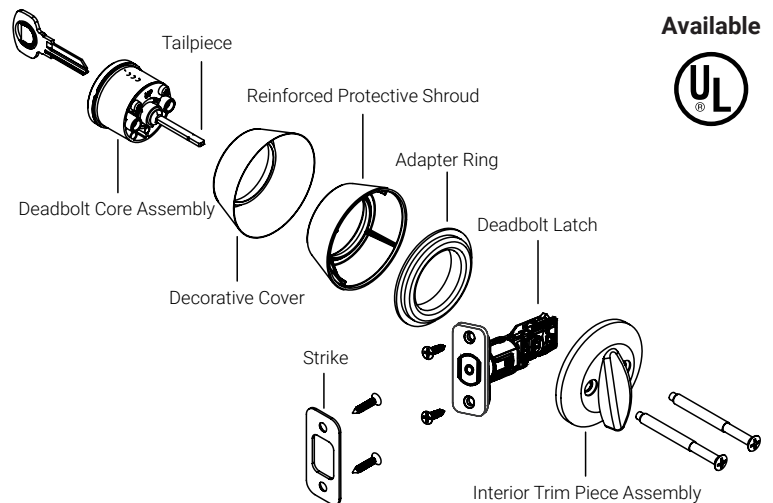
Functions		
Function	No.	Description
	810	DUMMY: No cylinder, no latch
	820	SINGLE CYLINDER: Latch operated from the outside by key, inside by T-turn.
	840	DOUBLE CYLINDER: Latch operated from either side by the key.
	860	ONE SIDED DEADBOLT WITH PLATE: No cylinder. Latch operated by the T-turn on the inside. For doors bored completely through.
	880	ONE WAY: No cylinder. Latch operated by the T-turn on the inside. For doors not bored completely through.

Dimensions	A	B	C
<b>800 Interior</b>	2-1/2"	15/16"	2"
<b>800 Exterior</b>	2-1/2"	1"	1-7/8"
<b>820R/820S Interior</b>	2-1/2"	7/8"	1-5/16"
<b>820R/820S Exterior</b>	2-1/2"	7/8"	2-1/2"
<b>820M Interior</b>	3"	1"	2"
<b>820M Exterior</b>	3"	7/8"	2-3/8"



Product Specifications	
<b>Door Specs</b>	2-1/8" Face Bore, 1" Edge Bore, Latch Face 1" x 2-1/4" Round corner (Square corner optional)
<b>Latch</b>	Adjustable 2-3/8" or 2-3/4" RC (round corner)
<b>Door Thickness</b>	1-3/8" to 1-3/4"
<b>Cylinder</b>	5 Pin KW-1 Cylinder Standard (SC-1 Optional)
<b>Keying</b>	KA3 (Keyed Alike)
<b>Faceplate</b>	1" W x 2-1/4" H RC (Round Corner)
<b>Strike</b>	1" x 2-1/4" RC RC (Round Corner)
<b>Certified ANSI/BHMA</b>	A156.36 Grade 3  A156.40 Grade C

Meets ADA Guidelines 



## Fire Listing

Specify "UL" for locksets with 90 Minute listing 

Options	
<b>Page 40</b>	Grade 3 Latches
<b>Page 50</b>	Strikes
<b>Page 51</b>	Additional keying options

## HERITAGE COLLECTION GRADE 3 DEADBOLTS

### Functions and Finishes Available By Grade 3 Deadbolts Design

800 Series DEADBOLTS	FUNCTION	NO	605	626	609	619	GM	BSP	625	620	613E	US10BP
					Gun Metal	Black Suede						
	Dummy	810	A	A	A	A	N/A	N/A	A	A	N/A	A
	Single Cylinder	820	A	A	A	A	A	A	A	A	A	A
	Double Cylinder	840	A	A	A	A	A	A	A	A	A	A
	One Sided W/ Plate	860	A	A	A	A	A	A	A	A	A	A
	Oneway*	880	A	A	A	A	A	A	A	A	A	A
Only available 20 minute UL	Flat Round Single Cyl**	820R	A	A	A	A	A	A	A	A	A	A
	Flat Square Single Cyl**	820S	A	A	A	A	A	A	A	A	A	A
	Modern Single Cyl **	820M	N/A	N/A	N/A	A	N/A	A	N/A	N/A	N/A	A

\*880 deadbolt available fixed latch only. 2-3/8 RC is Std.

\*\*Only available 20 minute UL











### How To Order

Function	Finish	Cylinder (Keyway)	Latch (backset & RC or SC)	Strike	Keying (MK, GMK) (Provide detail)
810	605	KW-1	RC 2-3/8"	Full Lip RC YR02000 (standard)	KD
820	609	SC-1	RC 2-3/4"	Full Lip SC YR02001	KA
840	10BP	PARA	SC 2-3/8"	T-strike YR02020	MK
860	613E		SC 2-3/4"	ANSI YR02030	GMK
880	619		DI 2-3/8"		BGMK
820R	620		DI 2-3/4"		
820S	625				
820M	626				
	GM				
	BSP				

### Example:

Function	Finish	Cylinder (Keyway)	Latch (backset & RC or SC)	Strike	Keying (MK, GMK) (Provide detail)
820	BSP	KW-1	RC 2-3/8"	ANSI	KA

## HERITAGE COLLECTION GRADE 3 LATCHES

Interior Spring Latches	Description	Dimension	Corner Specs	Model No
	2-3/8" - 2-3/4" Adj. Spring Latch	1" X 2-1/4"	Square Corner	YR01464*
	2-3/8" - 2-3/4" Adj. Spring Latch	1" X 2-1/4"	Round Corner	YR01461*
	2-3/8" - 2-3/4" Drive-In Spring Latch	1" Dia.	N/A	YR01D71*
Exterior Deadlocking Latches	Description	Dimension	Corner Specs	Model No
	2-3/8" - 2-3/4" Adj. Deadlocking Latch	1" X 2-1/4"	Square Corner	YR01474*
	2-3/8" - 2-3/4" Adj. Deadlocking Latch	1" X 2-1/4"	Round Corner	YR01471*
	2-3/8" - 2-3/4" Adj. Deadlocking Drive-In Latch	1" Dia.	N/A	YR01D33*
Deadbolt Latches 880 Deadbolt Only	Description	Dimension	Corner Specs	Model No
	2-3/8" Deadbolt Latch	1" X 2-1/4"	Square Corner	YR01445*
	2-3/8" Deadbolt Latch	1" X 2-1/4"	Round Corner	YR01442*
	2-3/8" Deadbolt Drive-In Latch	1" Dia.	N/A	YR01448*
	2-3/4" Deadbolt Latch	1" X 2-1/4"	Square Corner	YR01446*
	2-3/4" Deadbolt Latch	1" X 2-1/4"	Round Corner	YR01443*
	2-3/4" Deadbolt Drive-In Latch	1" Dia.	N/A	YR01449*
Adjustable Deadbolt Latches	Description	Dimension	Corner Specs	Model No
<b>820, 840, 860 Deadbolts &amp; Handlesets</b>				
	2-3/8" - 2-3/4" Adj. Deadbolt Latch		Square Corner	YR01D44*
	2-3/8" - 2-3/4" Adj. Deadbolt Latch		Round Corner	YR01D41*
	2-3/8" - 2-3/4" Adj. Deadbolt Drive-In Latch	1" Dia.	N/A	YR01D47*

Screw packs	
Part Number	Description
08818*	Deadbolt Screw Pack (4 each 3" Screws)

\*Specify finish when ordering

## NAVIS PADDLE

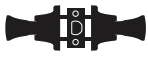


The Navis Paddle redefines the landscape of residential mechanical hardware with push to open products designed to fit seamlessly into your home. The Navis Paddle makes door opening versatile and convenient for any member of the household. A door can be easily pushed open with a hip or elbow when carrying an armful of groceries or a load of laundry – its two-way push/pull operation makes it ideal for laundry rooms, garage entries, basements, bedrooms and more. The ADA-compliant handle is also accessible for children, the elderly and the disabled.

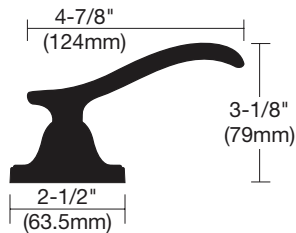
- Hands full? No problem. Just push or pull! The Navis Paddle redefines the way we open and close doors today. Instead of rotating, just push or pull - with the palm of your hand, elbow or hip for faster, easier access.
- Two-way push/pull operation makes Navis ideal for laundry rooms, garage entries, basements, bedrooms and more.
- Fits standard doors. Works with both inswing and outswing doors, and can be handed for left or right swing.

**Navis Paddle**



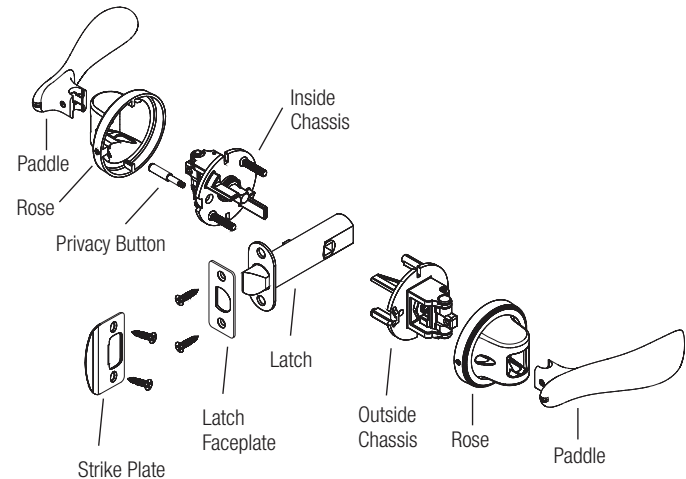
## NAVIS PADDLE

Functions		
Style	No.	Description
	11	PASSAGE: Latchbolt is operated by either lever at all times. (non-handed)
	21	PRIVACY: Latchbolt is operated by either paddle except when inside is locked by push button. Push button is released by pushing paddle on inside or with tool on outside.
	81	DUMMY: For doors where only pull is required.



Product Specifications	
Face Bore	2-1/8" Face Bore
Edge Bore	1"
Latch	Available in 2-3/8" or 2-3/4"
Door Thickness	1-3/8" to 1-3/4"
Strike	2-1/4" Full Lip RC (Round Corner)

Standard Case Quantities	Qty
Paddles	12



Navis Paddle Components		
Description	Finish	Part Number
Latch Face Plate RC	605	YR01P213
Latch Face Plate RC	619	YR01P21N
Latch Face Plate RC	10BP or BSP	YR01P21B
Latch Passage 2-3/8"	N/A	YR01P106*
Latch Passage 2-3/4"	N/A	YR01P336*
Latch Privacy 2-3/8"	N/A	YR01P306*
Latch Privacy 2-3/4"	N/A	YR01P316*

\*Face Plate Ordered Separately

Navis Paddle Components		
Description	Finish	Part Number
Privacy Pin	BSP	YR08P00S
Privacy Pin	619	YR08P00N
Privacy Pin	605	YR08P003
Privacy Pin	10BP	YR08P00K
Screw Pack	10BP or BSP	YR07P0B
Screw Pack	619	YR07P0N
Screw Pack	605	YR07P03

## NAVIS PADDLE

### Functions and Finishes Available By Navis Design

DESIGN	FUNCTION	NO	605	625	626	613E	US10BP	609	619	620	GM	BSP
	BHMA										Gun Metal	Black Suede
Navis (NV)	Dummy	81	A	N/A	A	N/A	A	N/A	A	N/A	N/A	A
	Passage	11	A	N/A	A	N/A	A	N/A	A	N/A	N/A	A
	Privacy	21	A	N/A	A	N/A	A	N/A	A	N/A	N/A	A

### How To Order


Function	Design	Finish	Latch (backset & RC or SC)	Strike
11	NV	605	RC 2-3/8"	2-1/4" Full Lip
21		10BP	RC 2-3/4"	
81		619		
		626		
		BSP		

### Example:




Function	Design	Finish	Latch (backset & RC or SC)	Strike
11	NV	BSP	RC 2-3/8"	2-1/4" Full Lip

DECORATIVE HANDLESETS

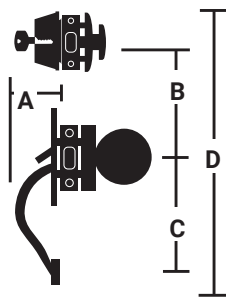
Our decorative handlesets combine elegance with ease of installation. These designs offer balanced torque springs on a split-hub for ease of opening, solid thumb pieces, and finishes utilizing the world’s most advanced clear coat technology. Designed to fit most American-made doors, each handleset comes with easy-to-read installation instructions.

<div>Homestead</div> 	<div>Jamestown</div> 	<div>McKinley</div> 
<div>Pedestal</div> 	<div>Rainier</div> 	<div>Ridgefield</div> 
<div>Teton</div> 		

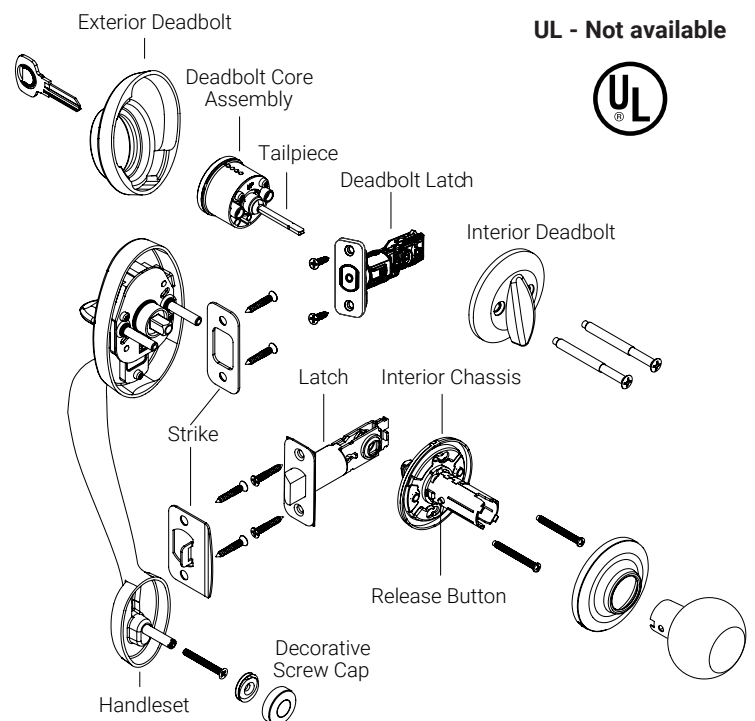
## DECORATIVE HANDLESETS

Functions		
Function	No.	Description
	681 682 986 987 988 989	DUMMY: For on-working side of double doors. Non-functioning deadbolt, knob or lever.
	621 622 926 927 928 929	SINGLE CYLINDER: Thumbpiece retracts latch from exterior side. Knob or lever retracts latch from interior side. Deadbolt latch retracts with key from exterior side, T-turn retracts deadbolt latch from interior side.
	641 642 946 947	DOUBLE CYLINDER: Thumbpiece retracts latch from exterior side. Knob or lever retracts latch from interior side. Deadbolt latch retracts with key from exterior side and interior side.

Dimensions	A	B	C	D
Homestead	2-3/8"	5-1/2"	9-11/16"	18"
Jamestown	2-3/8"	5-1/2"	9-11/16"	18"
McKinley	2-3/8"	5-1/2"	9-11/16"	18"
Pedestal	2-11/16"	5-1/2"	9-11/16"	18-1/2"
Rainier	2-3/8"	5-1/2"	9-11/16"	18"
Ridgefield	2-3/8"	5-1/2"	9-11/16"	18"
Teton	2-3/8"	5-1/2"	9-11/16"	18"



Product Specifications	
Door Specs	2-1/8" Face Bore, 1" Edge Bore, 5-1/2" O.C. Latch Face 1" x 2-1/4" RC (Round Corner)
Latch	2-3/8" RC (Round Corner) Deadbolt: 2-3/8"-2-3/4" ADJ. RC (Round Corner)
Door Thickness	1-3/4" 2" to 2-1/4" Requires Ext. Kit 07600
Cylinder Keying	KW-1 Standard KD (Keyed Different)
Faceplate	1" W x 2-1/4" H RC (Round Corner)
Strike	Spring latch 2-1/4" Full Lip RC (Round Corner) Deadbolt: 1" x 2-1/4" RC (Round Corner) Deadbolt: 1" x 2-1/4" RC (Round Corner)
Interior Trim	Specify Interior Trim Design



## DECORATIVE HANDLESETS

### Functions and Finishes By Handlesets Design

DESIGN	FUNCTION	NO	605	625	626	609	619	620	GM	BSP	613E	10BP
	BHMA								Gun Metal	Black Suede		
Homestead	Dummy	986	A	A	A	A	A	A	A	A	A	A
	Single Cylinder	926	A	A	A	A	A	A	A	A	A	A
	Double Cylinder	946	A	A	A	A	A	A	A	A	A	A
Jamestown	Dummy	987	A	A	A	A	A	A	A	A	A	A
	Single Cylinder	927	A	A	A	A	A	A	A	A	A	A
	Double Cylinder	947	A	A	A	A	A	A	A	A	A	A
McKinley	Dummy	682	A	A	A	A	A	A	A	A	A	A
	Single Cylinder	622	A	A	A	A	A	A	A	A	A	A
	Double Cylinder	642	A	A	A	A	A	A	A	A	A	A
Pedestal*	Dummy	988	A	N/A	N/A	N/A	N/A	N/A	N/A	A	N/A	A
	Single Cylinder	928	A	N/A	N/A	N/A	N/A	N/A	N/A	A	N/A	A
Teton	Dummy	681	N/A	N/A	N/A	N/A	A	A	A	A	N/A	A
	Single Cylinder	621	N/A	N/A	N/A	N/A	A	A	A	A	N/A	A
	Double Cylinder	641	N/A	N/A	N/A	N/A	A	A	A	A	N/A	A
Rainier	Dummy	683	N/A	A	A	N/A	A	A	A	A	N/A	A
	Single Cylinder	623	N/A	A	A	N/A	A	A	A	A	N/A	A
	Double Cylinder	643	N/A	A	A	N/A	A	A	A	A	N/A	A
Ridgefield*	Dummy	989	N/A	N/A	N/A	N/A	A	N/A	N/A	A	N/A	A
	Single Cylinder	929	N/A	N/A	N/A	N/A	A	N/A	N/A	A	N/A	A

Split finish not available





## DECORATIVE HANDLESETS

### Interior Trim Assemblies

Interior trim assemblies for decorative handlesets are available to order separately by specifying design, model number and finish required. See page 48 for finish available by design.  
i.e. AU x 719 x 619

Design	Description	Model No
Heritage Collection Grade 2	Dummy	719
	Single Cylinder Deadbolt	720
	Double Cylinder Deadbolt	740
Heritage Collection Grade 3	Dummy	680
	Single Cylinder Deadbolt	620
	Double Cylinder Deadbolt	640

Options	
<b>Below</b>	Split-Hub Latches
<b>Page 40</b>	800 Series Deadbolt Latches
<b>Page 50</b>	Strikes
<b>Page 51</b>	Additional keying options

Handleset Latches - Interior Split Hub Spring Latches	Description	Dimension	Corner Specs	Model No
	2-3/8" Spring Latch	1" x 2-1/4"	Square Corner	YR01804*
	2-3/8" Spring Latch	1" x 2-1/4"	Round Corner	YR01802*
	2-3/8" Spring Drive-In Latch	1" Dia.	N/A	YR01803*
	2-3/4" Spring Latch	1" x 2-1/4"	Square Corner	YR01808*
	2-3/4" Spring Latch	1" x 2-1/4"	Round Corner	YR01806*
	2-3/4" Spring Drive-In Latch	1" Dia.	N/A	YR01807*

\*Specify finish when ordering

## DECORATIVE HANDLESETS

### How To Order

Function	Inside Trim Design	Finish	Handing	Cylinder (Keyway)	Latch (backset & RC or SC)	Deadbolt Strike	Latchbolt Strike	Keying (MK, GMK) (Provide detail)
986	Grade 2 Levers: Page 9	605	RH	KW-1	RC 2-3/8"	RC	Full Lip RC	KD
926	Grade 2 Knobs: Page 18	609	LH	SC-1	RC 2-3/4"	SC	Full Lip SC	KA
946	Grade 3 Levers: Page 27	10BP		PARA	SC 2-3/8"		T-strike	MK
987	Grade 3 Knobs: Page 33	613E			SC 2-3/4"			GMK
927		619			DI 2-3/8"			BGMK
947		620			DI 2-3/4"			
682		625						
622		626						
642		GM						
988		BSP						
928								
681								
621								
641								
683								
623								
643								
989								
929								

### Example:

Function	Inside Trim Design	Finish	Handing	Cylinder (Keyway)	Latch (backset & RC or SC)	Deadbolt Strike	Latchbolt Strike	Keying (MK, GMK) (Provide detail)
926	VL	BSP	RH	KW-1	RC 2-3/8"	RC	Full Lip RC	KD

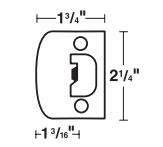
## TRIM X FINISH CROSS REFERENCE

Design	Description	Model No
Heritage Collection Grade 2	Dummy	719
	Single Cylinder Deadbolt	720
	Double Cylinder Deadbolt	740
Heritage Collection Grade 3	Dummy	680
	Single Cylinder Deadbolt	620
	Double Cylinder Deadbolt	640

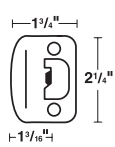
## STRIKES

Lockset Strikes			
Item	Dimensions	Corner Specs	Model No
Standard Full Lip Strike/SC	1-3/4" x 2-1/4"	Square Corner	YR02001*
Standard Full Lip Strike/RC	1-3/4" x 2-1/4"	Round Corner	YR02000*
T-Strike	1-1/8" x 2-3/4"	Square Corner	YR02020*
ANSI 47/8"	1-1/4" x 4-7/8"	Square Corner	YR02030*

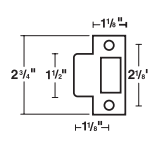
\*Specify finish when ordering  
Note: Not all finishes available



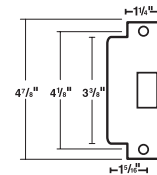
Standard Full Lip/SCS  
YR02001\*



Standard Full Lip/RCS  
YR02000\*



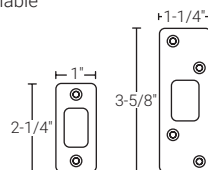
T-Strike  
YR02020\*



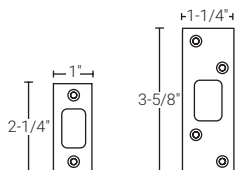
ANSI 47/8"  
YR02030\*

Deadbolt Strikes		
Item	Corner Spec	Model No
Standard Deadbolt Strike/SC	Square Corner	YR02082*
Standard Deadbolt Strike/RC	Round Corner	YR02080*
Security Strike 3-5/8"	Round Corner	YR02081*
Security Strike 3-5/8"	Square Corner	YR02083*
Full Lip Deadbolt Strike	Square Corner	YR02085*
Full Lip Deadbolt Strike	Round Corner	YR02084*
Universal Deadbolt Strike	Square Corner	YR02086*
Universal Deadbolt Strike	Radius Corner	YR02088*
White Plastic Dust Box 1" x 2-3/4" Deadbolt (For Universal Strike)		YR026002
Universal Deadbolt Strike with Security Plate	Radius Corner	YR02089*

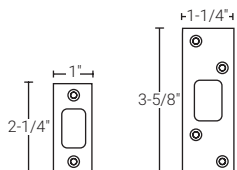
\*Specify finish when ordering  
Note: Not all finishes available



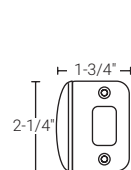
YR02080\*



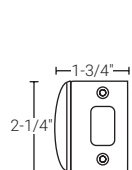
YR02081\*



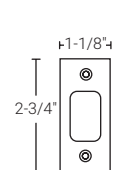
YR02082\*



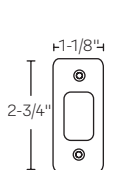
YR02083\*



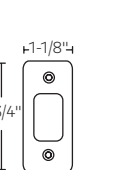
YR02084\*



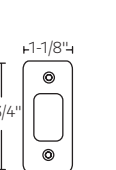
YR02085\*



YR02086\*



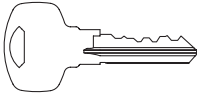
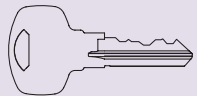
YR02088\*



YR02089\*

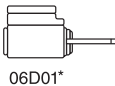
Finish Match For Latch, Strike, Cylinder & Screws* Heritage Collection Grade 2 And Grade 3									
Lock Finish	605	609	US10BP	613E	619	620	625	626	GM/BSP
Latch Face Plate Color	605	609	Black	10BE	Nickel	Black	Nickel	Nickel	Black
Latch Head Color	Nickel	Nickel	Nickel	Nickel	Nickel	Nickel	Nickel	Nickel	Nickel
Standard Strike Plate Color	605	609	Black	10BE	Nickel	Black	Nickel	Nickel	Black
Cylinder Color	Brass	Brass	Brass	Brass	Nickel	Nickel	Nickel	Nickel	Nickel
Screw Color	Brass	Brass	Black	Black	Nickel	Black	Nickel	Nickel	Black
* For Standard Strike & Latch Options Only			Note: All Deadbolt Latch Bolts are Nickel						
Latch Filler Plate	Black	035109							

## KEYS & KEYING OPTIONS

ACCENTRA Key Blanks And Special Keying Charges			
	Key Blank Description	Quantity	Model No
	Heritage Collection Grade 2 Key Blank	50 per box	YR068003
	Heritage Collection Grade 2 6 PIN KW DO NOT COPY Key Blank	50 per box	YR068013
	Heritage Collection Grade 2 Key - cut	50 per box	YR068550
	Heritage Collection Grade 2 6 Pin PARA Key Blank	50 per box	YR068Y01
	Heritage Collection Grade 2 6 PIN Schlage Key Blank	50 per box	YR068009
	Heritage Collection Grade 2 6 PIN Schlage Key - cut	50 per box	YR068509
	Heritage Collection Grade 2 6 PIN Schlage DO NOT COPY Key Blank	50 per box	YR068011
	Heritage Collection Grade 3 Key Blank	50 per box	YR068004
	Heritage Collection Grade 3 5 PIN KW DO NOT COPY Key Blank	50 per box	YR068010
	Heritage Collection Grade 3 Key - cut	50 per box	YR068500
	Heritage Collection Grade 3 5 PIN Schlage Key Blank	50 per box	YR068008
	Heritage Collection Grade 3 5 PIN Schlage Key - cut	50 per box	YR068508

Keying Options	Model No
KA - Keyed Alike	KA
MK - Master Keyed	MK
BK - Builder Keyed	BK
BMK - Builder Keyed and Master Keyed	BMK
GMK - Grand Master Keyed	GMK
BKGM - Builder Keyed and Grand Master Keyed	BKGM
K-T-P - Keyed To Pass	K-T-P
Extra Cut Keys	YR068550
Extra Cut Master Keys	YR068551
Extra Cut Builder Keys	YR068558
	YR068521

## CYLINDERS

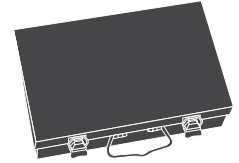
Heritage Collection Grade 2 & Grade 3 CYLINDER OPTIONS		
	SC-1 5-PIN STANDARD FOR Heritage Collection Grade 2 & Grade 3, 6-PIN MUST BE SPECIFIED IF NEEDED	MODEL NO
	<b>5-PIN No charge when specified with Heritage Collection Grade 3 lock - compatible with F Series</b>	
	Brass Cylinder & 2 Brass Keys, Tailpiece, Low Stack, Entry, 03	YR068401
	Brass Cylinder & 2 Brass Keys, Tailpiece, Low Stack, Deadbolt, 03	YR068402
	Brass Cylinder & 2 Brass Keys, Tailpiece, Low Stack, Entry, 26	YR068405
	Brass Cylinder & 2 Brass Keys, Tailpiece, Low Stack, Deadbolt, 26	YR068406
	<b>6-PIN No charge when specified with Heritage Collection Grade 2 lock - compatible with A Series</b>	
	Brass Cylinder & 2 Brass Keys, Tailpiece, Low Stack, Entry, 03	YR068D01
	Brass Cylinder & 2 Brass Keys, Tailpiece, High Stack, Deadbolt, 03	YR068D02
	<b>KW-1 6-PIN STANDARD FOR Heritage Collection Grade 2, 5-PIN STANDARD FOR Heritage Collection Grade 3</b>	<b>MODEL NO</b>
	<b>6-PIN No charge when specified with Heritage Collection Grade 3 lock</b>	
	Brass Cylinder & 2 Brass Keys, Tailpiece, Low Stack, Entry, 03	YR060003
	Brass Cylinder & 2 Brass Keys, Tailpiece, Low Stack, Deadbolt, 03	YR060103
	Brass Cylinder & 2 Brass Keys, Tailpiece, Low Stack, Entry, 26	YR060006
	Brass Cylinder & 2 Brass Keys, Tailpiece, Low Stack, Deadbolt, 26	YR060106
	<b>5-PIN No charge when specified with Heritage Collection Grade 2 lock</b>	
	Brass Cylinder & 2 Brass Keys, Tailpiece, Low Stack, Entry, 03	YR06D013
	<b>PARA FOR RESIDENTIAL PRODUCT ONLY</b>	<b>MODEL NO</b>
	<b>6-PIN</b>	
	Brass Cylinder & 2 Brass Keys, Tailpiece, High Stack, Entry Lever, 03	YR06Y303
	Brass Cylinder & 2 Brass Keys, Tailpiece, High Stack, Entry Lever, 26	YR06Y306
	Brass Cylinder & 2 Brass Keys, Tailpiece, High Stack, 83/820 Deadbolt, 03	YR06Y403
	Brass Cylinder & 2 Brass Keys, Tailpiece, High Stack, 83/820 Deadbolt, 26	YR06Y406
	Brass Cylinder & 2 Brass Keys, Tailpiece, High Stack, Premier Deadbolt, 03	YR06Y413
	Brass Cylinder & 2 Brass Keys, Tailpiece, High Stack, Premier Deadbolt, 26	YR06Y416

**NOTE: For Interconnects add ICN to above part numbers (Adds Longer Interconnect tailpiece)**

## ACCESSORIES

### Rekeying

Rekeying – Keying Kits & Rekeying Parts		
Description	Quantity	Model No
ACCENTRA KW Keying Kit	Each	YR069116
ACCENTRA SC-1 Keying Kit	Each	YR069115
<b>KW-1 Pins</b>		
.172 – #1 Bottom Pins	100 pieces	YR065011
.195 – #2 Bottom Pins	100 pieces	YR065012
.218 – #3 Bottom Pins	100 pieces	YR065013
.241 – #4 Bottom Pins	100 pieces	YR065014
.264 – #5 Bottom Pins	100 pieces	YR065015
.287 – #6 Bottom Pins	100 pieces	YR065016
.023 – #1 Master Pins	100 pieces	YR065001
.046 – #2 Master Pins	100 pieces	YR065002
.069 – #3 Master Pins	100 pieces	YR065003
.092 – #4 Master Pins	100 pieces	YR065004
.115 – #5 Master Pins	100 pieces	YR065005
.138 – #6 Master Pins	100 pieces	YR065006
<b>SC-1 Pins</b>		
.165 – #0 Bottom Pins	100 pieces	YR065600
.180 – #1 Bottom Pins	100 pieces	YR065611
.195 – #2 Bottom Pins	100 pieces	YR065612
.210 – #3 Bottom Pins	100 pieces	YR065613
.225 – #4 Bottom Pins	100 pieces	YR065614
.240 – #5 Bottom Pins	100 pieces	YR065615
.255 – #6 Bottom Pins	100 pieces	YR065616
.270 – #7 Bottom Pins	100 pieces	YR065617
.285 – #8 Bottom Pins	100 pieces	YR065618
.300 – #9 Bottom Pins	100 pieces	YR065619
.030 – #2 Master Pins	100 pieces	YR065602
.045 – #3 Master Pins	100 pieces	YR065603
.060 – #4 Master Pins	100 pieces	YR065604
.075 – #5 Master Pins	100 pieces	YR065605
.090 – #6 Master Pins	100 pieces	YR065606
.105 – #7 Master Pins	100 pieces	YR065607
.120 – #8 Master Pins	100 pieces	YR065608
.135 – #9 Master Pins	100 pieces	YR065609
Standard Top Pin	100 pieces	YR065008
Standard Top Pin (82,84 Deadbolts)	100 pieces	YR0650D8
ACCENTRA Builder Key Balls	100 pieces	YR067050
Cylinder Springs (High Stack)	100 pieces	YR067001(DBLT)
Cylinder Springs (Low Stack)	100 pieces	YR067002(ENT)
C-Clips	100 pieces	YR067201
E-Clips (#820,840,83,85 Deadbolts)	100 pieces	YR067204
E-Clips (#82,84 Deadbolts)	100 pieces	YR0672D4
E-Clips (PARA Deadbolts, Cyl 820/83)	100 pieces	YR0672Y6
E-Clips (PARA Deadbolts, Cyl Premier)	100 pieces	YR0672Y5
Spring Retainer Caps (low stack)	100 pieces	YR067101
Spring Retainer Caps (high stack)	100 pieces	YR067102
Key Cut Gauge/C-Clip Tool	Each	YR069012
Plug Follower	Each	YR069001
Heritage Collection Grade2/3 Entry tailpiece	100 pieces	YR067304
Single Cylinder Tailpiece	100 pieces	YR067307
Double Cylinder Tailpiece	100 pieces	YR067308
Interconnected Cylinder Tailpiece	100 pieces	YR067307ICN



BOTTOM PIN



MASTER PIN

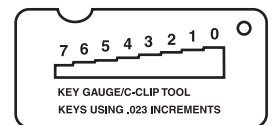


C-CLIP




E-CLIP  
067204

E-CLIP  
0672D4



KEY CUT GAUGE



PLUG FOLLOWER

## ORDERING INFORMATION

ACCENTRA

ASSA ABLOY

ORDER FORM

Order Entry Email\*: orders.accentra@assaabloy.com

Order Entry Fax\*: 1-800-338-0965

Customer PO: Your P.O. Number Here

Date: 00/00/00

Bill To: Your Company Here

123 Street

Your Town, USA

Ship To: Same

or Alternate Address Here

Notes:

Email Address (for contact person):

Phone No. (with extension):

ITEM	QTY	PART NUMBER** FUNCTION-STYLE-FINISH	DESCRIPTION** FUNCTION-STYLE-FINISH	ROSE STYLE	LATCH STD	STRIKE STD	KEYING K44 lines 11-12 & tape set	KEYWAY	PRICE
1.	2	YR820R DB BSP	820 Deadbolt Fl Rnd BSP	Flat Round	Std	Std	KA4 lines 11-12 & tape set	SC1	00.00
2.									
3.									
4.									
5.									
6.									
7.									
8.									
9.									
10.									
11.									
12.									
13.									
14.									
15.									

Buyer Signature

Date

Sales Representative

Date

06/30/18

### 1 Customer Purchase Order Number

Enter the purchase order number that your company has assigned for this order. No order will be processed without a purchase order number and written acknowledgement.

### 2 Order Date

Enter the date on which you are placing the order.

### 3 Bill To

Enter the billing name of the company and the full mailing address.

### 4 Ship To

Enter the company name and the full address to which the order should be shipped. If that information is exactly the same as the "Bill To" information, enter "Same" on the lines provided.

### 5 Special Instructions

- Enter any special shipping, packing, product, keying, or delivery requests in this area.
- Enter job name if applicable.
- For warehouse orders (non job orders) full case quantities should be ordered.

### UL RATING REQUIREMENTS:



Enter when UL is required. See product pages for listing. Underwriters Laboratories requires that the Fire Shield packed with each UL listed products, UL listed latches and the correct strike to be used.

### 6 Email Address and Phone Number

Indicate an email address and phone number (with extension) to ensure ASSA ABLOY ACCENTRA® Locks is able to respond with questions regarding the order.

### 7 Quantity (Units Only)

#### Standard Case Quantities

	Heritage Collection Grade 2	Heritage Collection Grade 3
Dummy	12	12
Knobs	24	24
Levers	12	12
Deadbolts	12	12
Combosets	12	12
Interconnected Mechanical	4	
Handlesets	6	6
Handlesets Interior Pack	6	6

### 8 Part Number

#### FUNCTION-DESIGN-FINISH

**FUNCTION:** Function numbers and descriptions are noted with each series throughout this catalog.

**DESIGN:** Indicate by using the two letter designation of the names.

**FINISH:** Indicate by using the BHMA designation

## ORDERING INFORMATION

BHMA	Description
605	Bright Brass, Clear Coated
609	Antique Brass
10BP	Oil Rubbed Bronze Permanent
613E	Dark Oxidized Satin Bronze - equivalent
619	Satin Nickel Plated, Clear Coated
620	Antique Nickel
625	Bright Chrome Plated
626	Satin Chrome Plated
GM	Gun Metal
BSP	Black Suede Powder Coat

**Split Finishes:** Print as stated in current price book

### 9 Description

#### FUNCTION-DESIGN-FINISH-PACKAGING-HANDING

**FUNCTION:** Function numbers and descriptions are noted with each series throughout this Price Book.

**DESIGN:** Indicate by using the two letter designation of the names.

**FINISH CODES:** see above.

**PACKAGING:** All locks are shipped Box Packed as standard unless otherwise specified. SP: Box Packed (Standard Packed)

**BP:** Bulk Pack – Lock trim individually boxed and packed 24 per case. Latches, strikes, screws packed separately.

**HANDING:** The hand of a door is always determined by facing the outside of a door.

LH: If the hinge is on the left side of the door, then the door is left-handed.

RH: If the hinge is on the right side of the door, then the door is right-handed.

### 10 Decorative Rose Design

Specify decorative rose design selection.  
Standard rose ships unless specified.

### 11 Latch Options

Specify 2-3/8", 2-3/4", or Adjustable along with latch face type.

See Examples:

**SC** (Square Corner)

**RC** (Round Corner)

**DI** (Drive-In)

**ADJ-SC** (Adjustable Square Corner)

See pages 26, and 40 for more details.

### 12 Strike Options

Specify strike type. See page 50 for more details.

### 13 Specifying Keying

Keying requirements must be specified at time of order.

**KD:** Keyed Different

**KA:** Keyed Alike

**MK:** Master Keyed\* (A single master key operates all locks within the system.)

**BK:** Builder Key\* (Builder key operates all locksets within a system. Use of homeowner's key cancels the builder key.)

**BMK:** Builder Keyed and Master Keyed (Builder key and master key operates all locksets within a system. Use of tenants key cancels the builder key.)

**K-T-P:** Keyed To Pass (For apartment vestibules or laundry rooms. All tenant keys will operate.)

**GMK:** Grand Master Keyed\* (More than 1 master key system operated by a single master key.)

**BGMK:** Builder Keyed and Grand Master Keyed (Combination of BK and GMK.)

### 14 Keyway / Key System Specifications

**KEYWAY:** All locks will be shipped with our Heritage Collection Grade 3 KW (Kwikset) keyway is 5-Pin cylinder or Heritage Collection Grade 2 6-Pin cylinder as standard depending upon the locks ordered. If SC (Schlage®) is specified it will ship as 5-pin standard. PARA keyway will ship as 6-pin standard.

**KEY SYSTEMS:** Note the specific key system to be used if any. This is particularly important if the order is an extension of an existing system.

### 15 Price

Enter the price. NOTE: Price may be adjusted if required to correspond to published pricelist.

## ORDERING INFORMATION

### 16 Buyer Signature

No order will be processed without an authorized signature.

### 17 ASSA ABLOY ACCENTRA® Company Representative

If the order is written by someone other than the authorized buyer, the full name of the person placing the order.

### Submit The Order

#### FAXING ORDERS

Fax number for Factory Direct Heritage Collection Grade 2 and Grade 3 orders:

**1-800-338-0965**

#### EMAILING ORDERS

Email all orders to:

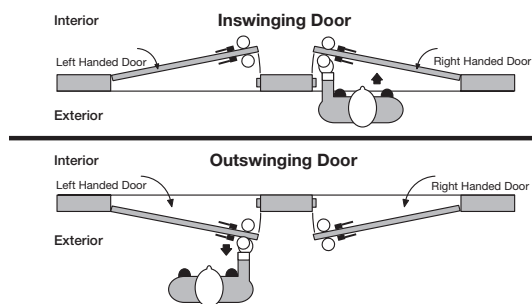
[orders.accentrares@assaabloy.com](mailto:orders.accentrares@assaabloy.com)

## How To Determine Handing Of Doors

- The handing of a door is always determined by facing the exterior of a door.
- If the hinge is on the left side of the door, the door is left handed (LH).
- If the hinge is on the right side of the door, the door is right handed (RH).
- To order a handed product, specify LH or RH. Not all products are handed; only specify handing when required.



Storeroom, Classroom, Dummies, and Interior Packs require handing





The ASSA ABLOY Group is the global leader in access solutions.  
Every day, we help billions of people experience a more open world.

ASSA ABLOY Opening Solutions leads the development within door openings and products for access solutions in homes, businesses and institutions. Our offering includes doors, frames, door and window hardware, mechanical and smart locks, access control and service.

**ACCENTRA®**

**ASSA ABLOY**

#### **TECHNICAL SUPPORT**

(troubleshooting, product use and application, returns)

Tel: 855-557-5078

Email: [techsupport.accentra@assaabloy.com](mailto:techsupport.accentra@assaabloy.com)

#### **CUSTOMER SUPPORT**

(orders, product configuration, pricing, lead-time)

Tel: 855-686-2204

Email: [customerservice.accentrares@assaabloy.com](mailto:customerservice.accentrares@assaabloy.com)

#### **U.S.A.:**

**ASSA ABLOY ACCENTRA®**

225 Episcopal Road  
Berlin, CT 06037-4004

Tel: 1-800-438-1951

Fax: 1-800-338-0965

[www.accentra-assaabloy.com](http://www.accentra-assaabloy.com)

ASSA ABLOY ACCENTRA® is a brand associated with ASSA ABLOY Access and Egress Hardware Group, Inc., an ASSA ABLOY Group company. Copyright © 2024, 2025, ASSA ABLOY Access and Egress Hardware Group, Inc. All rights reserved. Reproduction in whole or in part without the express written permission of ASSA ABLOY Access and Egress Hardware Group, Inc. is prohibited. 4200-0353-06/25