

Single Cylinder Euro Profile Work Sheet

**This is not an order form. This sheet is used to ensure that we can provide you with an accurate part number.*

medeco®

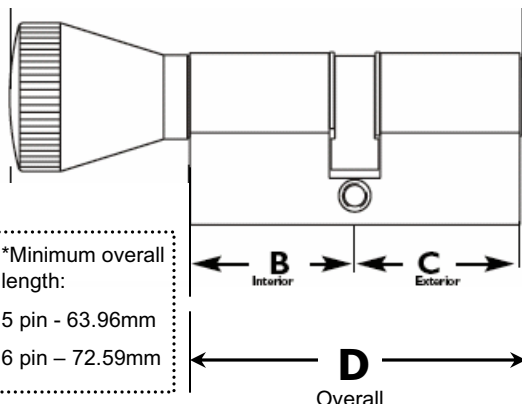
ASSA ABLOY

Your Name	
Company Name	
Phone Number	
Fax Number	
Email Address	
Date	

877-633-3261 (phone)

800-421-6615 (fax)

Step 1 – Choose length



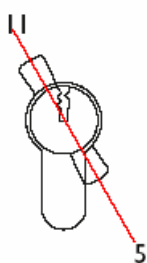
***Actual dimensions may be slightly under or over your requirement. Which would you prefer?**

Please check one: ☐ Over ☐ Under

	Your requirement in millimeters	To be completed by Medeco Actual dimension factory will provide*
B		
C		
D		

Step 2 – Choose cam position

Cam position code as shown from outside.



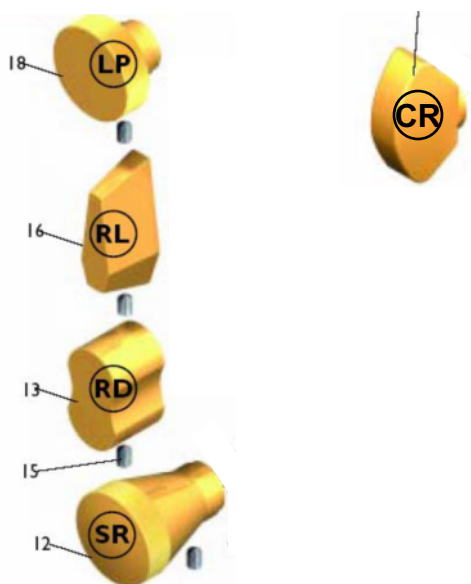
Check One of the Following:

☐ Cam Locked at 11 O'clock Position

☐ Cam Locked at 5 O'clock Position

Note: All Medeco profile cylinders have 360 degree cam rotation. Limited rotation cams are not available.

Step 3 – Choose a thumbturn



Check only one:

☐ LP Thumbturn

☐ RL Thumbturn

☐ RD Thumbturn

☐ SR Thumbturn

☐ CR Thumbturn

Step 4 – Choose number of pins

_____ 5 pin

_____ 6 pin

Pinning is exclusive – a 5 pin key **will not work in a 6 pin profile cylinder!*

Step 5 – Choose pinning

_____ Sub Assembled

_____ Pinned

_____ Master Keyed

Step 6 – Choose technology

_____ Original

_____ Biaxial

_____ Medeco³

Step 7 – Choose finish

Please fill in the blank

Step 8 – Choose keyway or program

Please fill in the blank

Step 9 – Quantity of cylinders required

Please fill in the blank

Part number (to be supplied by Medeco)

Signature and date
