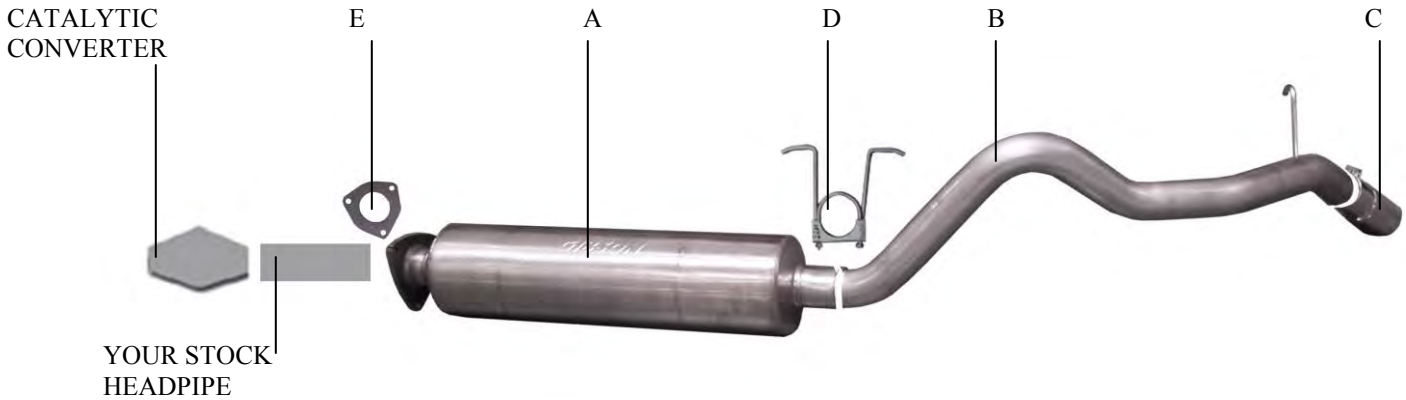




**INSTRUCTION MANUAL**  
**STAINLESS SINGLE EXHAUST**  
**CHEVY BLAZER, JIMMY 4.3L -V6 2DR 2/4WD**  
**PART # 614510**



ITEM	PART #	QUANTITY	DESCRIPTION
A	788500S-4	1	S.S SUPERFLOW MUFFLER W/ FLANGE#GP-101
B	262-700121S	1	2.5"STAINLESS OVERAXLE TAILPIPE
C	500361	1	3" STAINLESS TIP
D	4126	1	2" REAR MUFFLER HANGER
E	9684	1	HEADPIPE GASKET
F	BOLT KIT FOR HEADPIPE FLANGE		
	3304	3	3/8" X 1-1/2" BOLT
	5057	3	3/8" NUT
	9033	3	3/8" LOCK WASHER

Thank you for purchasing our GIBSON EXHAUST SYSTEM for your vehicle. If you need any further assistance, please do not hesitate to call our Technical Department at (800) 528-3044, Monday through Friday, 8:00 AM to 5:00 PM.


## EXHAUST INSTALLATION MANUAL KIT# 614510

WHEN INSTALLING THIS EXHAUST SYSTEM MAKE SURE TO USE ALL THE PROPER SAFETY PRECAUTIONS. USE JACKSTANDS WHEN UNDER THE TRUCK, SET PARKING BRAKE, BLOCK TIRES, AND USE SAFETY GLASSES AND GLOVES. DO NOT WORK WITH HOT PIPES!


### SUGGESTED TOOLS:

15MM SOCKET, 9/16" WRENCH, 1/2" SOCKET, 1/2" WRENCH, JACKSTANDS, HACKSAW, HI-TEMP GASKET SEALER

FIRST, LAY OUT THE GIBSON EXHAUST AS IT APPEARS IN THE DRAWING. NEXT, CHECK THAT ALL PIPE NUMBERS MATCH ALL INSTRUCTION NUMBERS. RAISE VEHICLE AND SUPPORT WITH JACK STANDS.



1. NOW, CUT STOCK TAILPIPE JUST ABOVE THE FIRST BEND COMING OUT OF THE REAR OF THE STOCK MUFFLER. REMOVE STOCK TAILPIPE .



2. UNBOLT STOCK MUFFLER FLANGE AT THE STOCK CONVERTER. REMOVE THE STOCK MUFFLER. MAKE SURE ALL RUBBER GROMMETS ARE STILL IN PLACE.



3. INSTALL THE MUFFLER # A TO THE STOCK FLANGE USING BOLT KIT # F AND GASKET # E WE SUGGEST USING A HIGH TEMP GASKET SEALER ON THE STOCK GASKET WHEN REINSTALLING. USE JACKSTANDS TO SUPPORT THE MUFFLER. INSTALL HANGER #D IN REAR RUBBER GROMMETS NEAR THE OUTLET OF THE MUFFLER.



4. INSTALL TAILPIPE #B AND INSERT WELDED HANGER INTO RUBBER GROMMETS AND THEN INSERT IT INTO THE REAR OF THE MUFFLER. AND ATTACH WITH HANGER #D. INSTALL THE STAINLESS TIP. TO CLEAN USE ANY STAINLESS OR ALUMINUM CLEANER..

**MAKE SURE YOU HAVE A 1" CLEARANCE ON ALL PIPES FROM ALL RUBBER BRAKE LINES, FUEL LINES, SHOCK BOOTS, TIRES, ETC...**