




CUSTOM BRANDED TOOLBOXES



**YOUR
LOGO
HERE**

Signature Series



WILD THINGS
TRUCK AND CAR ACCESSORIES IDAHO FALLS, ID

PREMIUM QUALITY // COMPETITIVE PRICING // PERSONAL BRANDING

NO ADDITIONAL COST FOR BADGES WHEN ORDERING THREE OR MORE TOOLBOXES!



TOOLBOXES THAT SELL YOU

Welcome to one of the most powerful custom-branded product programs for retailers and installers! Now you can order high-quality toolboxes from a leading manufacturer and have them badged with your company branding. Brandit® allows you to sell a quality product that is unique to your company!

ABOUT THE TOOLBOXES

The toolboxes available through the Brandit® program are manufactured by UWS (United Welding Services) to the most stringent specifications in the industry. Below are some of the key features of these great boxes.

KEY SPECIFICATIONS

- **25% Thicker Aluminum**—The leading “Big Box” retail brands use aluminum that is .045” thick; Brandit® boxes are made with heavy-duty .058” aluminum for years of service.
- **Made in the USA**—All Brandit® toolboxes are made in the USA by American workers.
- **One-Piece Aluminum Tub & Lid**—All Brandit® boxes are made with a one-piece design that provides support for heavy loads, absorbs tool drops, and prevents leaks. They also boast 8.2% more volume than leading competitors.
- **Patented Foam-Filled Lid**—Brandit® toolboxes feature foam-filled lids that prevent warping/bending and ensure easy opening and closing from either side—even after years of service.
- **Stainless Steel Hardware**—Brandit® toolboxes feature premium stainless steel hardware instead of cheaper cast aluminum.

QUALITY TOOLBOXES WITH YOUR BRANDING ARE AS EASY AS 1, 2, 3.

We’ve worked hard to make the Brandit® toolbox program as easy for resellers as we possibly can. Find out how easy it is to get your own branded toolboxes below!



Contact your local Brandit® warehouse distributor and order the boxes you want. Brandit® toolboxes are available in several different sizes, styles, and finishes. Your Brandit® WD will give you details on the toolboxes available, as well as the minimum order required to receive the badges.



Once you’ve met the minimum order, you will be sent 10 custom badges for your new boxes.



Start selling one of the best toolboxes available with your very own company branding. Build customer loyalty by selling quality products they can’t get anywhere else!

Limited One-Year Warranty

The manufacturer warrants that the products it sells are free from defects in materials and workmanship under normal use and service for a period of one year from the date of purchase to the original purchaser. This warranty does not cover defects or damage arising from improper installation, inadequate maintenance, improper storage, shipping and handling, ordinary wear and tear, misuse, abuse, accident, unauthorized service, or use with or on unauthorized products or parts, or use for any other purpose than that which is herein stated. The only liability of this company hereunder in tort and contract, under this warranty shall be limited to the repair or replacement of any product or component part which shall prove defective to the original purchaser. Secure toolbox and chestbox only with provided or approved fasteners. Do not operate vehicle with unsecured toolbox or chestbox.

The manufacturer will not pay cost of repair performed other than in accordance with this warranty.

Notice of a product believed to be defective as covered by this warranty should be directed to the original seller and should include the purchaser’s name and address, original or copy of the receipts or invoice, the warranty label with code located in the inside of the lid of the box, and a brief description of the defect. Upon receipt of such notice the original seller will inspect the product and will proceed with the guidelines set forth by his supplier. There are no express warranties except as listed above. The foregoing warranty is in lieu of any and all warranties, expressed or implied. All implied warranties including, but not limited to, the warranty of merchantability and fitness for a particular purpose, are hereby excluded. United Welding Services, Inc. shall not be liable for incidental or consequential damages resulting from use of its product, or arising out of any breach of this warranty.

For replacement keys, please visit <https://www.uwsta.com/accessories>. The foregoing limitations and exclusions are intended to be effective to the maximum extent permitted by law.



YOUR BRAND

Brandit® puts your store brand on the quality toolboxes you sell.

You get these benefits:

- Toolbox badges at NO COST when you buy Brandit® boxes.
- Badges are custom made with the design you provide.
- Marketing—your brand will be visible on your customers' vehicles.
- No worries about price matching—only you sell this box.
- Builds awareness of your store and the category of products you sell.

The boxes come to your store with no label; you apply the custom badges provided by your Brandit® warehouse. Only your AAM warehouse offers you this exclusive program!

Fleet sales opportunity. Sell 10 or more toolboxes to a fleet and get custom badges made with the fleet's company logo on the box!



OUR BOXES

SINGLE LID CROSSOVER



WEDGE SINGLE LID CROSSOVER



LOW PROFILE SINGLE LID CROSSOVER



CHEST BOX WEDGE



DEEP CROSSOVER



SIDE RAIL MOUNT



SECURE LOCK AND SECURE LOCK WITH RAIL



NO ADDITIONAL COST FOR BADGES WHEN ORDERING THREE OR MORE TOOLBOXES!



Patented Foam-Filled Lid
creates a solid structure to
prevent bending or warping
and ensures easy opening
and closing from either side.

MicroSeal™ Stripping
helps seal out moisture,
dust, and dirt.

Self-Opening
for easy loading
of tools and



Convenient Tray slides
in grooved lip for added
storage.



Handle provides strength, security, and
long-term corrosion resistance.



"Easy Reach" Paddle Handle
Locations are easier to open
without contacting truck body.

Aluminum
8.2% more
brands a
loads, ab
leakage.

CUSTOM-BRANDED TOOLBOXES AVAILABLE EXCLUSIVELY THROUGH THE AAM GROUP™

MADE IN THE USA

25% Thicker Material than the leading big box retail brands

0.058"


0.045"

Lifting Lid Opens 90°
loading and unloading
and equipment.

**All Stainless Steel
Hardware**—no cast aluminum



Long Life Gas-Strut is stronger and more durable than in economy boxes.



Connecting Rod Enclosure helps prevent box contents from bending or jamming the locking system.

Maximum One-Piece Tub and Lid have more volume than leading big box and are designed to support heavy absorb tool drops, and prevent. Available in three finishes.

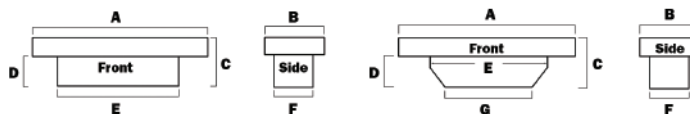
**One-Year
Warranty**

Strong welded box is weather resistant.

- **Bright Aluminum Diamond Tread**
- **Black Powder-Coated Aluminum Diamond Tread**
- **Matte Black Aluminum Diamond Tread**

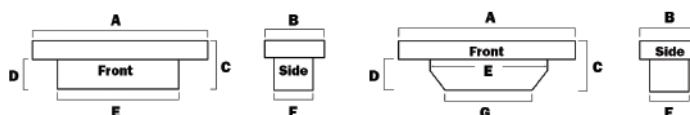


SINGLE LID CROSSOVER



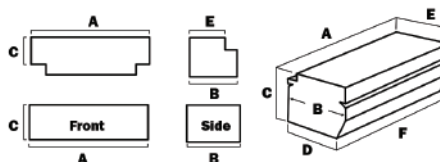
| Brandit # | Natural | Black | Matte Black | A | B | C | D | E | F | G | CU. FT. |
|----------------------|---------|-------|-------------|----|--------|--------|--------|----|----|----|---------|
| APSTB70 (b) | X | X | | 70 | 20 1/4 | 14 1/2 | 9 3/8 | 59 | 17 | | 8.8 |
| APSTB72 (b) | X | X | | 72 | 20 1/4 | 14 1/2 | 9 3/8 | 59 | 17 | | 9 |
| APSTB60A (b) | X | X | | 60 | 20 1/4 | 14 1/2 | 9 3/8 | 52 | 17 | 38 | 7.2 |
| APSTB60ALP (b) | X | X | | 60 | 20 1/4 | 14 1/2 | 11 3/4 | 52 | 17 | 38 | 6.7 |
| APSTB63A (b) | X | X | | 63 | 20 1/4 | 14 1/2 | 9 3/8 | 55 | 17 | 39 | 7.6 |
| APSTB63ALP, (b),(mb) | X | X | X | 63 | 20 1/4 | 18 1/2 | 16 | 55 | 17 | 39 | 8.5 |
| APSTBD70 (b) | X | X | | 70 | 20 1/4 | 20 1/2 | 15 1/2 | 62 | 17 | 56 | 12.4 |
| APSTB70LP, (b),(mb) | X | X | X | 70 | 20 1/4 | 14 1/2 | 11 3/4 | 62 | 17 | | 8.4 |

DEEP CROSSOVER



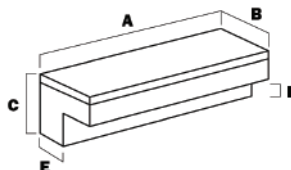
| Brandit # | Natural | Black | Matte Black | A | B | C | D | E | F | G | CU. FT. |
|----------------|---------|-------|-------------|----|--------|--------|--------|----|----|----|---------|
| APSTBD70 (b) | X | X | | 70 | 20 1/4 | 20 1/2 | 15 1/2 | 62 | 17 | 56 | 12.4 |
| APSTBD70LP (b) | X | X | | 70 | 20 1/4 | 20 1/2 | 15 1/2 | 62 | 17 | | 11 |

CHEST BOX WEDGE



| Brandit # | Natural | Black | A | B | C | D | E | F | G | CU. FT. |
|---------------|---------|-------|----|--------|--------|--------|--------|----|---|---------|
| APCTB48W(B) | X | X | 48 | 21 | 18 1/4 | 17 3/8 | 17 1/2 | 48 | | 9.6 |
| APCTB55W (B) | X | X | 55 | 21 | 18 1/4 | 17 3/8 | 17 1/2 | 55 | | 11 |
| APCTB55WN (B) | X | X | 55 | 20 | 18 1/4 | 15 | 17 1/2 | 41 | | 2.2 |
| APCTB60W (B) | X | X | 60 | 21 | 18 1/4 | 17 3/8 | 17 1/2 | 60 | | 12 |
| APTBC60N (B) | X | X | 60 | 22 1/2 | 18 1/4 | 17 1/4 | 17 1/2 | 47 | | 10.3 |
| APTBC62WN (B) | X | X | 62 | 21 1/4 | 19 1/4 | 17 1/2 | 17 1/2 | 53 | | 5.9 |

SIDE RAIL MOUNT TOOLBOX



| Brandit # | Natural | Black | A | B | C | D | E | F | G | CU. FT. |
|-------------|---------|-------|----|-------|----|---|---|---|---|---------|
| APSSM48(B) | X | X | 48 | 11.25 | 11 | 7 | 7 | | | 3 |
| APSSM60 (B) | X | X | 60 | 11.25 | 11 | 7 | 7 | | | 3.7 |
| APSSM72 (B) | X | X | 72 | 11.25 | 11 | 7 | 7 | | | 4.2 |

| Year/Make/Model | | APSSL72LP APSSL72LP-MB APSSL72LP-R APSSL72LP-MB-R | APSTB72 APSTB72B | APSTB70 APSTB70B | APTBC60N APTBC60NB | APSTB63A APSTB63AB | APSTB60A APSTB60AB | APSTBD70 APSTBD70B | APSSL69LP APSSL69LP-MB APSSL69LP-R APSSL69LP-MB-R |
|------------------|----------------------------------|--|---------------------|---------------------|-----------------------|-----------------------|-----------------------|-----------------------|--|
| CHEVROLET | | | | | | | | | |
| '04-Up | Colorado | | | | | | X | | |
| '04-Up | Colorado 4DR SWB | | | | | | X | | |
| '04-Up | Colorado Crew Cab w/ 5.8 FT BED | | | | | | X | | |
| '78-Up | Full Size LWB | | | X | | | | X | X |
| '78-Up | Full Size SWB | | | X | | | | X | X |
| '88-98 | Stepside | | | | | | | | |
| '99-Up | Stepside | | | | | | | | |
| '92-04 | S-10 | | | | | | X | | |
| '97-04 | S-10 SPT | | | | | | X | | |
| '02-04 | S-10 4DR | | | | | | X | | |
| DODGE | | | | | | | | | |
| '87-Up | Dakota | | | | | X | | | |
| '00-Up | Dakota 4DR Crew Cab | | | | | X | | | |
| '05-Up | Dakota Ext. Cab | | | | | X | | | |
| 19-Up | Ram Full Size | | | X | | | | X | X |
| 94.5-2018 | Full Size LWB | X | X | X | | | | X | |
| 94.5-2018 | Full Size SWB | X | X | X | | | | X | |
| '09-Up | Full Size Crew Cab w/ 5.8 ft Bed | X | X | X | | | | X | |
| '78-Up | Full Size SWB | X | X | X | | | | X | |
| '06-Up | 1500 / 2500 / 3500 4DR Mega Cab | X | X | X | | | | X | |
| FORD | | | | | | | | | |
| '07-10 | Explorer Sport Trac | | | | | | X | | |
| '01-06 | Explorer Sport Trac | | | | | | X | | |
| '04-Up | Full Size LWB | | | X | | | | | X |
| '97-Up | Full Size LWB | | | X | | | | X | X |
| '87-Up | Full Size LWB | | | X | | | | X | X |
| '04-Up | Full Size SWB | | | X | | | | | X |
| '97-Up | Full Size SWB | | | X | | | | X | X |
| '87-Up | Full Size SWB | | | X | | | | X | X |
| '04-08 | Stepside | | | | X | | | | |
| '97-03 | Stepside | | | | | X | | | |
| '87-96 | Stepside | | | | | X | | | |
| '87-Up | Ranger LWB | | | | | | X | | |
| '87-Up | Ranger SWB | | | | | | X | | |
| '01-Up | Ranger Edge Super Cab | | | | | | X | | |
| '99-Up | F-250-550 LWB | X | X | X | | | | X | X |
| '99-Up | F-250-550 SWB | X | X | X | | | | X | X |
| GMC | | | | | | | | | |
| '04-12 | Canyon | | | | | | X | | |
| '04-12 | Canyon 4DR SWB | | | | | | X | | |
| '04-12 | Canyon Crew Cab w/ 5.8 ft Bed | | | | | | X | | |
| '15 -Up | Canyon | | | | | | X | | |
| '15 -Up | 4DR Crew Cab | | | | | | X | | |
| '15 -Up | 4DR Ext Cab | | | | | | X | | |
| '78-Up | Full LWB | | | X | | | | X | X |
| '78-Up | Full SWB | | | X | | | | X | X |
| '88-98 | Stepside | | | | | | | | |
| '99-Up | Stepside | | | | | | | | |
| '92-04 | S-15 | | | | | | X | | |
| '02-04 | S-15 4DR | | | | | | X | | |
| NISSAN | | | | | | | | | |
| '98-'04 | Frontier Std. Cab | | | | | | X | | |
| '05-Up | Frontier Crew Cab | | | | | X | | | |
| '05-Up | Frontier King Cab | | | | | | X | | |
| '99-04 | 4 Door Crew | | | | | | X | | |
| '04-Up | Titan Ext Cab | | | X | X | | | X | X |
| '04-Up | Titan SWB | | | X | X | | | X | X |
| '04-Up | Titan 4DR SWB | | | X | X | | | X | X |
| TOYOTA | | | | | | | | | |
| '89-04 | Tacoma Reg. Cab | | | | | | X | | |
| '05-Up | Tacoma Reg. Cab | | | | | X | | | |
| '96-04 | Tacoma Crew Cab | | | | | | X | | |
| '05-Up | Tacoma/Prerunner Double Cab | | | | | X | | | |
| '05-Up | Tacoma/Prerunner Access Cab | | | | | X | | | |
| '93-99 | T-100 | | | | X | | | | |
| '93-99 | T-100 EX | | | | X | | | | |
| '99-06 | Tundra 2dr Std Cab | | | | X | | | | |
| '14-15 | Tundra 2dr Std Cab | | | X | X | | | X | X |
| '02-06 | Tundra Stepside | | | | | | X | | |
| '07-20 | Tundra | | | X | | | | X | X |

Continued on back

| Year/Make/Model | | APSTB70LP APSTB70LPB APSTB70LPMB | APSTBD70LP APSTBD70LPB | APTBC62WN APTBC62WNB | APSTB63ALP APSTB63ALPB APSTB63ALPBM | APSTB60ALP APSTB60ALPB | APCTB60W APCTB60WB | APCTB55W APCTB55WB APCTB55WN APCTB55WNB | APCTB48W APCTB48WB |
|------------------|----------------------------------|--|---------------------------|-------------------------|---|---------------------------|-----------------------|--|-----------------------|
| CHEVROLET | | | | | | | | | |
| '04-Up | Colorado | | | | | X | | | |
| '04-Up | Colorado 4DR SWB | | | | | X | | | |
| '04-Up | Colorado Crew Cab w/ 5.8 ft Bed | | | | | X | | | |
| '78-Up | Full Size LWB | X | X | X | | | X | | |
| '78-Up | Full Size SWB | X | X | X | | | X | | |
| '88-98 | Stepside | | | | | | | X | X |
| '99-Up | Stepside | | | | | | | X | X |
| '92-04 | S-10 | | | | | X | | | |
| '97-04 | S-10 SPT | | | | | X | | | |
| '02-04 | S-10 4DR | | | | | X | | | |
| DODGE | | | | | | | | | |
| '87-Up | Dakota | | | | X | | | X | |
| '00-Up | Dakota 4DR Crew Cab | | | | X | | | | |
| '05-Up | Dakota Ext. Cab | | | | X | | | X | |
| '19-Up | Ram Full Size | X | X | | | | | X | |
| '94.5-2018 | Full Size LWB | X | X | X | | | | | |
| '94.5-2018 | Full Size SWB | X | X | X | | | | | |
| '09-Up | Full Size Crew Cab w/ 5.8 ft Bed | X | X | X | | | | | |
| '78-Up | Full Size SWB | X | X | X | | | | X | |
| '06-Up | 1500 / 2500 / 3500 4DR Mega Cab | X | X | X | | | | | |
| FORD | | | | | | | | | |
| '07-10 | Explorer Sport Trac | | | | | X | | | |
| '01-06 | Explorer Sport Trac | | | | | X | | | |
| '04-Up | Full Size LWB | X | X | | | | | X | |
| '97-Up | Full Size LWB | X | X | | | | | X | |
| '87-Up | Full Size LWB | X | X | | | | X | | |
| '04-Up | Full Size SWB | X | X | | | | | X | |
| '97-Up | Full Size SWB | X | X | | | | | X | |
| '87-Up | Full Size SWB | X | X | | | | X | | |
| '04-08 | Stepside | | | X | | | | | |
| '97-03 | Stepside | | | | X | | | | X |
| '87-96 | Stepside | | | | X | | | | X |
| '87-Up | Ranger LWB | | | | | X | | | X |
| '87-Up | Ranger SWB | | | | | X | | | X |
| '01-Up | Ranger Edge Super Cab | | | | | X | | | |
| '99-Up | F-250-550 LWB | X | X | | | | | X | |
| '99-Up | F-250-550 SWB | X | X | | | | | X | |
| GMC | | | | | | | | | |
| '04-12 | Canyon | | | | | X | | | |
| '04-12 | Canyon 4DR SWB | | | | | X | | | |
| '04-12 | Canyon Crew Cab w/ 5.8 ft Bed | | | | | X | | | |
| '15-Up | Canyon | | | X | | X | | | |
| '15-Up | 4DR Crew Cab | | | X | | | | | |
| '15-Up | 4DR Ext Cab | | | X | | | | | |
| '78-Up | Full LWB | X | X | X | | | X | | |
| '78-Up | Full SWB | X | X | X | | | X | | |
| '88-98 | Stepside | | | | | | | | X |
| '99-Up | Stepside | | | | | | | | X |
| '92-04 | S-15 | | | | | X | | | |
| '02-04 | S-15 4DR | | | | | X | | | |
| NISSAN | | | | | | | | | |
| '98-'04 | Frontier Std. Cab | | | | | X | | | |
| '05-Up | Frontier Crew Cab | | | | X | | | | |
| '05-Up | Frontier King Cab | | | | | X | | | X |
| '99-04 | 4 Door Crew | | | | | X | | | |
| '04-Up | Titan Ext Cab | X | X | | | | X | | |
| '04-Up | Titan SWB | X | X | | | | X | | |
| '04-Up | Titan 4DR SWB | X | X | | | | | | X |
| TOYOTA | | | | | | | | | |
| '89-04 | Tacoma Reg. Cab | | | | | X | | | |
| '05-Up | Tacoma Reg. Cab | | | | X | | | | |
| '96-04 | Tacoma Crew Cab | | | | | X | | | |
| '05-Up | Tacoma/Prerunner Double Cab | | | | X | | | | |
| '05-Up | Tacoma/Prerunner Access Cab | | | | X | | | | |
| '93-99 | T-100 | | | X | | | | X | |
| '93-99 | T-100 EX | | | X | | | | | |
| '99-06 | Tundra 2dr Std Cab | | | X | | | | | X |
| '14-15 | Tundra 2dr Std Cab | X | X | | | | | | |
| '02-06 | Tundra Stepside | | | | | X | | | |
| '07-20 | Tundra | X | X | | | | X | | |

DISTRIBUTORS: Find your local distributor and start ordering products that help sell you today!



WWW.BRANDITPRODUCTS.COM