


# MANTA RAY POP TOP



DESIGNED FOR THE ROAD AHEAD



NEW AGE  
CARAVANS



# New Age Caravans. Designed for the road ahead.



At New Age Caravans we have always been future focused. We started life back in 2004 as New Age Frames and Designs with a view to providing the industry with a higher standard of structural framing and CNC fabricated componentry.

Four years later we then switched our focus to building our own caravans and 2008 New Age Caravans was born. With a strong desire to bring something better to the market, we built caravans that were credited with revolutionising the Australian caravan industry. Instead of sticking with the wooden and rustic interiors built by other caravan manufacturers, we designed caravans with modern, apartment style interiors. Our innovative designs were an overwhelming success and caused other manufacturers to follow our lead. Since then we've grown into a multi-award winning brand synonymous with quality and innovation.

Finding new and better ways to do things is in our company DNA and, not surprisingly, it's what caused the Walkinshaw Automotive Group to take an interest in us. The Walkinshaw Automotive Group was founded by motorsport legend Tom Walkinshaw, a man renowned not just for his prowess in F1, Le Mans Prototypes, British Touring Cars and Australian Supercars, but also for creating Australia's iconic and only surviving automotive brand HSV.

The Walkinshaw Automotive Group was looking to bring its innovative design and engineering expertise to the caravan and RV market, and in 2019 it decided to purchase



New Age Caravans. Needless to say, it has taken our design and engineering capabilities to a whole new level. Through Walkinshaw we now have access to facilities, technology and expertise that are unmatched in the caravan industry.

A seven-post rig that can replicate 1000km of rough durability testing in minutes, a dedicated clay modelling



studio for conceptual and prototype design work, robotic-welded chassis operation and access to Walkinshaw's proving ground for unsurpassed rough track testing are but a few of the things we now have at our disposal to help us design the next generation of New Age caravans.

Featuring a Walkinshaw designed and engineered chassis and a myriad of specially designed elements unique to New Age, our brand new Manta Ray Pop Top is just the beginning of what's to come. With the new Walkinshaw influence New Age Caravans is perfectly positioned to make the future of caravanning more exciting and rewarding than ever before.



## Taking the Australian Pop Top to new heights.

Packed with all the offerings of a full length caravan, the Manta Ray Pop Top sets new design benchmarks. It starts with an all-new roof design system. Featuring a domed composite roof panel, unique aluminium bodytop and specially designed roof surrounds, the new system provides additional strength and promotes drainage to ensure optimum comfort and protection from the elements.

For exceptional towability and durability, the new Manta Ray Pop Top also boasts a Walkinshaw engineered galvanized chassis. The signature New Age rear mould and durable exterior sidewall trimming add yet another level of sophistication to the design, while a number of cleverly configured floor plans enable the Manta Ray Pop Top to accommodate a host of modern

day conveniences. Needless to say, Luxury and Adventurer upgrade packs are also available for those wishing to take their Manta Ray Pop Top to yet another level. Whether you're planning short trips or a tour around Australia, the new Manta Ray Pop Top range lets you do it in comfort and style.



## Why choose New Age Caravans?

Since our integration with Walkinshaw Automotive Group we have access to engineering, design and technology expertise that is unmatched in the caravan industry.

We have a nationwide dealership and service network to service all your caravan needs.

We are proudly Australian made.

Our highly skilled workforce has been designing and manufacturing caravans since 2008.

We are committed to innovation and created the modern apartment style aesthetic that is now the standard across the caravan industry.




Like \$500 cash in your pocket? Tell your friends how much you love New Age Caravans and if they purchase one you'll receive \$500! So spread the word and encourage your friends to experience all that this great country has to offer.



The New Age Tribe, previously known as the Owners Club, was started in 2014 by passionate New Age caravan customers. The purpose was to have like-minded owners meet to pass on valuable knowledge about their caravanning travels and experiences around this wonderful country.



Travel with peace of mind knowing that New Age Assist is here to help. Flat tyre? Locked out of your van? Broken down? Need technical advice or general assistance? If you're a New Age Assist member, we're here to help.



Our caravans are covered by a 3 year bumper to hitch manufacturer's warranty.

*\*Please visit [newagecaravans.com.au](http://newagecaravans.com.au) for full warranty terms.*

# Key features

Walkinshaw engineered chassis  
 Heavy-duty beam axle suspension (15ft & 16ft layouts only)  
 Rocker Roller suspension (18ft layouts only)  
 1 x 110L water tank (15ft & 16ft layouts only)  
 2 x 110L water tank (18ft layouts only)  
 2 x 9kg gas bottles  
 15" tyres and wheels  
 1 x 110L grey water tank  
 50mm ball hitch  
 Queen bed  
 Ensuite with shower and toilet  
 Cooktop with gas only mini grill  
 164L 3-way fridge (16ft & 18ft layouts only)  
 93L 3-way fridge (15ft layout only)  
 Front loading washing machine  
 24" Smart TV & DVD player  
 Air conditioner (reverse cycle) floor mounted

Microwave - flatbed  
 BMPRO SwayControl  
 1 x 100AGM battery  
 1 x 150W solar panel  
 External picnic table – small  
 Café lounge with pillow top upholstery & tri-fold table (16ft & 18ft layouts only)

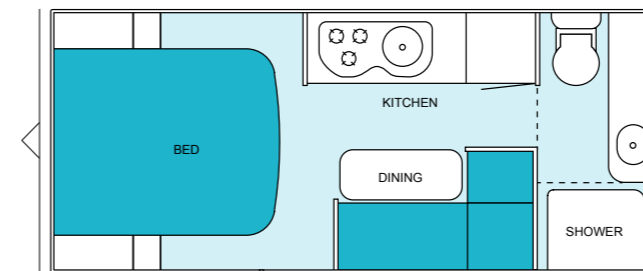
## Adventurer Pack

Cruisemaster suspension  
 DO35 hitch  
 Recessed coupling  
 Extended A-frame  
 Weatherproof floor liner  
 Toolbox with gas bottles mounted inside  
 16" tyres and wheels  
 External shower  
 Inline water filter  
 Pipe lagging  
 Reverse camera

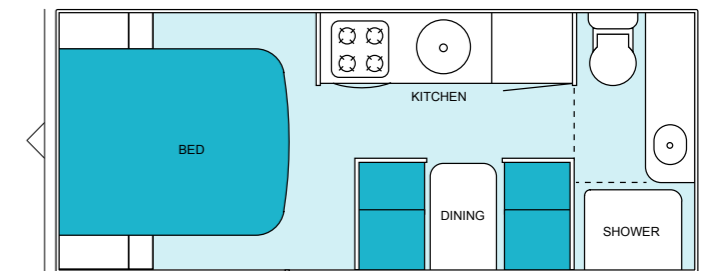
Silver high-profile side trimming  
 High front and side checkerplate  
 Large external picnic table upgrade  
 Jerry can holders  
 Wheel spats

## Luxury Pack

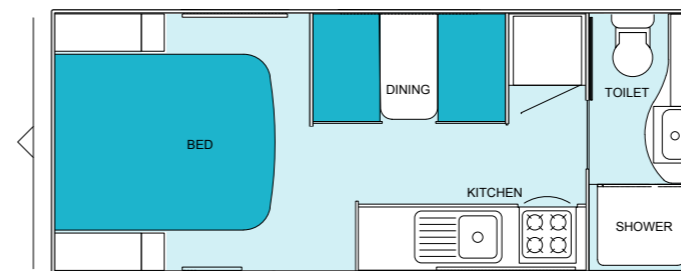
Includes all features in the Adventurer pack  
 1 x 100A lithium battery & charger upgrade  
 Odyssey display unit & tank node  
 Diamond stitch upholstery  
 Smooth sidewall cladding  
 Fully upholstered lounge area with integrated footrests  
 Higher Raven coat trimming on front and sides  
 Gloss doors



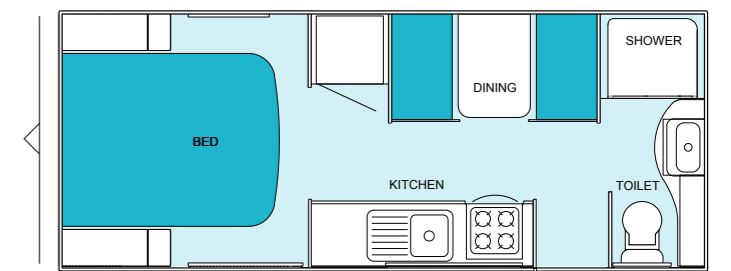
Manta Ray Pop Top 15ft Ensuite. Sleeps 2.



Manta Ray Pop Top 16ft Ensuite. Sleeps 2.



Manta Ray Pop Top 18ft Ensuite. Sleeps 2.



Manta Ray Pop Top 18ft Ensuite Rear Door. Sleeps 2.



[newagecaravans.com.au](http://newagecaravans.com.au)

