

# Ford TRANSIT



COMMERCIAL VEHICLES



Go Further



# MEET THE TRANSIT COMMERCIAL FLEET

Welcome to the award-winning Ford Transit Commercial Range. Renowned for capability, dependability, safety, efficiency and car-like drive and comfort, the comprehensive Transit line-up is built to get the job done.



Transit Custom Sport 320S SWB shown in Blue Metallic



Transit 410L Bus shown in Frozen White



Transit 470E Single Cab Chassis shown in Frozen White



Above: Transit Custom 340L LWB shown in Frozen White  
Front Cover (Left to Right): Transit 350L LWB FWD Van in Frozen White, Transit Custom Sport 320S SWB in Orange Glow, Transit Custom Double Cab in Van 340L LWB in Magnetic



Transit 350L LWB FWD Van shown in Moondust Silver



Transit 350L LWB FWD Van interior shown  
with Optional Satellite Navigation.

# THE VAN THAT CAN

Delivering bold design, the versatility to take on tight streets and enough load space to keep your business moving, the Transit Commercial range is built tough. The advanced 2.0L EcoBlue diesel engine delivers an impressive 125kW of power and 390Nm of torque in Transit Custom, Van, Bus & Cab Chassis models, and up to 136kW and 405Nm in Transit Custom Sport models. Along with the latest smart technology, every Transit Commercial Vehicle is powerful, capable and intelligent, ready to become your next mobile office.

## ADVANCED SAFETY

### Adaptive Cruise Control<sup>13</sup>.

Adjusts to the flow of traffic, slowing down when it senses a vehicle in front and returning to your pre-set speed once it clears.

### Autonomous Emergency Braking (AEB) with Pedestrian Detection<sup>13</sup>.

Detects if the car in front stops unexpectedly, or a pedestrian steps out onto the road, and can automatically apply the brakes if you don't.

### Lane Keeping Aid with Lane Departure Warning<sup>13</sup>.

Monitors road markings to detect if you unintentionally move out of your lane, and vibrates your steering wheel to warn you.

### Auto Wipers / Headlights (inc. High Beam)<sup>13</sup>.

Automatically turns high beams on and off depending on light levels and surrounding vehicles. Auto Wipers automatically turn on and adjust speed, depending on how heavy the rain is.

### Reverse Camera & Rear Cross Traffic Alert<sup>13, 16</sup>.

Park with confidence. When reversing, Rear Cross Traffic Alert can detect approaching vehicles, or other hazards, and warn you.

### Blind Spot Information System (BLIS)<sup>13</sup>.

If another vehicle enters your blind spot, the system activates a warning indicator light in the side mirror.

### Tyre Pressure Monitoring System (TPMS)<sup>17</sup>.

Available on Transit Custom Sport models, it will notify you if one of your tyres is significantly under-inflated.

### MyKey™

Program restricted driving mode settings (like top speeds) into your keys, encouraging responsible driving for those who may use the van.

## PEACE OF MIND INSIDE AND OUT

### Five stars for safety

Drive with extra confidence knowing Transit Custom has the top ANCAP safety rating.

### Six Airbags Standard

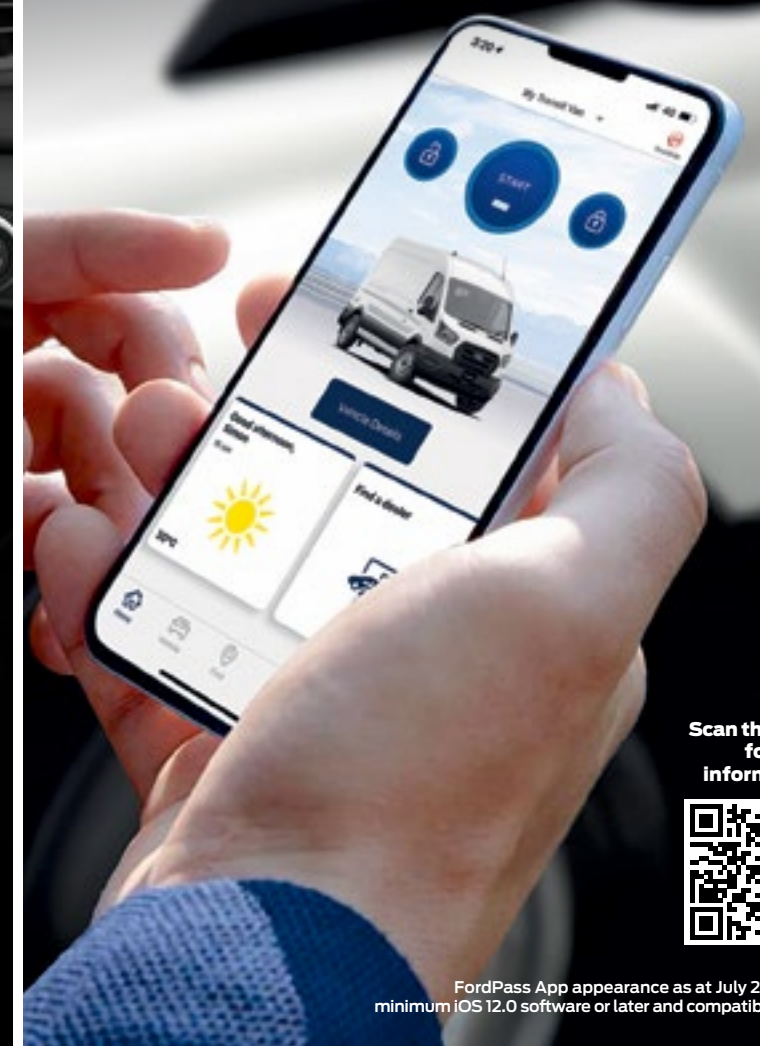
Every Transit has airbags positioned at the front, on both sides and at the head to protect the driver and front passengers.

### Room for the Whole Crew

With up to 6 seats available on the 340L Custom Double Cab and 7 seats on the Double Cab Chassis, Transit is the perfect solution for moving crew and cargo.

## WELCOME TO THE WORLD OF FORD CONNECTIVITY

Every vehicle in the 2020.5MY Transit Commercial Range will arrive fitted with an embedded modem known as FordPass Connect. Using the FordPass App on your smartphone<sup>23</sup>, you can locate your vehicle, lock and unlock the doors, and even start the engine remotely to heat or cool the cabin to the last known setting.<sup>24</sup>.



Scan this code  
for more  
information.



FordPass App appearance as at July 2020 with  
minimum iOS 12.0 software or later and compatible device.

### Colour Range

#### Entire Transit Range



Frozen White

#### Additional Transit Custom colours



Magnetic\*

#### Additional Transit Custom Sport colours



Orange Glow

#### Additional Transit Bus colour



Agate Black\*



Moondust Silver\*



Agate Black\*



Blue Metallic

#### 100+ Special Vehicle Option (SVO) Paint options



\* Prestige Paint is an option that incurs an additional charge. SVO Paint not available on Transit Custom Sport models.

### Notes





**SYNC® 3 with Apple CarPlay™  
Android Auto™<sup>1,2</sup>.**

Our fully integrated Sync®3 system seamlessly connects compatible smartphones so you never miss a beat. Get to your next worksite with the optional Satellite Navigation system<sup>3</sup>, make hands free calls and listen to text messages.



**Transit Custom Sport**

Delivering an upgraded 136kW/405Nm of torque, Transit Sport comes with 17" machine alloy wheels, sports body kit and unique stripes. Driver comfort is enhanced with partial leather seat trims, 8" touch screen & standard satellite navigation.



**Advanced EcoBlue Diesel Engine with  
optional Auto Transmissions<sup>4</sup>.**

The high performance EcoBlue diesel engine is now available with 6-speed auto across the range and 10-speed auto for Van, Bus and Cab Chassis models. Plus, save time and money with the 30,000km/12mth interval between services.



**Flexible Cargo Space and  
Load Area Protection<sup>5</sup>.**

Transit maximises space and practicality, with up to 3.4m load length<sup>6</sup> in Transit Custom and up to 4.2m<sup>7</sup> in Transit Van. Protect cargo with a fixed steel bulkhead, sealed load floor, full height hardboard lining and multiple tie-down hooks.



**High Roof**

Sometimes you just need some extra height. With an optional high roof available for Transit Custom and Transit Van, expand your max cargo volume up to 8.3m<sup>8</sup> and up to 13.0m<sup>8</sup> respectively<sup>8</sup>, so you'll never need to compromise.



**Rear Liftgate Door and  
Dual Side Load Doors<sup>9</sup>.**

All Transit vans come standard with barn doors, with the option of a rear liftgate door to let you load and unload even in the rain. And cargo is easily accessed from both sides with versatile dual side load doors.<sup>10</sup>



**Impressive Towing Ability**

With up to 2,800kg<sup>11</sup> maximum towing capacity on Transit Custom and up to 3,500kg<sup>12</sup> on Transit Van and Cab Chassis models, every model includes impressive safety features like Trailer Sway Control, Side Wind Stabilisation and Load Adaptive Control.<sup>13</sup>



**Integrated Roof Racks<sup>14</sup>.**

The Transit Custom's Integrated Roof Racks fold flat to give you increased vehicle height clearance, and reduce wind noise and fuel consumption when not in use. Lightweight and aerodynamic, the sturdy roof base allows you to carry a range of loads easily.



**Transit Bus<sup>15</sup>.**

The 410L Transit Bus comes with 12-seats, a versatile 10-speed automatic transmission and a power-operated left-hand side loading door. The optional high roof comes with overhead storage and LED reading lamps for your passengers.



2020.5MY Transit Specifications. Visit ford.com.au for full specification details and available accessories.

Transit Bus, Transit 430E Jumbo RWD Van and Transit 430E Single Cab Chassis arriving November 2020.

	Transit Custom	Transit Custom Sport	Transit Van RWD/FWD	Transit Cab Chassis RWD	Transit Bus RWD
Model	340S, 340L, 340L DCiV	320S, 320L DCiV	350L, 350E Jumbo, 470E Jumbo, 430E Jumbo	470E Single C/C, 430E Single C/C, 470E Double C/C	410L
Transmission	6-Sp Manual, 6-Sp Auto <sup>A</sup>	6-Sp Auto	6-Sp Manual, 6-Sp Auto <sup>A</sup> (350L), 10-Sp Auto <sup>A</sup>	6-Sp Manual (470E), 10-Sp Auto (430E)	10-Sp Auto
Engine	2.0L Diesel EcoBlue Engine				
Power - Maximum (DIN)	125kW @ 3,500rpm	136kW @ 3,500rpm	125kW @ 3,500rpm	125kW @ 3,500rpm	125kW @ 3,500rpm
Torque - Maximum (DIN), Valves	390Nm@ 1,500-2,000rpm, 16	405Nm@ 1,500-2,000rpm, 16	390Nm @ 1,600-2,300rpm, 16	390Nm @ 1,600-2,300rpm, 16	390Nm @ 1,600-2,300rpm, 16
Auto Stop/Start <sup>1A</sup>	S	S	S	S	S
Fuel Tank/AdBlue ® Tank Capacity (Litres)	72/21	72/21	95/21 - RWD, 72/21 - FWD	95/21	95/21
Battery	Single	Single	Twin	Twin	Twin
Wheels/Tyres					
Wheel Size/Type	6.5x16" Steel	17" Black/ Machine Alloy	6.5 x 16" Steel (350L, 350E), 6 x 16" Steel (470E)	6x16" Steel	6x16" Steel
Turning Circle - Kerb to Kerb (m)	11.6 - 340S, 12.8 - 340L, DCiV	11.8 - 320S, 13 - DCiV	13.3	13.3	13.3
Full Size Steel Spare Wheel	S	S	S	S	S
Rear Wheel Configuration	Single	Single	Single - 350L/350E Dual - 470E/430E	Dual	Single
Safety Features <sup>1A</sup>					
Adaptive Cruise Control	S	S	S	S	S
Airbags x 6 - Front and Side (Driver & Passenger)	S	S	S	S	S
Auto Head Lamps/Wipers	S	S	S	S	S
Auto High Beam	S	S	S	S	S
BLIS with Rear Cross Traffic Alert	S	S	S	–	
Dynamic Stability Control (DSC) incorporating ABS	S	S	S	S	S
Electronic Brakeforce Distribution (EBD) with Emergency Brake Light	S	S	S	S	S
Emergency Assistance <sup>1A</sup>	S	S	S	S	S
Front & Rear Parking Sensors <sup>1A</sup>	S	S	S	–	S
Heated Windshield	S	S	S	S	S
Hill Launch Assist	S	S	S	S	S
Lane Keeping Aid with Lane Departure Warning	S	S	S	S	S
Load Adaptive Control	S	S	S	S	S
MyKey <sup>TM</sup>	S	S	S	S	S
Perimeter Alarm/ Immobiliser	S	S	S	S	S
Autonomous Emergency Braking (AEB) with Pedestrian Detection	S	S	S	S	S
Rear Window Defroster	S	S	S	–	S
Reverse Camera with Trailer Hitch Assist <sup>1A</sup>	S	S	S	–	S
Roll Over Mitigation	S	S	S	S	S
Side Wind Stabilisation	S	S	S	S	S
Traction Control	S	S	S	S	S
Traffic Sign Recognition with Intelligent Speed Assist	S	S	S	S	S
Trailer Sway Control	S	S	S	S	S
Seating					
Driver 10-Way Manual Seat (Fore/Aft, Recline, Up/Down, Cushion Tilt, Lumbar Adjust)	S	–	S	S	S
10-Way Power Driver's Seat	–	S	–	–	–
Driver Arm Rest	S	S	S	S	S
Dual Front Passenger Fixed Seats with 2-way manual adjustment	S	S - Van, N/A - DCiV	S	S	S
Front Row seating capacity	3	2	3	3	3
Rear seating capacity	3 - DCiV	3 - DCiV	–	4 - Double Cab Chassis	9
Under Seat Stowage Compartment (Passenger side)	S	S	S	S	S
Heated Driver & Front Passenger Seats.	S	S	S	S	S
Cloth Seat Trim	S	-	S	S	S
Partial Leather Seat Trim	–	S	–	–	–

	Transit Custom	Transit Custom Sport	Transit Van RWD/FWD	Transit Cab Chassis RWD	Transit Bus RWD
Storage & Carrying					
Dual Side Load Doors	S - DCiV <sup>*</sup>	S - DCiV <sup>*</sup>	–	–	-
2nd Row Flip-Open Side					
<sup>*</sup> denotes windows on LHS/RHS					
Full Width Steel Bulkhead with Load Through Hatch and Window	S - Van, N/A - DCiV	S - Van, N/A - DCiV	S	–	-
DCiV Moulded Bulkhead	N/A - Van, S - DCiV	N/A - Van, S - DCiV	–	–	-
Integrated Roof Racks (Low Roof Only)	S	S	–	–	-
Kerbside Sliding Load Door	S - Van, N/A - DCiV	S - Van, N/A - DCiV	S	–	S - Power Operated
Load Area Protection Kit (includes Sealed Load Floor and Full Height Hardboard Lining) <sup>1A</sup>	S - Van, N/A - DCiV	S - Van, N/A - DCiV	S	-	-
Load Area Tie Downs	8 - Van, 6 - DCiV	8 - Van, 6 - DCiV	8	–	-
Locking Glove Box	S	S	S	S	S
Rear Twin Barn Door with Window (Degrees Opening)	S - 180 <sup>º</sup>	S - 180 <sup>º</sup>	S-270 <sup>º</sup>	–	S - 180 <sup>º</sup>
Audio Communications & Instruments					
FordPass Connect - Embedded Modem	S	S	S	S	S
Sync® 3 with Applink <sup>1</sup>	S	S	S	S	S
2 x USB Ports	S	S	S	S	S
8.0" Multi-functional Touchscreen Display	S	S	S	S	S
Apple Carplay™ & Android Auto™ Integration <sup>2</sup>	S	S	S	S	S
DAB+/-AM/FM Radio	S	S	S	S	S
Steering Wheel Mounted Audio Controls	S	S	S	S	S
Comfort & Convenience					
3 x 12V Sockets	S	S	S	S	S
230V (400W) Inverter	–	–	S	S	-
Air Conditioning - Manual	S	S	S	S	S
Leather Wrapped Steering Wheel - Telescopic and Tilt Adjustment	S	S	S	S	S
Trip Computer with Digital Speed	S	S	S	S	S
Lights / Visibility					
Bi-Xenon HID Headlamps with Static Bending & LED DTRL	–	S	–	–	-
Daytime Running Lamps (Halogen)	S	–	S	S	S
'Follow-Me-Home' Headlight Function	S	S	S	S	S
Front Fog Lamps (Halogen)	S	S	S	S	S
Front Variable Intermittent Wipers	S	S	S	S	S
Headlights (Halogen)	S	–	S	S	S
High Mounted Stop Light	S	S	S	–	S
Manual Headlight Levelling	S	S	S	S	S
Power and Heated Exterior Mirrors (with Side Indicators)	S	S	S	S	S
Regular Production Options <sup>2A</sup>					
Dual Side Load Doors (No Windows)	O - Van, N/A - DCiV	O - Van, N/A - DCiV	O - 350L	–	–
Dual Side Load Doors (Windows) - Low Roof Only	O - Van, S - DCiV	O - Van, S - DCiV	–	–	–
High Roof	O - Van, N/A - DCiV	–	S - 350E, 430E, 470E, O - 350L	–	–
High Roof with Overhead Stowage Shelves & LED Reading Lamps	–	-	–	–	O
Prestige Paint	O	O	O	O	O
Rear Liftgate Style Door (Low Roof Only)	O	O	–	–	-
Satellite Navigation with Traffic Message Channel <sup>1A</sup>	O	S	O	O	O
SVO Paint	O	–	O	O	O

S = Standard O = Optional A = Available -- = Not available

1. Not all SYNC® 3 features are compatible with all phones, for full compatibility list see [www.ford.com.au/sync](http://www.ford.com.au/sync). 2. Apple/CarPlay/ Android Auto requires phone with compatible version of Apple ios/ Android™ (as applicable), active data service, and connection cable (sold separately). Sync® does not control Apple CarPlay / Android Auto™ while in use. Apple/ Google and other third parties are responsible for their respective functionality. Message and data rates may apply. Apple CarPlay, Apple Maps, Siri Eyes Free, iPod and iPhone are trademarks of Apple Inc. registered in the US and other countries. Android Auto and Google Maps are trademarks of Google Inc. Ford Applink® is available on selected Sync® models and is compatible with select smartphone platforms. Warning: Local laws prohibit some phone functions while driving. Check your local road rules before using these functions. 3. Satellite Navigation standard on Transit Custom Sport and optional on all other Transit models. 4. 6-speed automatic transmission available at additional cost on Transit Custom and standard on Transit Custom Sport, DCiV, Transit 350L LWB FWD Van, 10-speed automatic transmission available as standard on Transit 350L LWB RWD Van, 350E LWB RWD Van, 430E Single Cab Chassis RWD, 410L 12 Seat Bus RWD. 5. Sealed load floor liner and the full height hardboard not available on Double Cab in Van models. 6. 3.4 metre load length on Transit Custom 340L LWB Van model with load-through bulkhead. 7. Maximum load lengths: Transit 350L LWB FWD/ RWD Van 3.5m. 350E and 470E Jumbo Vans 4.2m. 8. High Roof unavailable on Transit Custom DCiV & Sport models. Visit [ford.com.au](http://ford.com.au) for full specification details. 9. Model Shown with SVO Paint. 10. Rear Liftgate Door, SVO Paint and Dual Side Load Doors are available on select models at additional cost. Rear Liftgate Doors not available with High Roof. Visit [ford.com.au](http://ford.com.au) for full vehicle specification details. 11. On Transit Custom manual transmission models when fitted with a Genuine Ford Tow Pack and Tow Ball subject to state and territory regulations. Visit [ford.com.au](http://ford.com.au) for full vehicle specification details. 12. On Transit 470E Jumbo Van and Transit Cab Chassis models when fitted with a Genuine Ford Tow Pack and Tow Ball subject to state and territory regulations. Visit [ford.com.au](http://ford.com.au) for full vehicle specification details. 13. Driver-assistance features are supplemental and do not replace the driver's judgement. Function may not operate in some driving and road conditions or adverse weather. 14. Integrated Roof Racks come with a maximum capacity of 130KG. 15. Transit Bus arriving November 2020. 16. Reverse Camera and Front & Rear Parking sensors not available on Transit Cab Chassis models. 17. The Tyre Pressure Monitoring System is not a substitute for manually checking your tyre pressure. TPMS available on Transit Custom Sport models only. For more precise measurements, use a tyre gauge to check your tyre pressure at least once a month. Failure to properly maintain tyre pressure can increase the risk of tyre failure, loss of control, vehicle rollover and personal injury. 18. Auto Stop/Start will not occur in all situations. 19. 6-Speed automatic option only available on 350L Van FWD. 20. Needs a paired and in range mobile phone. Can activate in the event of a crash which deploys an airbag or activates the fuel pump shut off. 21. Load Floor Liner not available on DCiV. 22. Regular Production options are available at additional cost. 23. Use of FordPass is subject to the FordPass Terms and Privacy Policy and the Connected Vehicle Terms and Privacy Policy available on [ford.com.au/fordpass](http://ford.com.au/fordpass) and requires a compatible mobile device, internet access and software (including software updates from time to time). You are responsible for internet access, mobile network data and voice call services required for your use of the FordPass App on your mobile device, including associated fees. The FordPass Connect Modem and FordPass App can only work when connected to the telecommunications network. Ford cannot guarantee that FordPass will be in fully operating condition at all times and the FordPass App may be unavailable or particular FordPass services interrupted. Ford is not responsible for any limitations or restrictions of the telecommunications network or of your mobile device. 24. Remote Vehicle Start and Stop on Automatic variants only. Use responsibly and only in well ventilated areas where you are aware of your vehicle's surroundings. Vehicle Locator only available when Vehicle Location setting is on.



## FORD SERVICE BENEFITS

**Our Commitment to You** | Convenience. Reliability. And no nasty surprises. That's what service should be. And that's exactly what Ford promises when you have your car serviced. Feel at ease knowing that your car is being serviced by factory trained technicians using specialised diagnostic equipment. After all, nobody knows your Ford better than we do. Speak to your participating Ford Dealer today about how we can help you make the most out of your vehicle experience.

# \$349

**PER STANDARD A OR B SCHEDULED SERVICE FOR UP TO 4 YEARS/120,000KMS**

Feel at ease knowing that when you purchase a new 2020.5MY Transit onwards or 2020.5MY Transit Custom onwards, for eligible customers, the most you will pay is \$349 for items listed in an A or B standard service for the first 4 years or up to 120,000km, whichever comes first.<sup>2</sup>

# 5 YEAR UNLIMITED KILOMETRE WARRANTY

As a Ford owner you will receive a Five Year / Unlimited Kilometre Ford Express New Vehicle Warranty with your purchase.<sup>1</sup> For details about this warranty please visit: [www.ford.com.au/owners/warranties](http://www.ford.com.au/owners/warranties)

## Low Price Tyre Guarantee<sup>3</sup>

We'll match competitor's price on selected tyres we stock.



Service Loan Car<sup>3</sup>



Brakes Price Promise<sup>3</sup>



Service Calculator<sup>3</sup>



Van Care  
Roadside Assistance<sup>3</sup>



Low Price Tyre  
Guarantee<sup>3</sup>



Sat Nav Map Updates<sup>3</sup>



Vehicle Health Report



Genuine Ford Parts



Peace of Mind Service  
Inspection



Online Service  
Bookings

*Now that's what Service should be.*

### Contact us

If you have any questions or concerns, please contact our Customer Relationship Centre on 13 FORD (13 3673) or email [foacust1@ford.com](mailto:foacust1@ford.com)

### Running a fleet?

Our Ford Fleet team is here to assist you in any way we can. Please call 1300 13 13 30 or email [askfleet@ford.com](mailto:askfleet@ford.com)

### Ford For Good

From supporting national causes to community volunteering, we take our social responsibility seriously. Find out more at [ford.com.au/about/community](http://ford.com.au/about/community)



1. Warranty conditions apply. 5 year/unlimited km Ford Express New Vehicle Warranty applies to new, demonstrator and service loaner vehicles delivered from 1 May 2018. Our goods come with consumer guarantees that cannot be excluded under the Australian Consumer Law. Our warranty does not limit and may not exceed your rights under those guarantees. 2. Available at participating Ford Dealers on 2020.5MY Transit onwards and 2020.5MY Transit Custom onwards vehicles first purchased by a Private or Blue Fleet customer or as a dealer demonstrator/service loaner (CCLV) vehicle excluding vehicles purchased under Ford's Privilege Club or Ford's Dealership Employee Program. Offer valid for 4 years or 120,000km (whichever occurs first) commencing on the date of delivery to original owner except for demonstrator/service loaner (CCLV) vehicles, in which case it commences on the date it was first registered by a Ford Dealer. A or B Scheduled Service Items (and Additional Scheduled Maintenance Items) are set out in the Customer Assistance and Warranty Guide with the vehicle. See [www.ford.com.au/service/t-and-c](http://www.ford.com.au/service/t-and-c) for full terms. 3. Available at participating Dealers. See [www.ford.com.au/owners/service/](http://www.ford.com.au/owners/service/) for full terms and conditions. This brochure details specifications and features of the 2020.5MY Transit Range. Some driver assistance features and safety features described in this brochure are designed to function using sensors, whose performance may be affected under certain weather or environmental conditions. Not all features will be available on the entire 2020.5MY Transit Range. Please visit our website [www.ford.com.au](http://www.ford.com.au) for more information.

This brochure is designed to provide you with a general introduction to the Ford Products (including available optional equipment) referred to, and should be read in conjunction with the latest specification sheet. Image and illustrations are for information purposes and are indicative only. Because of changes in conditions and circumstances Ford\* reserves the right, subject to all applicable laws, at any time, at its discretion, and without notice, to discontinue or change the features, designs, materials, colours and other specifications and the prices of its products, and to either permanently or temporarily withdraw any such products from the market without incurring any liability to any prospective purchaser or purchasers. The latest specification sheet should be referred to for information on the availability, ordering and use of features and optional equipment. Always consult an authorised Ford Dealer for the latest information with respect to features, specifications, prices, optional equipment and availability before deciding to place an order.

\*FORD MOTOR COMPANY OF AUSTRALIA LIMITED. (A.B.N. 30 004 116 223) Registered Office: Level 1, 600 Victoria St, Richmond, Victoria 3121, Australia.  
2020.5MY Transit Brochure. Printed September 2020. FMPMGT0279

Click to Request



Quote



Hot Deals



Test Drive

Discover more at [ford.com.au](http://ford.com.au)



Go Further





No matter what Ford you buy,  
you can easily borrow another.



Purchase any new Ford, and have any second Ford available to you for two weeks\*. Ask us for details.

FORD  
**2ND CAR**

\*Costs apply. Visit [www.ford.com.au/shopping/ford2ndcar](http://www.ford.com.au/shopping/ford2ndcar) for full terms and conditions.



## TRANSIT COMMERCIAL VEHICLE RANGE

2020.5MY Transit Custom, Van, Bus & Cab Chassis

### Transit Custom model range

---



**Transit Custom 340S SWB Van**



**Transit Custom 340L LWB Van**



**Transit Custom 340L DCiV Van**



**Transit Custom Sport 320S Van**



**Transit Custom Sport 320L DCiV Van**

### Transit Van, Bus & Cab Chassis model range

---



**Transit 350L LWB RWD Van**



**Transit 350L LWB FWD Van**



**Transit 350E RWD Jumbo Van**



**Transit 410L RWD Bus**



**Transit 430E RWD Jumbo Van**



**Transit 430E RWD Single Cab Chassis**



**Transit 470E RWD Jumbo Van**



**Transit 470E RWD Single Cab Chassis**



**Transit 470E RWD Double Cab Chassis**



## TRANSIT COMMERCIAL VEHICLE RANGE

2020.5MY Transit Custom, Van, Bus & Cab Chassis

### Transit Custom Single Cab & Double Cab in Van Colours

---



Frozen White



Magnetic<sup>1</sup>



Moondust Silver<sup>1</sup>



Agate Black Metallic<sup>1</sup>

### Transit Custom Sport Single Cab & Double Cab in Van Colours

---



Agate Black Metallic<sup>1</sup>



Blue Metallic<sup>1</sup>



Frozen White



Magnetic<sup>1</sup>



Orange Glow<sup>1</sup>



Moondust Silver<sup>1</sup>

### Transit Van, Bus & Cab Chassis Colours

---



Frozen White



Moondust Silver<sup>1</sup>



Agate Black<sup>2</sup>

1. Frozen White is a no cost option. All other Transit Commercial Vehicle range colours are Prestige paints available at additional cost. 2. Available on Bus only.



## CHOOSE YOUR LOOK

It all starts with a range of classic Transit Commercial Vehicle range colours and Genuine Ford Accessories to help give you the perfect look to suit your business and style.

### Accessories

	Transit Custom 320S SWB & 320L DCiV LWB Sport Van	Transit Custom 340S SWB, 340L LWB & 340L DCiV LWB Van	Transit 350L LWB FWD/RWD Van	Transit 350E, 430E & 470E Jumbo Van	Transit 430E & 470E Single/Double Cab Chassis	Transit 410L LWB RWD Bus
16" Alloy Wheels <sup>2</sup>	A <sup>5</sup>	A	A	A <sup>5</sup>	-	A
Alloy Wheel Lock Nuts	A <sup>5</sup>	A	A	A <sup>5</sup>	-	A
Carry Bars (Set of 4)	-	-	A	A	-	A
Electric Trailer Brake Controller	A	A	-	-	-	-
Interior Stowage Rack Kit (Maximum load 50kg)	A	A	A	A	-	A
Floor Mats Front All Weather	A	A	A	A	A	A
Rear Window Protection Grille (Dual Rear Doors Only)	A	A	A	A	-	A
Rear Door Ladder Kit (Low Roof Only)	A	A	-	-	-	-
Rhino Rack Carry Bars, Roof Platform & Ladder Rack System <sup>3</sup>	A	A	-	-	-	-
Tow Pack <sup>4</sup>	A	A	A	A	A	A
Weathershields	A	A	A	A	A	A



Transit Custom shown.

#### 16" alloys wheels<sup>2, 5</sup>

Stylish alloy wheels to complement your Transit Commercial Vehicle's modern design.



#### Rear window protection grille

Grille fixes to the inside of rear windows for enhanced security without obscuring rearward vision.



#### Rear Door Ladder Kit

On Transit Custom, the Rear Door Ladder Kit provides easy access to the roof (suitable for low roof models only).

1. Frozen White is a no cost option. All other Transit Commercial Vehicle range colours are Prestige paints available at additional cost. 2. As a replacement for standard 16" steel wheels only. 3. This accessory is a Supplier Branded Accessory and is not manufactured or warranted by Ford. The warranty is provided by the manufacturer of the accessory. The information in this document relating to this accessory is based on information provided by the manufacturer of the accessory. 4. Refer to the Dimensions & Weights specification page for full details and limitations of vehicle towing capacities. To comply with these limits, occupants and/or luggage may need to be restricted. For further details regarding passenger and luggage requirements, please consult your authorised Ford Dealer for details and/or refer to the owner's manual under "Trailer Towing" for further guidance. Towing is subject to State and Territory regulations. 5. 16" Accessory Alloy Wheels & Alloy Wheel Lock Nuts are not available on Transit Custom 320S manual transmission models, 430E Jumbo Van and 470E Jumbo Van.



# TRANSIT CUSTOM

2020.5MY Transit Custom

## Transit Custom Dimensions & Weights

	Transit Custom 340S SWB		Transit Custom 340L LWB		Transit Custom Sport 320S SWB	Transit Custom Sport 320L LWB DCiV	Transit Custom 340L LWB DCiV
	(Mid Roof)	(High Roof)	(Mid Roof)	(High Roof)			
<b>Cargo Dimensions (mm)</b>							
Width - Load Space Between Wheel Arches	1392	1392	1392	1392	1392	1392	1392
Width - Load Space Maximum	1775	1775	1775	1775	1775	1775	1775
Height - Load Space Floor to Roof	1406	1778	1406	1778	1406	1406	1406
Height - Rear Loading Height (Unladen)	564	564	536	536	564	536	536
Length - Load Space Maximum (At Floor)	2554	2554	2921	2921	2554	1944	1944
Length - Load Space Maximum (includes Underseat Storage)	3037	3037	3404	3404	3037	1944	1944
Length - Load Space Maximum (At 1.2m High)	2400	2400	2767	2767	2400	1872	1872
Load Space Maximum (with Bulkhead) (cu.m) <sup>1</sup>	6.0	7.2	6.8	8.3	6.0	4.4	4.4
Load Space SAE (with Bulkhead) (cu.m) <sup>2</sup>	5.7	7.2	6.6	8.2	5.7	6.6	6.6
Load Space VDA (with Bulkhead) (cu.m) <sup>2</sup>	5.4	6.6	6.2	7.7	5.4	4	4
Euro Pallet Capacity (1,200mm x 800mm)	3	3	3	3	3	2	2
<b>Exterior Dimensions (mm)</b>							
Overall Length	4973		5340		4973	5340	5340
Overall Width (with / without Side Mirrors Extended)	2272 / 2080		2272 / 2080		2272 / 2080		2272 / 2080
Body Width (mm)	1986		1986		1986		1986
Overall Height - Unladen (with Roof Rack Retracted)	2019.7	2380.7	2017.1	2378.1	2011.2	2023.4	2013.4
Overall Height - Unladen (with Roof Rack Extended)	2145.3	-	2142.5	-	2136.7	2149.1	2138.8
Wheelbase	2933		3300		2933	3300	3300
Front Overhang	1012		1012		1012	1012	1012
Rear Overhang	1028		1028		1028	1028	1028
Width - Side Door Opening (mm)	1030		1030		1030	930	930
Height - Side Door Opening (mm)	1324		1324		1324	1324	1324
Width - Rear Door Opening (mm)	1404		1404		1404	1404	1404
Height - Rear Door Opening (mm)	1347	1706	1347	1706	1347	1347	1347
<b>Vehicle Masses</b>							
Axle Load - Front / Rear Maximum (kg)	1625 / 2015		1750 / 2015		1600 / 1640	1725 / 1725	1750 / 2015
Gross Combined Mass (kg) - Manual / Automatic	5365 / 4365		5365 / 4365		4100	5240	4365
Gross Vehicle Mass (kg)	3400		3400		3100	3200	3400
Kerb Weight <sup>3</sup> - Manual / Automatic	2013 / 2061	2047 / 2095	2070 / 2118	2106 / 2154	2054	2231	2251
Maximum Payload <sup>4</sup> - Manual / Automatic	1387 / 1339	1421 / 1373	1330 / 1282	1366 / 1318	1046	969	1149
Maximum Braked Towing Capacity <sup>5</sup> - Manual / Automatic	2500 / 2000		2800 / 2000		1800	1800	1800
Maximum Unbraked Towing Capacity	750		750		750		750
Max Roof Load (kg)	100		100		100		100

S = Standard O = Factory Option that can be ordered before a vehicle is manufactured A = Accessory that can be added at any time P = Part of a Pack

1. Maximum load volume method simply measures the volume of a fine-grained material such as sand or rice which can be deposited into the loadspace. 2. Loadspace shown as VDA (measured in cubic metres) measures volume in cubed litre blocks. 3. Kerb Weight includes the vehicle with a full tank of fuel, without occupants, luggage or cargo and with all standard equipment. Additional weight of optional features must be taken into account when calculating kerb weight. 4. Subject to State and Territory regulations. Payload is defined as the Gross Vehicle Mass minus the kerb weight. Payload is the maximum combined value of occupants, cargo, added options, added structures and tow ball download (when towing). GVM must not be exceeded. 5. Braked towing capacity when fitted with a Genuine Ford Tow Pack and Tow Ball, subject to State and Territory towing regulations.



# TRANSIT CUSTOM

2020.5MY Transit Custom

## Specifications CDV Transit Custom 2020.5MY

	Transit Custom 340S SWB		Transit Custom 340L LWB		Transit Custom Sport 320S SWB	Transit Custom Sport 320L LWB	Transit Custom 340L LWB
	(Low Roof)	(High Roof)	(Low Roof)	(High Roof)	(Low Roof)	DCiV (Low Roof)	DCiV (Low Roof)
Engine							
2.0L EcoBlue Engine	S		S		S		S
Battery	Single		Single		Single		Single
Auto Stop/Start <sup>6</sup>	S		S		S		S
Power – Maximum (DIN)	125kW @ 3,500rpm		125kW @ 3,500rpm		136kW @ 3,500rpm		125kW @ 3,500rpm
Torque – Maximum (DIN), Valves	390Nm @ 1,500 - 2,000rpm, 16		390Nm @ 1,500 - 2,000rpm, 16		405Nm @ 1,500 - 2,000rpm, 16		390Nm @ 1,500 - 2,000rpm, 16
Transmission							
6-speed Manual	S		S		N/A	N/A	N/A
6-speed Automatic	O		O		S	S	S
Transmission ratios							
1st– Manual / Automatic	3.583 / 4.484		3.583 / 4.484		3.583 / 4.484		3.583 / 4.484
2nd – Manual / Automatic	1.864 / 2.872		1.864 / 2.872		1.864 / 2.872		1.864 / 2.872
3rd – Manual / Automatic	1.156 / 1.842		1.156 / 1.842		1.156 / 1.842		1.156 / 1.842
4th – Manual / Automatic	0.816 / 1.414		0.816 / 1.414		0.816 / 1.414		0.816 / 1.414
5th – Manual / Automatic	0.886 / 1.000		0.886 / 1.000		0.886 / 1.000		0.886 / 1.000
6th – Manual / Automatic	0.737 / 0.742		0.737 / 0.742		0.737 / 0.742		0.737 / 0.742
Final Drive – Manual / Automatic	3.940 / 3.650		4.430 / 3.650		3.940 / 3.651		4.430 / 3.651
Reverse – Manual / Automatic	1.423 / 2.882		1.423 / 2.882		1.423 / 2.882		1.423 / 2.882
Fuel Economy & Emissions							
Fuel	Diesel		Diesel		Diesel		Diesel
Combined Fuel Economy (L/100km) – Manual/Automatic <sup>7</sup>	6.6 / 7.2		6.5 / 7.2 6.6 / 7.3		7.2	7.3	7.3
CO2 Emissions (g/km) – Manual/Automatic <sup>7</sup>	169 / 186	172 / 187	174 / 197	182 / 197	N/A	N/A	N/A
Fuel Tank Capacity (Litres)	72		72		72		72
AdBlue® Tank Capacity (Litres)	21		21		21		21
Brakes							
Front Disc Brakes	288mm		308mm		308mm		308mm
Rear Disc Brakes	288mm		288mm		288mm		288mm
Suspension / Steering							
Front – Independent MacPherson Struts, Variable Rate Coil Springs, Stabiliser Bar and Gas Pressured Shock Absorbers	S		S		S		S
Rear – Single Leaf Springs, Gas Pressurised Shock Absorbers	S		S		S		S
Power Assisted Steering	S		S		S		S
Wheels & Tyres							
Wheel size / type - Standard	6.5" x 15" Steel wheels (Manual) 6.5" x 16" Steel wheels (Automatic)		6.5" x 16" Steel wheels		17" Black/Machined Alloy Wheels		6.5" x 16" Steel wheels
Wheel size / type – Option	6.5" x 16" Alloy wheels		6.5" x 16" Alloy wheels		N/A		6.5" x 16" Alloy wheels
Tyre Size	215/65 R15 (15" wheels) 215/65 R16 (16" wheels)				215/65 R17 (17" Wheels)	235/50R17 (17" Wheels)	215/65 R16 (16" wheels)
Turning Circle – Kerb to kerb (m)	11.6 11.6 (16" wheels)		12.8 (16" wheels)		11.8 (17" wheels)	13.0 (17" wheels)	12.8 (16" wheels)
Spare Wheel Type	Steel		Steel		Steel 17"		Steel
Rear Wheel Configuration	Single		Single		Single		Single
Front and Rear Mudflaps	S		S		S		S

S = Standard O = Factory Option that can be ordered before a vehicle is manufactured A = Accessory that can be added at any time P = Part of a Pack

6. Auto Stop/Start will not occur in all situations. 7. Fuel consumption and emissions as per ADR 81/02 (combined cycle) and to be used for vehicle comparison purposes only. It is unlikely that this fuel consumption and emissions figure will be achieved in real world driving conditions. Actual fuel consumption and emissions will depend on many factors including the driver's habits, prevailing conditions and the vehicle's equipment, condition and use.

# TRANSIT CUSTOM

2020.5MY Transit Custom

## Specifications CDV Transit Custom 2020.5MY

	Transit Custom 340S SWB		Transit Custom 340L LWB		Transit Custom Sport 320S SWB	Transit Custom Sport 320L LWB	Transit Custom 340L LWB
	(Low Roof)	(High Roof)	(Low Roof)	(High Roof)	(Low Roof)	DCiV (Low Roof)	DCiV (Low Roof)
<b>Safety, Security &amp; Driver Assistance</b>							
6 Airbags - Driver, Front Passenger, Front Side Curtain & Front Side Seat	S		S		S		S
Adaptive Cruise Control <sup>8</sup>	S		S		S		S
Automatic High Beam Control	S		S		S		S
Automatic Headlamps <sup>8</sup>	S		S		S		S
Automatic Rain-Sensing Wipers <sup>8</sup>	S		S		S		S
Autonomous Emergency Braking with Pedestrian Detection <sup>8</sup>	S		S		S		S
Blind Spot Monitoring System <sup>8</sup>	S		S		S		S
Cruise Control with Adjustable Speed Limiting Device (ASLD)	S		S		S		S
Driver Impairment Monitor <sup>8</sup>	S		S		S		S
Dynamic Stability Control (DSC) incorporating Anti-Lock Break System <sup>8</sup>	S		S		S		S
Emergency Brake Assist (EBA) <sup>8</sup>	S		S		S		S
Electronic Brakeforce Distribution (EBD) <sup>8</sup>	S		S		S		S
Emergency Brake Light	S		S		S		S
Front Parking Sensors <sup>8</sup>	S		S		S		S
Heated Windshield	S		S		S		S
Hill Launch Assist <sup>8</sup>	S		S		S		S
Instrument Cluster with 4.2" Colour Screen	S		S		S		S
Lane Keeping Aid <sup>8</sup>	S		S		S		S
Load Adaptive Control <sup>8</sup>	S		S		S		S
MyKey™	S		S		S		S
Perimeter Alarm	S		S		S		S
Rear Cross Traffic Alert <sup>8</sup>	S		S		S		S
Rear Parking Sensors	S		S		S		S
Rear Window Defroster	S		S		S		S
Reverse Camera <sup>8</sup>	S		S		S		S
Remote Keyless Entry - 2 Fobs	S		S		S		S
Roll Over Mitigation <sup>8</sup>	S		S		S		S
Side Wind Stabilisation <sup>8</sup>	S		S		S		S
Traction Control System <sup>8</sup>	S		S		S		S
Trailer Sway Control <sup>8</sup>	S		S		S		S
Tyre Pressure Monitoring System (TPMS)	-		-		S		-
<b>Interior Features</b>							
<b>Seating</b>							
Cloth Seat Trim	S		S		-		S
Driver 10-Way Manual Seat (Fore/Aft, Recline, Up/Down, Cushion Tilt, Lumbar Adjust)	S		S		-		S
Driver 10-Way Power Driver's Seat	-		-		S		-
Driver Arm Rest	S		S		S		S
Dual Front Passenger Fixed Seats with 2-way manual adjustment	S		S		S	-	S
Heated Driver and Passenger Seats	S		S		S		S
Partial Leather Seat Trim	-		-		S		-
Three Rear seating capacity	-		-		-	S	S
Under Seat Stowage Compartment (Passenger side)	S		S		S	-	S

S = Standard O = Factory Option that can be ordered before a vehicle is manufactured A = Accessory that can be added at any time P = Part of a Pack

<sup>8</sup>. Driver-assist features are supplemental and do not replace the driver's attention, judgment and need to control the vehicle. May not operate in some driving and road conditions (including at certain speeds) or adverse weather.



# TRANSIT CUSTOM

2020.5MY Transit Custom

## Specifications CDV Transit Custom 2020.5MY

	Transit Custom 340S SWB		Transit Custom 340L LWB		Transit Custom Sport 320S SWB	Transit Custom Sport 320L LWB	Transit Custom 340L LWB
	(Low Roof)	(High Roof)	(Low Roof)	(High Roof)	(Low Roof)	DCiV (Low Roof)	DCiV (Low Roof)
<b>Comfort &amp; Convenience</b>							
2nd/3rd Row Courtesy Lamp	-		-		-	S	S
Air Conditioning - Manual Front Single Zone	S		S			S	S
Floorwell Lights	-		-			S	S
Fold Down Tray Table	S		S			S	S
Leather Wrapped Steering Wheel	S		S			S	S
Lighting - Dual Front Overhead	S		S			S	S
Power - 3 x 12V Sockets (Interior + Rear Cargo Area)	S		S			S	S
Power - 230V (150W) Power Inverter	S		S			S	S
Power Front Windows (Auto Up/Down for Driver)	S		S			S	S
Sports interior trim (Gloss Black IP insert, Chrome Vent surrounds)	-		-			S	-
Tachometer	S		S			S	S
Telescopic and Tilt Adjustable Steering Column	S		S			S	S
Trip Computer with Digital Speedometer	S		S			S	S
<b>Storage &amp; Carrying</b>							
Bottle Holders - Two 2-Litre	S		S			S	S
Cup Holders - 2	S		S			S	S
Door Storage Pockets	S		S			S	S
Double Cab in Van Moulded Bulkhead	-		-		-	S	S
Dual Side Load Doors with 2nd Row Flip-Open Side Windows on LHS/RHS	-	-	-	-	-	S	S
Floor - Rubber (Front)	S		S			S	S
Full Width Steel Bulkhead with Window and Load-Through Hatch	S		S		S	-	-
Integrated Roof Rack (130kg Capacity)	S	-	S	-		S	S
Kerbside Load Door	S		S		S	-	-
Load Area Protection Kit (includes Side Wall Plywood Liner)	S		S		S	-	-
Load Area Compartment Light - Halogen	S		S			-	S
Load Area Compartment Light - LED	-		-			S	-
Load Area with 6x Compartment Tie Downs	-	-	-	-	-	S	S
Load Area with 8x Compartment Tie Downs	S		S		S	-	-
Load Floor Lining	S		S			S	-
Locking Glove Box - With Lid & A4 Hanging File Storage Capability	S		S			S	S
Rear Twin Barn Door with Window (180° Opening)	S		S			S	S
<b>Audio, Communications &amp; Instruments</b>							
FordPass Connect - Embedded Modem <sup>9</sup>	S		S			S	S
2x USB Ports	vt		S			S	S
4 Speakers (2 Woofers, 2 Tweeters)	S		S			S	S
8.0" Multi-functional Touchscreen Display	S		S			S	S
Apple CarPlay™ <sup>^</sup> and Android Auto™ <sup>^</sup> integration	S		S			S	S
DAB+/AM/FM Radio	S		S			S	S
Steering Wheel Mounted Audio Controls	S		S			S	S
SYNC® <sup>310</sup> with AppLink™	S		S			S	S

S = Standard O = Factory Option that can be ordered before a vehicle is manufactured A = Accessory that can be added at any time P = Part of a Pack

9. Use of FordPass is subject to the FordPass Terms and Privacy Policy and the Connected Vehicle Terms and Privacy Policy available on [ford.com.au/fordpass](http://ford.com.au/fordpass) and requires a compatible mobile device, internet access and software (including software updates from time to time). You are responsible for internet access, mobile network data and voice call services required for your use of the FordPass App on your mobile device, including associated fees. The FordPass Connect Modem and FordPass App can only work when connected to the telecommunications network. Ford cannot guarantee that FordPass will be in fully operating condition at all times and the FordPass App may be unavailable or particular FordPass services interrupted. Ford is not responsible for any limitations or restrictions of the telecommunications network or of your mobile device. 10. Not all SYNC® features are compatible with all phones. For compatibility, see [www.ford.com.au/sync](http://www.ford.com.au/sync).

TRANSIT CUSTOM

2020.5MY Transit Custom

Specifications CDV Transit Custom 2020.5MY

	Transit Custom 340S SWB		Transit Custom 340L LWB		Transit Custom Sport 320S SWB	Transit Custom Sport 320L LWB	Transit Custom 340L LWB
	(Low Roof)	(High Roof)	(Low Roof)	(High Roof)	(Low Roof)	DCiV (Low Roof)	DCiV (Low Roof)
Lights / Visibility							
Bi-Xenon HID Headlamps with Static Bending & LED DTRL	-		-			S	-
Daytime Running Lamps (Halogen)	S		S			-	S
Front Fog Lamps (Halogen)	S		S			S	S
'Follow-Me-Home' Headlight Function	S		S			S	S
Front Variable Intermittent Wipers	S		S			S	S
Headlights (Halogen)	S		S			-	S
High Mounted Stop Light	S		S			S	S
Manual Headlight Levelling	S		S			S	S
Power and Heated Exterior Mirrors (with Side Indicators)	S		S			S	S
Sports Kit							
Body Coloured Bumper/Rear Bumper/Bodyside Moulding	-		-			S	-
Body Coloured Mirrors	-		-			S	-
Sports Body Kit (Front/Rear)	-		-			S	-
Unique Body Stripe/Sport Decals	-		-			S	-
Regular Production Options <sup>11</sup> .							
Dual Side Load Doors (No Windows) <sup>11</sup> .	O	O	O	O	O	-	-
Dual Side Load Doors (With Windows) <sup>11</sup> .	O	-	O	-	O	-	-
Prestige Paint <sup>11</sup> .		O		O	O	O	O
Rear Liftgate Style Door (in lieu of Twin Hinged) <sup>11</sup> .	O	-	O	-	O	O	O
Satellite Navigation with Traffic Message Channel & Integrated Voice Control <sup>11</sup> .		O		O		S	O
Special Vehicle Options (SVO) Paint <sup>11</sup> .		O		O	N/A	N/A	O
Window on Side Load Door (LHS only) <sup>11</sup> .		O		O		O	O

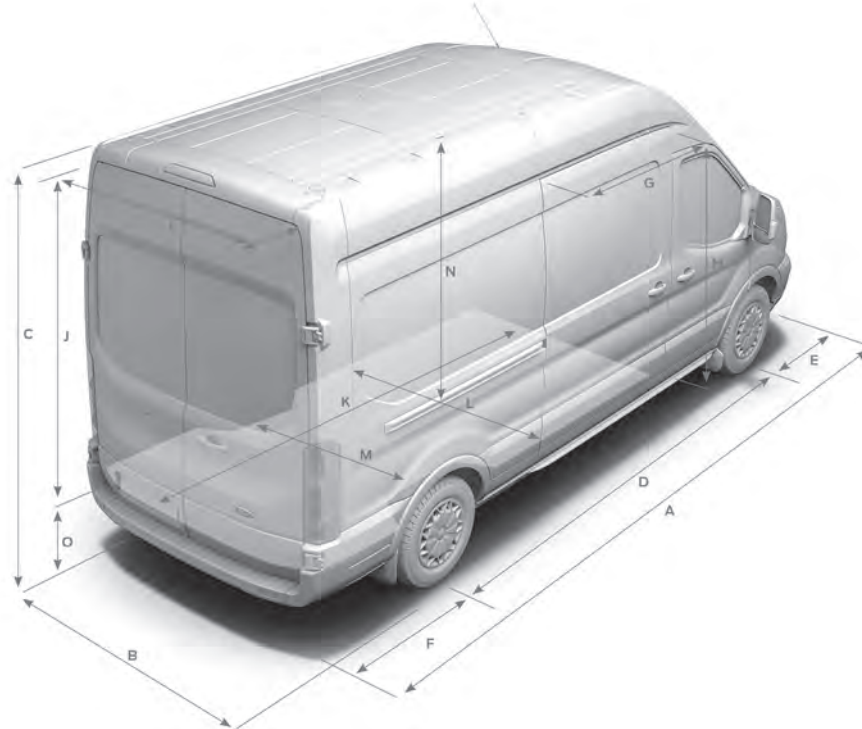
S = Standard O = Factory Option that can be ordered before a vehicle is manufactured A = Accessory that can be added at any time P = Part of a Pack

11. Regular Production Options are optional and available at additional cost.



# TRANSIT VAN

2020.5MY Transit Van



## Transit Van Dimensions & Weights

		Transit 350L LWB RWD Van		Transit 350L LWB FWD Van		Transit 350E RWD Jumbo Van	Transit 430E RWD Jumbo Van	Transit 470E RWD Jumbo Van
		(Mid Roof)	(High Roof)	(Mid Roof)	(High Roof)			
<b>Exterior Dimensions (mm)</b>								
<b>A</b>	Length - Overall	5981	5981	5981	5981	6704	6704	6704
<b>B</b>	Width - Overall with/without Side Mirrors Extended	2474 / 2112	2474 / 2112	2474 / 2112	2474 / 2112	2474 / 2112	2474 / 2112	2474 / 2112
<b>C</b>	Height - Overall (Unladen)	2543	2782	2541	2780	2790	2790	2790
<b>D</b>	Wheelbase	3750	3750	3750	3750	3750	3750	3750
<b>E</b>	Overhang - Front	1023	1023	1023	1023	1023	1023	1023
<b>F</b>	Overhang - Rear	1208	1208	1208	1208	1931	1931	1931
<b>G</b>	Width - Side Door Opening	1300	1300	1300	1300	1300	1300	1300
<b>H</b>	Height - Side Door Opening	1600	1600	1700	1700	1600	1600	1600
<b>I</b>	Width - Rear Door Opening	1565	1565	1565	1565	1565	1565	1565
<b>J</b>	Height - Rear Door Opening	1648	1887	1748	1987	1887	1887	1887
<b>I</b>	Front Track	1732	1732	1732	1732	1732	1740	1740
<b>J</b>	Rear Track	1759	1759	1759	1759	1759	1670	1670
<b>Cargo Dimensions (mm)</b>								
<b>M</b>	Width - Load Space Between Wheel Arches	1392	1392	1392	1392	1392	1154	1154
<b>L</b>	Width - Load Space Maximum	1784	1784	1784	1784	1784	1784	1784
<b>N</b>	Height - Load Space Floor to Roof	1786	2025	1886	2125	2025	2025	2025
<b>K</b>	Length - Load Space Maximum (At Floor)	3494	3494	3494	3494	4217	4217	4217
	Length - Load Space Maximum (At 1.2M High)	3350	3350	3350	3350	4073	4073	4073
	Load Space Maximum (cu.m) <sup>1</sup> Single Side Load Door (with Bulkhead)	11	12.4	11.5	13	15.1	15.1	15.1
	Load Space VDA (cu.m) <sup>2</sup> Single Side Load Door (with Bulkhead)	10.2	11.5	10.8	12	14.1	14.1	14.1
	Euro Pallet (1000mm Load) Capacity	4	4	4	4	5	5	5

S = Standard O = Factory Option that can be ordered before a vehicle is manufactured

1. Maximum load volume method simply measures the volume of a fine-grained material such as sand or rice which can be deposited into the loadspace. 2. Loadspace shown as VDA (measured in cubic metres) measures volume in cubed litre blocks.

TRANSIT VAN

2020.5MY Transit Van

Specifications CDV Transit 2020.5MY

	Transit 350L LWB RWD Van (Mid Roof)	Transit 350L LWB RWD Van (High Roof)	Transit 350L LWB FWD Van (Mid Roof)	Transit 350L LWB FWD Van (High Roof)	Transit 350E RWD Jumbo Van	Transit 430E RWD Jumbo Van	Transit 470E RWD Jumbo Van
Vehicle Masses							
Axle Load - Front / Rear Maximum	1850/2250	1850/2250	1850/2250	1850/2250	1750/2250	1850/3100	1850/3100
Gross Combined Mass (kg) (Manual / Auto)	5650 / 6100	5650 / 6100	4250	4250	5650 / 6100	6100	7000
Gross Vehicle Mass (kg)	3550	3550	3550	3550	3550	4300	4490
Kerb Weight <sup>3</sup> (Manual / Auto)	2299 / 2448	2343 / 2492	2255	2300	2450 / 2636	2787	2618
Payload <sup>4</sup> - Maximum (Manual / Auto)	1251 / 1102	1207 / 1058	1295	1250	1100 / 914	1513	1872
Towing Capacity <sup>5</sup> - Maximum (kg) Braked (Manual / Auto)"	2750 / 2800	2750 / 2800	1700	1700	2750 / 2800	2400	3500
Towing Capacity - Maximum (kg) Unbraked (Manual / Auto)	750	750	750	750	750	750	750
Engine							
2.0L EcoBlue Engine	S	S	S	S	S	S	S
Power – Maximum (DIN)	125kW @ 3,500rpm	125kW @ 3,500rpm	125kW @ 3,500rpm	125kW @ 3,500rpm	125kW @ 3,500rpm	125kW @ 3,500rpm	125kW @ 3,500rpm
Torque – Maximum (DIN), Valves	390Nm @ 1,600 - 2,300rpm, 16	390Nm @ 1,600 - 2,300rpm, 16	390Nm @ 1,600 - 2,300rpm, 16	390Nm @ 1,600 - 2,300rpm, 16	390Nm @ 1,600 - 2,300rpm, 16	390Nm @ 1,600 - 2,300rpm, 16	390Nm @ 1,600 - 2,300rpm, 16
Drive Configuration	RWD	RWD	FWD	FWD	RWD	RWD	RWD
Battery	Twin	Twin	Twin	Twin	Twin	Twin	Twin
Auto Stop/Start <sup>6</sup>	S	S	S	S	S	S	S
Transmission							
6-speed Manual	S	S	-	-	-	-	S
6-speed Automatic	-	-	S	S	-	-	-
10-speed Automatic	O	O	-	-	S	S	-
Transmission ratios							
1st (6-Speed Manual)	5.70	5.70	-	-	-	-	5.44
2nd (6-Speed Manual)	2.97	2.97	-	-	-	-	2.84
3rd (6-Speed Manual)	1.80	1.80	-	-	-	-	1.72
4th (6-Speed Manual)	1.28	1.28	-	-	-	-	1.22
5th (6-Speed Manual)	1.00	1.00	-	-	-	-	1.00
6th (6-Speed Manual)	0.78	0.78	-	-	-	-	0.79
Final Drive (6-Speed Manual)	3.15	3.15	-	-	-	-	4.10
Reverse (6-Speed Manual)	5.17	5.17	-	-	-	-	4.94
1st (6-Speed Automatic)	-	-	4.48	4.48	-	-	-
2nd (6-Speed Automatic)	-	-	2.87	2.87	-	-	-
3rd (6-Speed Automatic)	-	-	1.84	1.84	-	-	-
4th (6-Speed Automatic)	-	-	1.41	1.41	-	-	-
5th (6-Speed Automatic)	-	-	1.00	1.00	-	-	-
6th (6-Speed Automatic)	-	-	0.74	0.74	-	-	-
Final Drive (6-Speed Automatic)	-	-	3.65	3.65	-	-	-
Reverse (6-Speed Automatic)	-	-	2.88	2.88	-	-	-
1st (10-Speed Automatic)	4.70	4.70	-	-	4.70	4.70	-
2nd (10-Speed Automatic)	2.99	2.99	-	-	2.99	2.99	-

S = Standard O = Factory Option that can be ordered before a vehicle is manufactured

3. Kerb Weight includes the vehicle with a full tank of fuel, without occupants, luggage or cargo and with all standard equipment. Additional weight of optional features must be taken into account when calculating kerb weight.  
4. Subject to State and Territory regulations. Payload is defined as the Gross Vehicle Mass minus the kerb weight. Payload is the maximum combined value of occupants, cargo, added options, added structures and tow ball download (when towing). GVM must not be exceeded. 5. Braked towing capacity when fitted with a Genuine Ford Tow Pack and Tow Ball, subject to State and Territory towing regulations. 6. Auto Stop/Start will not occur in all situations.



TRANSIT VAN

2020.5MY Transit Van

Specifications CDV Transit 2020.5MY

	Transit 350L LWB RWD Van (Mid Roof)	Transit 350L LWB RWD Van (High Roof)	Transit 350L LWB FWD Van (Mid Roof)	Transit 350L LWB FWD Van (High Roof)	Transit 350E RWD Jumbo Van	Transit 430E RWD Jumbo Van	Transit 470E RWD Jumbo Van
3rd (10-Speed Automatic)	2.15	2.15	-	-	2.15	2.15	-
4th (10-Speed Automatic)	1.77	1.77	-	-	1.77	1.77	-
5th (10-Speed Automatic)	1.52	1.52	-	-	1.52	1.52	-
6th (10-Speed Automatic)	1.28	1.28	-	-	1.28	1.28	-
7th (10-Speed Automatic)	1.00	1.00	-	-	1.00	1.00	-
8th (10-Speed Automatic)	0.85	0.85	-	-	0.85	0.85	-
9th (10-Speed Automatic)	0.69	0.69	-	-	0.69	0.69	-
10th (10-Speed Automatic)	0.64	0.64	-	-	0.64	0.64	-
Final Drive (10-Speed Automatic)	3.73	3.73	-	-	3.73	3.73	-
Reverse (10-Speed Automatic)	4.87	4.87	-	-	4.87	4.87	-
Fuel Economy & Emissions <sup>2</sup>							
Fuel	Diesel	Diesel	Diesel	Diesel	Diesel	Diesel	Diesel
Fuel Tank Capacity (Litres)	95	95	72	72	95	95	95
AdBlue® Tank Capacity (Litres)	21	21	21	21	21	21	21
Brakes							
Front and Rear Disc Brakes	S	S	S	S	S	S	S
Suspension							
Front - Independent MacPherson Struts	S	S	S	S	S	S	S
Rear - Single Leaf Springs	S	S	S	S	S	S	S
Steering							
Power Assisted Steering	S	S	S	S	S	S	S
Tilt/Telescopic Steering	S	S	S	S	S	S	S
Turning Circle - Kerb to kerb (m)	13.3	13.3	13.3	13.3	13.3	13.3	13.3
Wheels & Tyres							
Wheel Size	6.5 x 16"	6.5 x 16"	6.5 x 16"	6.5 x 16"	6.5 x 16"	6 x 16"	6 x 16"
Wheel Type	Steel	Steel	Steel	Steel	Steel	Steel	Steel
Tyre Size	235/65 R16	235/65 R16	235/65 R16	235/65 R16	235/65 R16	195/75 R16	195/75 R16
Rear Wheel Configuration	Single	Single	Single	Single	Single	Dual	Dual
Spare Wheel	Conventional Steel	Conventional Steel	Conventional Steel	Conventional Steel	Conventional Steel	Conventional Steel	Conventional Steel
Safety, Security & Driver Assistance							
Adaptive Cruise Control <sup>8</sup>	S	S	S	S	S	S	S
Airbags - Driver & Front Passenger	S	S	S	S	S	S	S
Airbags - Front Side Curtain	S	S	S	S	S	S	S
Airbags - Front Side Seat	S	S	S	S	S	S	S
Autonomous Emergency Braking (AEB) with Pedestrian Detection <sup>8</sup>	S	S	S	S	S	S	S
BLIS with rear Cross Traffic Alert (CTA) <sup>8</sup>	S	S	S	S	S	S	S
Bonnet Release - Key Operated	S	S	S	S	S	S	S
Brakes - Electronic Brakeforce Distribution (EBD) <sup>8</sup>	S	S	S	S	S	S	S
Brakes - Emergency Brake Assist (EBA) <sup>8</sup>	S	S	S	S	S	S	S

S = Standard O = Factory Option that can be ordered before a vehicle is manufactured

7. Fuel consumption and emissions as per ADR 81/02 (combined cycle) and to be used for vehicle comparison purposes only. It is unlikely that this fuel consumption and emissions figure will be achieved in real world driving conditions. Actual fuel consumption and emissions will depend on many factors including the driver's habits, prevailing conditions and the vehicle's equipment, condition and use. 8. Driver-assist features are supplemental and do not replace the driver's attention, judgment and need to control the vehicle. May not operate in some driving and road conditions (including at certain speeds) or adverse weather.

TRANSIT VAN

2020.5MY Transit Van

Specifications CDV Transit 2020.5MY

	Transit 350L LWB RWD Van (Mid Roof)	Transit 350L LWB RWD Van (High Roof)	Transit 350L LWB FWD Van (Mid Roof)	Transit 350L LWB FWD Van (High Roof)	Transit 350E RWD Jumbo Van	Transit 430E RWD Jumbo Van	Transit 470E RWD Jumbo Van
Dynamic Stability Control (DSC) incorporating Anti-Lock Brake System <sup>8</sup> .	S	S	S	S	S	S	S
Emergency Brake Light	S	S	S	S	S	S	S
First Aid Kit	-	-	-	-	-	-	-
Hill Launch Assist <sup>8</sup> .	S	S	S	S	S	S	S
Lane Keeping Aid with Lane Departure Warning <sup>8</sup> .	S	S	S	S	S	S	S
Load Adaptive Control <sup>8</sup> .	S	S	S	S	S	S	S
MyKey	S	S	S	S	S	S	S
Perimeter Anti-Theft Alarm	S	S	S	S	S	S	S
Rear Window Defroster	S	S	S	S	S	S	S
Remote Keyless Entry - 2 Fobs	S	S	S	S	S	S	S
Reverse Camera with Front & Rear Parking Sensors <sup>8</sup> .	S	S	S	S	S	S	S
Roll Over Mitigation <sup>8</sup> .	S	S	S	S	S	S	S
Side Wind Stabilisation <sup>8</sup> .	S	S	S	S	S	S	S
Tool Kit	S	S	S	S	S	S	S
Traction Control System <sup>8</sup> .	S	S	S	S	S	S	S
Trailer Sway Control <sup>8</sup> .	S	S	S	S	S	S	S
Traffic Sign Recognition <sup>8</sup> .	S	S	S	S	S	S	S
Twin Stage Locking	S	S	S	S	S	S	S
Vehicle Maintenance Monitor <sup>8</sup> .	S	S	S	S	S	S	S
Interior Features							
Comfort & Convenience							
4.2" Colour Cluster Screen	S	S	S	S	S	S	S
Air Conditioning - Manual Front Single Zone	S	S	S	S	S	S	S
Air Pollen Filter	S	S	S	S	S	S	S
Drivers Armrest	S	S	S	S	S	S	S
Glass - Tinted	S	S	S	S	S	S	S
Header Courtesy Light	S	S	S	S	S	S	S
KPH Speedometer	S	S	S	S	S	S	S
Leather Wrapped Steering Wheel with Cruise Control and SYNC® Control Buttons. Reach and Height Adjustable.	S	S	S	S	S	S	S
Power - 12V Power Socket in Rear Compartment	S	S	S	S	S	S	S
Power - 230V (400W) Power Inverter (With Universal Socket)	S	S	S	S	S	S	S
Sealed Floor - Partial Rubber, Easy Cleaning	S	S	S	S	S	S	S
Trip Computer	S	S	S	S	S	S	S
Windows - Power Front (Driver Side One Touch Up/Down)	S	S	S	S	S	S	S

S = Standard O = Factory Option that can be ordered before a vehicle is manufactured

8. Driver-assist features are supplemental and do not replace the driver's attention, judgment and need to control the vehicle. May not operate in some driving and road conditions (including at certain speeds) or adverse weather.



TRANSIT VAN

2020.5MY Transit Van

Specifications CDV Transit 2020.5MY

	Transit 350L LWB RWD Van (Mid Roof)	Transit 350L LWB RWD Van (High Roof)	Transit 350L LWB FWD Van (Mid Roof)	Transit 350L LWB FWD Van (High Roof)	Transit 350E RWD Jumbo Van	Transit 430E RWD Jumbo Van	Transit 470E RWD Jumbo Van
Seating							
Dual Front Passenger Fixed Seats with 2-way Manual Adjustment and Under Seat Stowage Compartment	S	S	S	S	S	S	S
Heated Driver and Passenger Seats	S	S	S	S	S	S	S
Single Driver 10-way Manual Adjustment, Arm Rest and Lumbar with Cushion Tilt	S	S	S	S	S	S	S
Single Front Passenger Seat (in lieu of Dual Front)	O	O	O	O	O	O	O
Trim - Cloth	S	S	S	S	S	S	S
Storage							
Bottle Holders - Two 2 Litre	S	S	S	S	S	S	S
Bulkhead - Full Width Steel with Window	S	S	S	S	S	S	S
Cup Holders - 2	S	S	S	S	S	S	S
Door - Storage Pockets (Fit A4 Clipboard and 2 Litre Bottle)	S	S	S	S	S	S	S
Glove Box with Lockable Lid	S	S	S	S	S	S	S
Load Area Protection Kit	S	S	S	S	S	S	S
Load Compartment Lamp	S	S	S	S	S	S	S
Load - Compartment Tie Downs (10)	S	S	S	S	S	S	S
Audio, Communications & Instruments							
2x USB Ports	S	S	S	S	S	S	S
4 Speakers (2 Woofers, 2 Tweeters)	S	S	S	S	S	S	S
6 Speakers	-	-	-	-	-	-	-
Audio - DAB+/AM/FM Radio	S	S	S	S	S	S	S
Audio - Steering Wheel Mounted Controls	S	S	S	S	S	S	S
Floating 8.0' Capacitive Touch Screen	S	S	S	S	S	S	S
FordPass Connect - Embedded Modem <sup>9</sup>	S	S	S	S	S	S	S
Satellite Navigation with TMC & Enhanced Voice Control	O	O	O	O	O	O	O
SYNC@3 <sup>10</sup> Connectivity System with Applink™	S	S	S	S	S	S	S
Exterior Features							
Styling							
Black Grille/Rear Bumper/Bodyside Moulding/Handles/Mirror	S	S	S	S	S	S	S
Mudflaps - Front	S	S	S	S	S	S	S
Mudflaps - Rear	S	S	S	S	S	S	S
Partial Body Colour Front Bumper	S	S	S	S	S	S	S
Shielded Deadlocks	S	S	S	S	S	S	S
Trapezoidal 3-Bar Black Grille	S	S	S	S	S	S	S

S = Standard O = Factory Option that can be ordered before a vehicle is manufactured

9. Use of FordPass is subject to the FordPass Terms and Privacy Policy and the Connected Vehicle Terms and Privacy Policy available on [ford.com.au/fordpass](http://ford.com.au/fordpass) and requires a compatible mobile device, internet access and software (including software updates from time to time). You are responsible for internet access, mobile network data and voice call services required for your use of the FordPass App on your mobile device, including associated fees. The FordPass Connect Modem and FordPass App can only work when connected to the telecommunications network. Ford cannot guarantee that FordPass will be in fully operating condition at all times and the FordPass App may be unavailable or particular FordPass services interrupted. Ford is not responsible for any limitations or restrictions of the telecommunications network or of your mobile device. 10. Not all SYNC@ features are compatible with all phones. For compatibility, see [www.ford.com.au/sync](http://www.ford.com.au/sync).

TRANSIT VAN

2020.5MY Transit Van

Specifications CDV Transit 2020.5MY

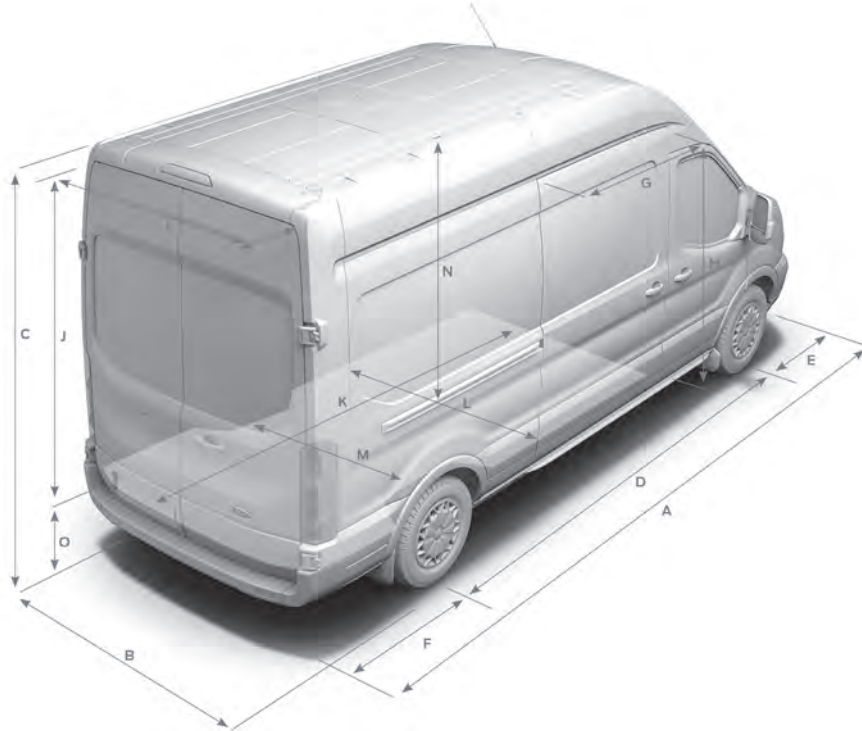
	Transit 350L LWB RWD Van (Mid Roof)	Transit 350L LWB RWD Van (High Roof)	Transit 350L LWB FWD Van (Mid Roof)	Transit 350L LWB FWD Van (High Roof)	Transit 350E RWD Jumbo Van	Transit 430E RWD Jumbo Van	Transit 470E RWD Jumbo Van
Lights							
Auto Headlamps	S	S	S	S	S	S	S
Auto High Beam	S	S	S	S	S	S	S
Front Fog Lamps	S	S	S	S	S	S	S
Headlights - Follow-Me-Home	S	S	S	S	S	S	S
Headlights - Halogen with Daytime Running Lights	S	S	S	S	S	S	S
Headlights - Levelling Manual	S	S	S	S	S	S	S
High Mounted Stop Light	S	S	S	S	S	S	S
Lights - Side Marker Lights	-	-	-	-	S	S	S
Quad beam Headlamps	S	S	S	S	S	S	S
Rear Door Edge Reflector Strip	S	S	S	S	S	S	S
Roof Marker Lamps	-	-	-	-	-	S	S
Visibility							
Heated Windshield	S	S	S	S	S	S	S
Mirrors - Heated, Electrically Operated with Side Indicators	S	S	S	S	S	S	S
Mirrors - Power Foldable, Heated, Electrically Operated with Side Indicators	S	S	S	S	S	S	S
Sliding 2nd Row Right & Left Hand Side Windows	-	-	-	-	-	-	-
Fixed 3rd & 4th Row Right & Left Hand Side Window	-	-	-	-	-	-	-
Privacy Glass	-	-	-	-	-	-	-
Stowage & Carrying							
Doors - Rear Glazed Twin Hinged with 270° Opening	S	S	S	S	S	S	S
Doors - Side Load Sliding (Kerbside - Left Hand Side)	S	S	S	S	S	S	S
Doors - Side Load Power Operating (Kerbside - Left Hand Side)	-	-	-	-	-	-	-
Power Side Step	-	-	-	-	-	-	-
Optional Features							
Regular Production Options							
Prestige Paint <sup>11</sup> .	O	O	O	O	O	O	O
Special Vehicle Options (SVO) Paint <sup>11</sup> .	O	O	O	O	O	O	O
Satellite Navigation with TMC & Enhanced Voice Control	O	O	O	O	O	O	O
Doors - Dual Side Load Doors (Left & Right Side) <sup>10</sup> .	O	O	O	O	O	O	O
Rear Cargo Door Liftgate	-	-	-	-	-	-	-
High Roof with Overhead Stowage Shelves	-	-	-	-	-	-	-

S = Standard O = Factory Option that can be ordered before a vehicle is manufactured

11. Regular Production Options are optional and available at additional cost.

# TRANSIT CAB CHASSIS

2020.5MY Transit Cab Chassis



Transit Cab Chassis Dimensions & Weights

	Transit 430E RWD Single Cab Chassis	Transit 470E RWD Single Cab Chassis	Transit 470E RWD Double Cab Chassis
<b>Exterior Dimensions (mm)</b>			
<b>A</b> Length - Overall	6579	6579	6404
<b>B</b> Width - Overall with/without Side Mirrors Extended	4149	4149	3159
<b>C</b> Height - Overall (Unladen)	2746/2111	2746/2111	2746/2111
<b>D</b> Wheelbase	2205 - 2214	2205 - 2214	2205 - 2214
<b>E</b> Overhang - Front	3954	3954	3954
<b>F</b> Overhang - Rear	1023	1023	1023
<b>G</b> Width - Side Door Opening	1602	1602	1427
<b>H</b> Height - Side Door Opening	-	-	-
<b>I</b> Width - Rear Door Opening	-	-	-
<b>J</b> Height - Rear Door Opening	-	-	-
<b>I</b> Front Track	-	-	-
<b>J</b> Rear Track	1740	1740	1740
<b>Cargo Dimensions (mm)</b>			
<b>M</b> Width - Load Space Between Wheel Arches	-	-	-
<b>L</b> Width - Load Space Maximum	-	-	-
<b>N</b> Height - Load Space Floor to Roof	-	-	-
<b>K</b> Length - Load Space Maximum (At Floor)	-	-	-
Length - Load Space Maximum (At 1.2M High)	-	-	-
Load Space Maximum (cu.m) <sup>1</sup> Single Side Load Door (with Bulkhead)	-	-	-
Load Space VDA (cu.m) <sup>2</sup> Single Side Load Door (with Bulkhead)	-	-	-
Euro Pallet (1000mm Load) Capacity	-	-	-

S = Standard O = Factory Option that can be ordered before a vehicle is manufactured

1. Maximum load volume method simply measures the volume of a fine-grained material such as sand or rice which can be deposited into the loadspace. 2. Loadspace shown as VDA (measured in cubic metres) measures volume in cubed litre blocks.



# TRANSIT CAB CHASSIS

2020.5MY Transit Cab Chassis

## Specifications CDV Transit 2020.5MY

	Transit 430E RWD Single Cab Chassis	Transit 470E RWD Single Cab Chassis	Transit 470E RWD Double Cab Chassis
<b>Vehicle Masses</b>			
Axle Load - Front / Rear Maximum	1850/3100	1850/3100	1850/3100
Gross Combined Mass (kg) (Manual / Auto)	5500	7000	7000
Gross Vehicle Mass (kg)	4300	4490	4490
Kerb Weight <sup>3</sup> (Manual / Auto)	1990	1990	2146
Payload <sup>4</sup> - Maximum (Manual / Auto)	2500	2500	2344
Towing Capacity <sup>5</sup> - Maximum (kg) Braked (Manual / Auto) <sup>6</sup>	2400	3500	3500
Towing Capacity - Maximum (kg) Unbraked (Manual / Auto)	750	750	750
<b>Engine</b>			
2.0L EcoBlue Engine	S	S	S
Power – Maximum (DIN)	125kW @ 3,500rpm	125kW @ 3,500rpm	125kW @ 3,500rpm
Torque – Maximum (DIN), Valves	390Nm @ 1,600 - 2,300rpm, 16	390Nm @ 1,600 - 2,300rpm, 16	390Nm @ 1,600 - 2,300rpm, 16
Drive Configuration	RWD	RWD	RWD
Battery	Twin	Twin	Twin
Auto Stop/Start <sup>6</sup>	S	S	S
<b>Transmission</b>			
6-speed Manual	-	S	S
6-speed Automatic	-	-	-
10-speed Automatic	S	-	-
<b>Transmission ratios</b>			
1st (6-Speed Manual)	-	5.44	5.44
2nd (6-Speed Manual)	-	2.84	2.84
3rd (6-Speed Manual)	-	1.72	1.72
4th (6-Speed Manual)	-	1.22	1.22
5th (6-Speed Manual)	-	1	1
6th (6-Speed Manual)	-	0.79	0.79
Final Drive (6-Speed Manual)	-	4.1	4.1
Reverse (6-Speed Manual)	-	4.94	4.94
1st (6-Speed Automatic)	-	-	-
2nd (6-Speed Automatic)	-	-	-
3rd (6-Speed Automatic)	-	-	-
4th (6-Speed Automatic)	-	-	-
5th (6-Speed Automatic)	-	-	-
6th (6-Speed Automatic)	-	-	-
Final Drive (6-Speed Automatic)	-	-	-
Reverse (6-Speed Automatic)	-	-	-
1st (10-Speed Automatic)	4.70	-	-
2nd (10-Speed Automatic)	2.99	-	-
	Transit 430E RWD Single Cab Chassis	Transit 470E RWD Single Cab Chassis	Transit 470E RWD Double Cab Chassis

S = Standard O = Factory Option that can be ordered before a vehicle is manufactured

3. Kerb Weight includes the vehicle with a full tank of fuel, without occupants, luggage or cargo and with all standard equipment. Additional weight of optional features must be taken into account when calculating kerb weight.  
4. Subject to State and Territory regulations. Payload is defined as the Gross Vehicle Mass minus the kerb weight. Payload is the maximum combined value of occupants, cargo, added options, added structures and tow ball download (when towing). GVM must not be exceeded. 5. Braked towing capacity when fitted with a Genuine Ford Tow Pack and Tow Ball, subject to State and Territory towing regulations. 6. Auto Stop/Start will not occur in all situations.

TRANSIT CAB CHASSIS

2020.5MY Transit Cab Chassis

Specifications CDV Transit 2020.5MY

3rd (10-Speed Automatic)	2.15	-	-
4th (10-Speed Automatic)	1.77	-	-
5th (10-Speed Automatic)	1.52	-	-
6th (10-Speed Automatic)	1.28	-	-
7th (10-Speed Automatic)	1.00	-	-
8th (10-Speed Automatic)	0.85	-	-
9th (10-Speed Automatic)	0.69	-	-
10th (10-Speed Automatic)	0.64	-	-
Final Drive (10-Speed Automatic)	3.73	-	-
Reverse (10-Speed Automatic)	4.87	-	-
Fuel Economy & Emissions <sup>7</sup>			
Fuel	Diesel	Diesel	Diesel
Fuel Tank Capacity (Litres)	95	95	95
AdBlue® Tank Capacity (Litres)	21	21	21
Brakes			
Front and Rear Disc Brakes	S	S	S
Suspension			
Front - Independent MacPherson Struts	S	S	S
Rear - Single Leaf Springs	S	S	S
Steering			
Power Assisted Steering	S	S	S
Tilt/Telescopic Steering	S	S	S
Turning Circle - Kerb to kerb (m)	13.3	13.3	13.3
Wheels & Tyres			
Wheel Size	6 x 16"	6 x 16"	6 x 16"
Wheel Type	Steel	Steel	Steel
Tyre Size	195/75 R16	195/75 R16	195/75 R16
Rear Wheel Configuration	Dual	Dual	Dual
Spare Wheel	Conventional Steel	Conventional Steel	Conventional Steel
Safety, Security & Driver Assistance			
Adaptive Cruise Control <sup>8</sup>	S	S	S
Airbags - Driver & Front Passenger	S	S	S
Airbags - Front Side Curtain	S	S	S
Airbags - Front Side Seat	S	S	S
Autonomous Emergency Braking with Pedestrian Detection <sup>8</sup>	S	S	S
BLIS with rear Cross Traffic Alert (CTA) <sup>8</sup>	S	S	S
Bonnet Release - Key Operated	S	S	S
Brakes - Electronic Brakeforce Distribution (EBD) <sup>8</sup>	S	S	S
Brakes - Emergency Brake Assist (EBA) <sup>8</sup>	S	S	S

S = Standard O = Factory Option that can be ordered before a vehicle is manufactured

7. Fuel consumption and emissions as per ADR 81/02 (combined cycle) and to be used for vehicle comparison purposes only. It is unlikely that this fuel consumption and emissions figure will be achieved in real world driving conditions. Actual fuel consumption and emissions will depend on many factors including the driver's habits, prevailing conditions and the vehicle's equipment, condition and use. 8. Driver-assist features are supplemental and do not replace the driver's attention, judgment and need to control the vehicle. May not operate in some driving and road conditions (including at certain speeds) or adverse weather.

# TRANSIT CAB CHASSIS

2020.5MY Transit Cab Chassis

## Specifications CDV Transit 2020.5MY

	Transit 430E RWD Single Cab Chassis	Transit 470E RWD Single Cab Chassis	Transit 470E RWD Double Cab Chassis
Dynamic Stability Control (DSC) incorporating Anti-Lock Brake System <sup>8</sup>	S	S	S
Emergency Brake Light	S	S	S
First Aid Kit	-	-	-
Hill Launch Assist <sup>8</sup>	S	S	S
Immobiliser - Passive Anti-theft System	S	S	S
Lane Keep Assist with Lane Departure Warning <sup>8</sup>	S	S	S
Load Adaptive Control <sup>3</sup>	S	S	S
MyKey	S	S	S
Perimeter Anti-Theft Alarm	S	S	S
Rear Window Defroster	-	-	-
Remote Keyless Entry - 2 Fobs	S	S	S
Reverse Camera with Front & Rear Parking Sensors <sup>8</sup>	-	-	-
Roll Over Mitigation <sup>8</sup>	S	S	S
Side Wind Stabilisation <sup>8</sup>	S	S	S
Tool Kit	S	S	S
Traction Control System <sup>8</sup>	S	S	S
Trailer Sway Control <sup>8</sup>	S	S	S
Traffic Sign Recognition <sup>8</sup>	S	S	S
Twin Stage Locking	S	S	S
Vehicle Maintenance Monitor <sup>8</sup>	S	S	S
<b>Interior Features</b>			
<b>Comfort &amp; Convenience</b>			
4.2" Colour Cluster Screen	S	S	S
Air Conditioning - Manual Front Single Zone	S	S	S
Air Pollen Filter	S	S	S
Drivers Armrest	S	S	S
Glass - Tinted	S	S	S
Header Courtesy Light	S	S	S
KPH Speedometer	S	S	S
Leather Wrapped Steering Wheel with Cruise Control and SYNC® Control Buttons. Reach and Height Adjustable.	S	S	S
Power - 12V Power Socket in Rear Compartment	-	-	-
Power - 230V (400W) Power Inverter (With Universal Socket)	S	S	S
Sealed Floor - Partial Rubber, Easy Cleaning	-	-	-
Trip Computer	S	S	S
Windows - Power Front (Driver Side One Touch Up/Down)	S	S	S

S = Standard O = Factory Option that can be ordered before a vehicle is manufactured

8. Driver-assist features are supplemental and do not replace the driver's attention, judgment and need to control the vehicle. May not operate in some driving and road conditions (including at certain speeds) or adverse weather.



# TRANSIT CAB CHASSIS

2020.5MY Transit Cab Chassis

## Specifications CDV Transit 2020.5MY

	Transit 430E RWD Single Cab Chassis	Transit 470E RWD Single Cab Chassis	Transit 470E RWD Double Cab Chassis
<b>Seating</b>			
Dual Front Passenger Fixed Seats with 2-way Manual Adjustment and Under Seat Stowage Compartment	S	S	S
Heated Driver and Passenger Seats	S	S	S
Single Driver 10-way Manual Adjustment, Arm Rest and Lumbar with Cushion Tilt	S	S	S
Single Front Passenger Seat (in lieu of Dual Front)	O	O	O
Trim - Cloth	S	S	S
<b>Storage</b>			
Bottle Holders - Two 2 Litre	S	S	S
Bulkhead - Full Width Steel with Window	-	-	-
Cup Holders - 2	S	S	S
Door - Storage Pockets (Fit A4 Clipboard and 2 Litre Bottle)	S	S	S
Glove Box with Lockable Lid	S	S	S
Load Area Protection Kit	-	-	-
Load Compartment Lamp	-	-	-
Load - Compartment Tie Downs	-	-	-
<b>Audio, Communications &amp; Instruments</b>			
2x USB Ports	S	S	S
4 Speakers (2 Woofers, 2 Tweeters)	S	S	S
6 Speakers	-	-	-
Audio - DAB+/AM/FM Radio	S	S	S
Audio - Steering Wheel Mounted Controls	S	S	S
Floating 8.0" Capacitive Touch Screen	S	S	S
FordPass Connect - Embedded Modem <sup>9</sup>	S	S	S
Satellite Navigation with TMC & Enhanced Voice Control	O	O	O
SYNC@3 <sup>10</sup> Connectivity System with Applink™	S	S	S
<b>Exterior Features</b>			
<b>Styling</b>			
Black Grille/Rear Bumper/Bodyside Moulding/Handles/Mirror	S	S	S
Mudflaps - Front	S	S	S
Mudflaps - Rear	-	-	-
Partial Body Colour Front Bumper	S	S	S
Shielded Deadlocks	S	S	S
Trapezoidal 3-Bar Black Grille	S	S	S

S = Standard O = Factory Option that can be ordered before a vehicle is manufactured

9. Use of FordPass is subject to the FordPass Terms and Privacy Policy and the Connected Vehicle Terms and Privacy Policy available on [ford.com.au/fordpass](http://ford.com.au/fordpass) and requires a compatible mobile device, internet access and software (including software updates from time to time). You are responsible for internet access, mobile network data and voice call services required for your use of the FordPass App on your mobile device, including associated fees. The FordPass Connect Modem and FordPass App can only work when connected to the telecommunications network. Ford cannot guarantee that FordPass will be in fully operating condition at all times and the FordPass App may be unavailable or particular FordPass services interrupted. Ford is not responsible for any limitations or restrictions of the telecommunications network or of your mobile device. 10. Not all SYNC@ features are compatible with all phones. For compatibility, see [www.ford.com.au/sync](http://www.ford.com.au/sync).

TRANSIT CAB CHASSIS

2020.5MY Transit Cab Chassis

Specifications CDV Transit 2020.5MY

	Transit 430E RWD Single Cab Chassis	Transit 470E RWD Single Cab Chassis	Transit 470E RWD Double Cab Chassis
Lights			
Front Fog Lamps	-	-	-
Headlights - Follow-Me-Home	S	S	S
Headlights - Levelling Manual	S	S	S
Headlights - Halogen With Daytime Running Lights	S	S	S
Auto Headlamps	S	S	S
Auto Highbeam	S	S	S
Quad Beam Headlamps	S	S	S
Roof Marker Lamps	S	S	S
High Mounted Stop Light	-	-	-
Lights - Side Marker Lights	S	S	S
Rear Door Edge Reflector Strip	-	-	-
Visibility			
Mirrors - Power Foldable, Heated, Electrically Operated with Side Indicators	-	-	-
Mirrors - Heated, Electrically Operated with Side Indicators	S	S	S
Heated Windshield	S	S	S
Wipers - Automatic Windshield Wipers	S	S	S
Fixed 3rd & 4th Row Right & Left Hand Side Window	-	-	-
Privacy Glass	-	-	-
Stowage & Carrying			
Doors - Side Load Sliding (Kerbside - Left Hand Side)	-	-	-
Doors - Rear Glazed Twin Hinged with 270° Opening	-	-	-
Doors - Rear Glazed Twin Hinged with 180° Opening	-	-	-
Power Side Step			
Optional Features			
Regular Production Options			
Prestige Paint <sup>11</sup>	O	O	O
Special Vehicle Options (SVO) Paint <sup>11</sup>	O	O	O
Automatic Transmission	S	-	-
Doors - Dual Side Load Doors (Left and Right Side) <sup>11</sup>	-	-	-
High Roof <sup>11</sup>	-	-	-
Rear Cargo Door Lift Gate	-	-	-

S = Standard O = Factory Option that can be ordered before a vehicle is manufactured

11. Regular Production Options are optional and available at additional cost.

TRANSIT BUS

2020.5MY Transit Bus

	Transit 410L RWD Bus
Exterior Dimensions (mm)	
Length - Overall	6704
Width - Overall with/without Side Mirrors Extended	2474 / 2112
Height - Overall (Unladen)	2790
Wheelbase	3750
Overhang - Front	1023
Overhang - Rear	1931
Width - Side Door Opening	1300
Height - Side Door Opening	1600
Width - Rear Door Opening	1565
Height - Rear Door Opening	1887
Front Track	1740
Rear Track	1670
Vehicle Masses	
Axle Load - Front / Rear Maximum	1850/3100
Gross Combined Mass (kg) (Manual / Auto)	6100
Gross Vehicle Mass (kg)	4100
Kerb Weight <sup>1</sup>	2844
Payload <sup>2</sup> - Maximum	1256
Towing Capacity <sup>3</sup> - Maximum (kg) Braked	2500
Towing Capacity - Maximum (kg) Unbraked	750
Euro Pallet (1000mm Load) Capacity	-
Engine	
2.0L EcoBlue Engine	S
Power - Maximum (DIN)	125kW @ 3,500rpm
Torque - Maximum (DIN), Valves	390Nm @ 1,600 - 2,300rpm, 16
Drive Configuration	RWD
Battery	Twin
Auto Stop/Start <sup>4</sup>	S
Transmission	
6-Speed Manual	-
6-Speed Automatic	-
10-Speed Automatic	S
Transmission Ratios	
1st (6-Speed Manual)	-
2nd (6-Speed Manual)	-
3rd (6-Speed Manual)	-
4th (6-Speed Manual)	-
5th (6-Speed Manual)	-
6th (6-Speed Manual)	-
Final Drive (6-Speed Manual)	-
Reverse (6-Speed Manual)	-

	Transit 410L RWD Bus
1st (6-Speed Automatic)	-
2nd (6-Speed Automatic)	-
3rd (6-Speed Automatic)	-
4th (6-Speed Automatic)	-
5th (6-Speed Automatic)	-
6th (6-Speed Automatic)	-
Final Drive (6-Speed Automatic)	-
Reverse (6-Speed Automatic)	-
1st (10-Speed Automatic)	4.70
2nd (10-Speed Automatic)	2.99
3rd (10-Speed Automatic)	2.15
4th (10-Speed Automatic)	1.77
5th (10-Speed Automatic)	1.52
6th (10-Speed Automatic)	1.28
7th (10-Speed Automatic)	1.00
8th (10-Speed Automatic)	0.85
9th (10-Speed Automatic)	0.69
10th (10-Speed Automatic)	0.64
Final Drive (10-Speed Automatic)	3.73
Reverse (10-Speed Automatic)	4.87
Fuel Economy & Emissions <sup>5</sup>	
Fuel	Diesel
Fuel Tank Capacity (Litres)	95
AdBlue Tank (Litres)	21
Brakes	
Front and Rear Disc Brakes	S
Suspension	
Front - Independent MacPherson Struts	S
Steering	
Power Assisted Steering	S
Tilt/Telescopic Steering	S
Turning Circle - Kerb to kerb (m)	13.3
Wheels and Tyres	
Wheel Size	6 x 16"
Wheel Type	Steel
Tyre Size	235/65 R16
Rear Wheel Configuration	Single
Spare Wheel	Conventional Steel

S = Standard O = Factory Option that can be ordered before a vehicle is manufactured

1. Kerb Weight includes the vehicle with a full tank of fuel, without occupants, luggage or cargo and with all standard equipment. Additional weight of optional features must be taken into account when calculating kerb weight.  
2. Subject to State and Territory regulations. Payload is defined as the Gross Vehicle Mass minus the kerb weight. Payload is the maximum combined value of occupants, cargo, added options, added structures and tow ball download (when towing). GVM must not be exceeded. 3. Braked towing capacity when fitted with a Genuine Ford Tow Pack and Tow Ball, subject to State and Territory towing regulations. 4. Auto Stop/Start will not occur in all situations.  
5. Fuel consumption and emissions as per ADR 81/02 (combined cycle) and to be used for vehicle comparison purposes only. It is unlikely that this fuel consumption and emissions figure will be achieved in real world driving conditions. Actual fuel consumption and emissions will depend on many factors including the driver's habits, prevailing conditions and the vehicle's equipment, condition and use.



TRANSIT BUS

2020.5MY Transit Bus

	Transit 410L RWD Bus
<b>Safety, Security and Driver Assistance</b>	
Airbags - Driver & Front Passenger	S
Airbags - Front Side Curtain	S
Airbags - Front Side Seat	S
Brakes - Electronic Brakeforce Distribution (EBD) <sup>6</sup>	S
Brakes - Emergency Brake Assist (EBA) <sup>6</sup>	S
Dynamic Stability Control (DSC) incorporating ABS <sup>6</sup>	S
Hill Launch Assist <sup>6</sup>	S
Roll Over Mitigation <sup>6</sup>	S
Emergency Brake Light	S
Load Adaptive Control <sup>6</sup>	S
Side Wind Stabilisation <sup>6</sup>	S
Trailer Sway Control <sup>6</sup>	S
Traction Control System <sup>6</sup>	S
Rear Window Defroster	S
Perimeter Anti-Theft	S
Bonnet Release - Key Operated	S
Remote Keyless Entry - 2 Fobs	S
Perimeter Anti-Theft Alarm	S
Twin Stage Locking	S
Tool Kit	S
Vehicle Maintenance Monitor	S
Reverse Camera with Front & Rear Parking Sensors	S
Autonomous Emergency Braking with Pedestrian Detection <sup>6</sup>	S
Adaptive Cruise Control <sup>6</sup>	S
BLIS with rear Cross Traffic Alert (CTA)	S
Traffic Sign Recognition	S
Lane Keeping Aid with Lane Departure Warning and Driver Alert	S
MyKey	S
First Aid Kit	S
<b>Interior Features</b>	
<b>Comfort and Convenience</b>	
Air Conditioning - Manual Front Single Zone	S
Air Conditioning - Manual Rear	-
Air Pollen Filter	S
Leather Wrapped Steering Wheel with Cruise Control and SYNC® Control Buttons. Reach and Height Adjustable.	S
Drivers Armrest	S
Header Courtesy Light	S
Power - 12V Power Socket in Rear Compartment	S
Power - 230V (400W) Power Inverter (With Universal Socket)	S
Sealed Floor - Partial Rubber, Easy Cleaning	S

	Transit 410L RWD Bus
4.2' Colour Cluster Screen	S
KPH Speedometer	S
Trip Computer	S
Windows - Power Front (Driver Side One Touch Up/Down)	S
Glass - Tinted	S
<b>Seating</b>	
Single Driver 10-way Manual Adjustment, Arm Rest and Lumbar with Cushion Tilt	S
Dual Front Passenger Fixed Seats with 2-way Manual Adjustment and Under Seat Stowage Compartment	S
Single Front Passenger Seat (in lieu of Dual Front)	O
Heated Driver and Passenger Seats	S
Trim - Cloth	S
<b>Storage</b>	
Bottle Holders - Two 2 Litre	S
Bulkhead - Full Width Steel with Window	-
Cup Holders - 2	S
Door - Storage Pockets (Fit A4 Clipboard and 2 Litre Bottle)	S
Glove Box with Lockable Lid	S
Load Area Protection Kit	-
Load - Compartment Lamp	S
Load - Compartment Tie Downs (10X)	-
<b>Audio, Communications &amp; Instruments</b>	
FordPass Connect - Embedded Modem <sup>7</sup>	S
4 Speakers (2 Woofers, 2 Tweeters)	-
6 Speakers	S
Floating 8.0' Capacitive Touch Screen	S
Audio - Steering Wheel Mounted Controls	S
2x USB Ports	S
Audio - DAB+/AM/FM Radio	S
SYNC@3 <sup>8</sup> Connectivity System with Applink™	S
Satellite Navigation with TMC & Enhanced Voice Control	O
<b>Exterior Features</b>	
<b>Roof height</b>	
Low Roof	-
Medium Roof	S
<b>Styling</b>	
Mudflaps - Front	S
Mudflaps - Rear	S
Partial Body Colour Front Bumper	S
Black Grille/Rear Bumper/Bodyside Moulding/Handles/Mirror	S
Shielded Deadlocks	S
Trapezoidal 3-Bar Black Grille	S

S = Standard O = Factory Option that can be ordered before a vehicle is manufactured

6. Driver-assist features are supplemental and do not replace the driver's attention, judgment and need to control the vehicle. May not operate in some driving and road conditions (including at certain speeds) or adverse weather.  
7. Use of FordPass is subject to the FordPass Terms and Privacy Policy and the Connected Vehicle Terms and Privacy Policy available on [ford.com.au/fordpass](http://ford.com.au/fordpass) and requires a compatible mobile device, internet access and software (including software updates from time to time). You are responsible for internet access, mobile network data and voice call services required for your use of the FordPass App on your mobile device, including associated fees. The FordPass Connect Modem and FordPass App can only work when connected to the telecommunications network. Ford cannot guarantee that FordPass will be in fully operating condition at all times and the FordPass App may be unavailable or particular FordPass services interrupted. Ford is not responsible for any limitations or restrictions of the telecommunications network or of your mobile device. **8.** Not all SYNC® features are compatible with all phones. For compatibility, see [www.ford.com.au/sync](http://www.ford.com.au/sync).

# TRANSIT BUS

2020.5MY Transit Bus

	Transit 410L RWD Bus
<b>Lights</b>	
Front Fog Lamps	S
Headlights - Follow-Me-Home	S
Headlights - Levelling Manual	S
Headlights - Halogen with Daytime Running Lights	S
Auto Headlamps	S
Auto High Beam	S
Quad beam Headlamps	S
High Mounted Stop Light	S
Lights - Side Marker Lights	S
Rear Door Edge Reflector Strip	S
<b>Visibility</b>	
Mirrors - Power Foldable, Heated, Electrically Operated with Side Indicators	S
Heated Windshield	S
Wipers - Auto Windshield Wipers	S
Sliding 2nd Row Right & Left Hand Side Windows	S
Fixed 3rd & 4th Row Right & Left Hand Side Window	S
Privacy Glass	S
<b>Stowage &amp; Carrying</b>	
Doors - Side Load Sliding (Kerbside - Left Hand Side)	-
Doors - Side Load Power Operating (Kerbside - Left Hand Side)	S
Doors - Rear Glazed Twin Hinged with 270° Opening	-
Power Side Step	S
Fixed 3rd & 4th Row Right & Left Hand Side Window	S
BLIS with rear Cross Traffic Alert (CTA)	S
<b>Optional Features</b>	
<b>Regular Production Options</b>	
Prestige Paint <sup>9</sup>	O
Special Vehicle Options (SVO) Paint <sup>9</sup>	O
Satellite Navigation with TMC & Enhanced Voice Control	O
Doors - Dual Side Load Doors (Left and Right Side) <sup>9</sup>	-
Rear Cargo Door Liftgate	O
High Roof with Overhead Stowage Shelves and LED Reading Lights	O

S = Standard O = Factory Option that can be ordered before a vehicle is manufactured

<sup>9</sup>. Regular Production Options are optional and available at additional cost.