

CX-5




mazda



zoom-zoom

IMAGINATION DRIVES US



Imagination is the world's most valuable resource. It's our window to the future, because if we can imagine it, we can create it. Mazda is built on a foundation of imagination and ingenuity. It's the fuel behind all we create and achieve. It has given us SKYACTIV TECHNOLOGY, 'KODO - Soul of Motion' design and countless successes that once existed only in someone's imagination. These pages show how imagination is an integral part of our innovative cars.

CONTENTS

04	INTRODUCTION
06	EXTERIOR
08	INTERIOR
10	PERFORMANCE
14	CONNECTIVITY
16	SAFETY
18	i-ACTIVSENSE
20	MODELS
28	SPECIFICATIONS
34	CONFIDENCE
35	COLOUR, TRIM & WHEELS





MAZDA CX-5. A CUT ABOVE

Mazda CX-5 has elevated the SUV to a whole new level of refinement and craftsmanship. Stunning design both inside and out, the choice of a SKYACTIV-G 2.5T turbocharged engine, impressive fuel efficiency, and the latest i-ACTIVSENSE safety all come together to deliver an SUV that truly is a cut above.



A HIGHER STANDARD

The principles of Mazda's signature 'KODO - Soul of Motion' design philosophy have been applied to Mazda CX-5, refined, and raised once again. Every element has been designed to work in harmony while also being pleasing to the eye.

The sleek, flowing lines of the CX-5's profile are punctuated by stunning design elements, like the front grille, rear combination lamps and impressive alloy wheels.

Together they form a stylish road stance that continues to set the standard of modern SUV design.





Takami with Aged Merlot Nappa leather trim.*



AN EXQUISITE LEVEL OF DETAIL

Once inside Mazda CX-5, you immediately find yourself surrounded by a standard of quality that leaves the competition well behind. Comfort, technology and a sense of sophistication greet you at every turn. The elegantly crafted cabin surrounds the driver with carefully positioned controls, while on the Takami model, beautiful real wood trim adorns the door panels and dashboard.

A full-colour Active Driving Display means crucial driving information is always there in the driver's line of sight†. From the higher, more angled centre console to the redesigned instrument panel as well as the use of space and storage across front and rear rows, Mazda CX-5 takes design to another level.

† Driver-assistance features do not replace the driver's judgement and are not to be used in place of skilled and safe driving practices. It is the driver's sole responsibility to monitor vehicle surroundings and conditions and comply with all applicable laws at all times.

* Leather interior includes Maztex deluxe leatherette on selected high-impact surfaces.



Takami in Soul Red Crystal Metallic.

PERFORMANCE THAT EXCITES

Mazda CX-5 represents the continued evolution of Mazda's breakthrough SKYACTIV technologies, which have defined a thrilling new generation of Zoom-Zoom performance.

With four engine types, including a 2.5L turbocharged petrol option available on the Takami model, you'll discover improved responsiveness and acceleration that doesn't sacrifice fuel economy.

Thanks to i-ACTIV AWD, Mazda CX-5 monitors and predicts road conditions to adjust its performance, delivering impressive real-world fuel efficiency and a superior drive every time. It's also quieter than ever before, thanks to advanced aerodynamics and specifically designed construction materials.

SKYACTIV TECHNOLOGY RAISES THE BAR

Mazda CX-5 delivers the feeling of pure Zoom-Zoom, with efficiency that Mazda's SKYACTIV TECHNOLOGY is now famous for. With an impressive mix of power and fuel efficiency taking your driving experience to a new level. The automatic transmission has been developed to increase responsiveness, while all elements of the chassis – from brakes to suspension to steering – have been refined to provide a higher-quality ride that never compromises performance.

Mazda CX-5 features SKYACTIV-VEHICLE DYNAMICS, a series of technologies that integrates control of the engine, transmission, chassis and body to enhance the sense of oneness between car and driver that we call 'Jinba Ittai.' This all comes together to create an exceptional ride that's in a league of its own.



SKYACTIV-G 2.0L & 2.5L PETROL ENGINE

The SKYACTIV-G engines deliver impressive fuel economy along with powerful torque at low-to-mid range speeds. This combines with linear acceleration response and an exhilaratingly powerful feel, allowing you to enjoy a quality ride in all situations. The 2.0L delivers a sporty 115kW of power and 200Nm of torque while the muscular 2.5L engine punches out 140kW and 252Nm. Cylinder Deactivation (CDA) available on 2.5L engine, shuts down cylinders 1 and 4 at low rpm, which saves fuel without sacrificing driving performance.



SKYACTIV-D 2.2L DIESEL ENGINE

The clean-running SKYACTIV-D 2.2L engine offers outstanding torque and exhilarating performance delivered right up to high engine speeds and all the way through the rpm range. The twin-turbo engine now features a Variable Geometry Turbocharger (VGT) on the larger turbo, which allows it to spin faster at medium engine speeds and increases flow to the engine at higher speeds, resulting in 140kW of power and 450Nm of torque.



i-ACTIV AWD INTELLIGENT ALL-WHEEL DRIVE SYSTEM

Mazda's i-ACTIV AWD is a predictive, on-demand AWD system that anticipates front-tyre slip and applies just enough torque to the rear wheels to prevent slipping from occurring. It does this via 27 sensors, which constantly monitor the road surface, outside conditions, driver operation and vehicle condition. Analysing this information 200 times per second, the system helps ensure a stress-free drive in a wide range of conditions.



SKYACTIV-G 2.5T TURBO PETROL ENGINE

The first turbocharged engine to join the SKYACTIV-G series, the SKYACTIV-G 2.5T delivers both outstanding low and mid-range torque with excellent fuel economy. The Dynamic Pressure Turbo system controls exhaust pulses to produce a huge 420Nm of torque and 170kW of power. Meanwhile, the Cooled Exhaust Gas Recirculation (EGR) cycles cooled exhaust gas back into the air intake system, lowering the engine's fuel consumption and improving economy.



SKYACTIV-BODY

Mazda's SKYACTIV-BODY simultaneously achieves high levels of usually conflicting attributes such as collision safety, light weight and rigidity. The latest Computer Aided Engineering (CAE) analysis was used for efficient reinforcements, and ultra-high tensile steel has been adopted for lightness and strength. This means that rigidity is increased, reducing response delay of the body to steering operations.



SKYACTIV-CHASSIS

Every component has been designed to create an unrivalled sense of oneness between car and driver. The steering system's structure has been optimised to achieve both excellent vibration insulation and high rigidity. The suspension has been revised, millimetre by millimetre, to achieve a gentler and higher-quality ride. This improved suspension means the braking system has also evolved to achieve shorter braking distances with outstanding performance.



Takami with Aged Merlot Nappa leather trim.*

YOUR WORLD AT YOUR FINGERTIPS

Thanks to the MZD Connect infotainment system, Mazda CX-5 brings you the very latest in connectivity. With Apple CarPlay™ and Android Auto™, you can effortlessly access your compatible smartphone's contacts, social media and music along with map functionality all from the large, upright touch screen.†


Four USB ports* are distributed throughout the cabin to accommodate all of your devices, while the exceptional 10-speaker Bose®† system is integrated seamlessly throughout the interior allowing you to listen to music, radio and podcasts in studio quality sound.

‡ Please check the compatibility of your Bluetooth® device (particularly your mobile phone) with the specific Mazda vehicle you intend to purchase, as not all devices operate correctly. Visit mazdahandsfree.co.nz or consult your Mazda Dealer for further information.

* Leather interior includes Maztex deluxe leatherette on selected high impact surfaces.

* Available on GSX grade and above.

† Available on Limited and Takami grades.



SAFETY IS THE HIGHEST PRIORITY

Delivering comfort and exhilaration is what drives us, but that never comes at the expense of safety in the Mazda CX-5.

Built with a rigid body cell, every grade comes equipped with SRS airbags and technology such as rear parking sensors, G-Vectoring Control Plus (GVC Plus), Dynamic Stability Control (DSC), Traction Control System (TCS), Emergency Brake Assist (EBA) and Electronic Brake-force Distribution (EBD) as standard†.


You'll also enjoy peace of mind thanks to the Auto Door Lock and Electric Parking Brake with Auto-Hold, again available on every grade. Hill Launch Assist (HLA) adds even more confidence, helping you take off quickly and simply when stopped on an incline.



† i-ACTIVSENSE and other safety technologies are driver-assist technologies only and should not be used in place of skilled and safe driving practices. It is the driver's sole responsibility to monitor vehicle surroundings and conditions and comply with all applicable laws at all times.




Takami in Soul Red Crystal Metallic.



BE PREPARED FOR WHAT'S AROUND THE CORNER

Unexpected hazards are a part of life. Thankfully DSC acts instantly, braking the inner rear wheel to offset understeer (or braking the outer front wheel to combat oversteer). The Traction Control System also reduces torque to the driven wheels to minimise skidding. The hazard can be steered around, as control is maintained.



STOP WITH CONFIDENCE

Stopping distance with EBA, ABS and EBD.

Stopping distance with no assistance.

ENJOY THE RIDE

G-Vectoring Control Plus (GVC Plus) improves steering responsiveness by offering four-wheel independent control, which provides a safe and secure ride for all passengers in every driving scenario, particularly when cornering.

TECHNOLOGY THAT'S TOP OF THE RANGE


Mazda CX-5 comes with a suite of Mazda's most intelligent i-ACTIVSENSE advanced safety technologies as standard. These technologies help assist the driver to avoid potential hazards, or help minimise damage as a result of unavoidable impact† Mazda Radar Cruise Control (MRCC) with Stop & Go function reduces the stress of negotiating heavy stop-start traffic. Mazda CX-5 also features Traffic Sign Recognition (TSR), keeping you even more informed about speed limits and road conditions†. Safety features are dependent on grade.

† i-ACTIVSENSE and other safety technologies are driver-assist technologies only and should not be used in place of skilled and safe driving practices. It is the driver's sole responsibility to monitor vehicle surroundings and conditions and comply with all applicable laws at all times.



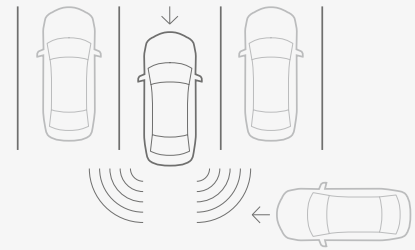
BLIND SPOT MONITORING (BSM)

By scanning external mirrors' blind spots, radars detect any unseen vehicles to alert the driver of hazardous lane changes. An LED icon on the relevant mirror is accompanied by beeping alerts. Standard across the range.



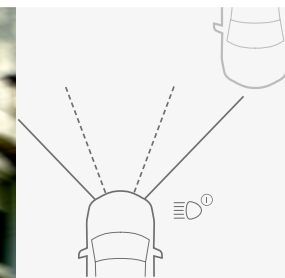
MAZDA RADAR CRUISE CONTROL (MRCC) WITH STOP & GO FUNCTION

MRCC automatically adjusts vehicle speed to maintain a safe distance from the car ahead. It's able to bring the car to a complete stop in traffic and take off again once the traffic moves (if the stop is less than three seconds). If a complete stop exceeds three seconds, the car waits for the other driver to initiate acceleration. Standard across the range.



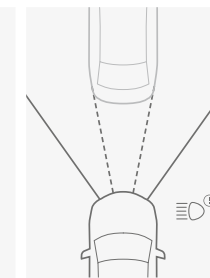
REAR CROSS TRAFFIC ALERT (RCTA)

RCTA assists when the driver is reversing from a parking space, by warning if a car is approaching from either side of the vehicle. The LED icon on both mirrors is accompanied by a beeping alert. Standard across the range.



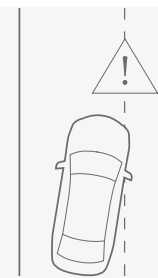
HIGH BEAM CONTROL (HBC)

HBC detects oncoming and preceding vehicles and automatically switches between high and low beams during night driving. This makes it easier for the driver to recognise hazards and helps avoid dazzling other drivers. Standard on GLX and GSX models.



ADAPTIVE LED HEADLAMPS (ALH)

Individual control of several LEDs allows precise adjustment of the lighting pattern. The system automatically broadens visibility at low speeds, shapes the high beam to help avoid dazzling other drivers and raises beam height at highway speeds to extend vision area. Standard on Limited and Takami models.



LANE DEPARTURE WARNING (LDW)/LANE-KEEP ASSIST SYSTEM (LAS)

LDW uses a windscreen-mounted camera to monitor road lane markings, sounding an audible warning if the driver is about to stray from their lane. LAS will act if it determines the vehicle will leave its lane by applying a degree of corrective steering. Standard across the range.



TRAFFIC SIGN RECOGNITION (TSR)

TSR detects a number of road signs which are in turn displayed on the vehicle's Active Driving Display. The types of signs that could be displayed to warn you include speed limit signs, "do not enter" signs and stop signs. Standard on GSX and above.



ADVANCED SMART CITY BRAKE SUPPORT - FORWARD (ASCBS-F) SMART CITY BRAKE SUPPORT - REVERSE (SCBS-R)

Helps prevent or lessen low-speed impacts. Now with pedestrian detection, ASCBS-F monitors the vehicle in front to assess the possibility of a collision at forward speeds of 4-80km/h. If the system detects a high risk of impact, it issues visual and audible warnings and primes the brakes for faster response, should the driver brake. If the driver does not brake, the brakes are applied automatically. SCBS-R works in reverse at speeds of 2-8km/h. ASCBS-F standard across the range. SCBS-R standard on GSX and above.



FORWARD OBSTRUCTION WARNING (FOW)/SMART BRAKE SUPPORT (SBS)

Operating at 15-160km/h, FOW monitors the distance to the vehicle in front and its speed. If it senses a collision is likely, audible and visual alerts prompt the driver to take evasive action. If SBS senses a high risk of impact, it primes the brakes for faster response. If no evasive action is taken, it brakes for you. Standard across the range.





GLX in Sonic Silver Metallic.

GLX FEATURES

MAIN FEATURES INCLUDE:

- » 17-inch grey-metallic alloy wheels with 225/65 tyres
- » Headlamps (LED)
- » Headlamps auto on/off function
- » Power mirrors (body coloured, electric folding)
- » Wipers (front): 2-speed with rain-sensing function
- » Air-conditioning
- » Electric parking brake with auto-hold
- » 7-inch full-colour touchscreen display (MZD Connect)
- » Audio system with: 6 speakers, AM/FM tuner, 2 x USB inputs (iPod® compatible), AUX 3.5mm jack
- » Bluetooth® hands-free phone and audio capability[§]
- » Apple CarPlay™ and Android Auto™ connectivity[§]
- » Multi-function commander control
- » Internet radio integration (Stitcher™ and Aha™)
- » Voice activation and control
- » Steering wheel-mounted audio/cruise/ phone controls
- » Tilt and telescopic adjustable steering wheel
- » Overhead sunglass storage box
- » Keyless entry and keyless push-button ignition
- » Leather-wrapped: gear shift knob and steering wheel
- » Seat trim: Black cloth
- » Front seats with: height adjustment and seat back pockets
- » Rear seats: 40/20/40 split-fold with reclining function
- » Reversing camera
- » Secondary Collision Reduction (SCR)
- » Adjustable Speed Limiter (ASL)

- » Automatic Door Lock (ADL)
- » Tyre Pressure Monitoring System (TPMS)
- » i-ACTIVSENSE safety[†]:
 - Advanced Smart City Brake Support - Forward (ASCBS-F)
 - Blind Spot Monitoring (BSM)
 - Rear Cross Traffic Alert (RCTA)
 - Mazda Radar Cruise Control (MRCC) with Stop & Go Function
 - Smart Brake Support (SBS)
 - Forward Obstruction Warning (FOW)
 - High Beam Control (HBC)
 - Lane Departure Warning (LDW)
 - Lane-Keep Assist System (LAS)

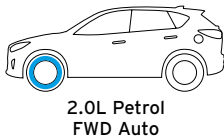
OPTION:

- » Satellite navigation (with 3 years free map updates)

POWERTRAIN

SKYACTIV-G 2.0L

- » 2.0 litre in-line 4 cylinder 16 valve DOHC S-VT petrol engine with i-stop
- » Drivetrain: FWD
- » Transmission: 6-speed automatic (SKYACTIV-Drive)
- » Fuel consumption (combined): 6.9L/100km*
- » Max power: 115kW @ 6,000rpm
- » Max torque: 200Nm @ 4,000rpm
- » Drive Selection (Sport mode)
- » G-Vectoring Control Plus (GVC Plus)



[§] Please check the compatibility of your Bluetooth® device (particularly your mobile phone) with the specific Mazda vehicle you intend to purchase, as not all devices operate correctly. Visit mazdahandsfree.co.nz or consult your Mazda Dealer for further information.

* Fuel consumption figures are based on ADR 81/02 test results. They are useful in comparing the fuel consumption of different vehicles. They may not be the fuel consumption achieved in practice. This will depend on traffic, road conditions and how the vehicle is driven.

[†] i-ACTIVSENSE, other safety technologies and driver-assistance features do not replace the driver's judgement, and should not be used in place of skilled and safe driving practices. It is the driver's sole responsibility to monitor vehicle surroundings and conditions and comply with all applicable laws at all times.



GLX petrol with Black Cloth trim.



STAY CONNECTED

With Apple Car Play™ and Android Auto™ you can use your smartphone to access music, media and more, all through MZD Connect.[§]



STRESS-FREE CRUISING

Mazda Radar Cruise Control (MRCC) with Stop & Go function means you'll always keep a safe distance from the vehicle ahead. Perfect for stop-start traffic.



STYLISH & SPORTY

The 17-inch alloy wheels are designed to maximise handling while looking great on the road.



LET IT DO THE WORK

Auto wipers and headlamps mean when sudden changes of road conditions happen, you're always prepared.



GSX in Snowflake White Pearl Mica.

GSX FEATURES

ADDITIONAL TO GLX

- » Front fog-lamps (LED)
- » Tail-lamps (LED)
- » Power mirrors (body coloured, auto-folding with heating function)
- » Air-conditioning (dual-zone climate control, with rear vents)
- » Rear-view mirror with auto-dimming function
- » Active Driving Display (windscreen projected)[†]
- » Advanced (proximity) keyless entry and ignition
- » Seat trim: Black deluxe leatherette / suede
- » Rear seats: remote release with centre armrest storage and 2 x USB charging ports
- » Vanity mirrors (front) with illumination
- » Parking sensors (front and rear)

- » i-ACTIVSENSE safety[†]:
 - Traffic Sign Recognition (TSR)
 - Smart City Brake Support - Reverse (SCBS-R)
 - Driver Attention Alert (DAA)

POWERTRAIN

SKYACTIV-G 2.0L


- » 2.0 litre in-line 4 cylinder 16 valve DOHC S-VT petrol engine with i-stop
- » Drivetrain: FWD
- » Transmission: 6-speed automatic (SKYACTIV-Drive)
- » Fuel consumption (Combined): 6.9L/100km*
- » Max power: 115kW @ 6,000rpm
- » Max torque: 200Nm @ 4,000rpm
- » Drive Selection (Sport Mode)
- » G-Vectoring Control Plus (GVC Plus)

SKYACTIV-G 2.5L


- » 2.5 litre in-line 4 cylinder 16 valve DOHC S-VT petrol engine with i-stop
- » Drivetrain: i-ACTIV AWD
- » Transmission: 6-speed automatic (SKYACTIV-Drive)
- » Fuel consumption (combined): 7.4L/100km*
- » Max power: 140kW @ 6,000rpm
- » Max torque: 252Nm @ 4,000rpm
- » Drive Selection (Sport mode)
- » G-Vectoring Control Plus (GVC Plus)
- » Cylinder Deactivation

SKYACTIV-D 2.2L

- » 2.2 litre in-line 4 cylinder 16 valve DOHC intercooled turbo diesel engine with i-stop
- » Drivetrain: i-ACTIV AWD
- » Transmission: 6-speed automatic (SKYACTIV-Drive)
- » Fuel consumption (combined): 5.7L/100km*
- » Max power: 140kW @ 4,500rpm
- » Max torque: 450Nm @ 2,000rpm
- » G-Vectoring Control Plus (GVC Plus)



2.0L Petrol
FWD Auto



2.5L Petrol
AWD Auto



2.2L Diesel
AWD Auto

[†] Driver-assistance features do not replace the driver's judgement and are not to be used in place of skilled and safe driving practices. It is the driver's sole responsibility to monitor vehicle surroundings and conditions and comply with all applicable laws at all times.

* Fuel consumption figures are based on ADR 81/02 test results. They are useful in comparing the fuel consumption of different vehicles. They may not be the fuel consumption achieved in practice. This will depend on traffic, road conditions and how the vehicle is driven.



GSX Diesel with Black Deluxe Leatherette / Suede trim.




EYES ON THE ROAD

The full-colour Active Driving Display projects key information onto your windscreen so it's directly in your line of sight. Includes Traffic Sign Recognition to keep you on track.



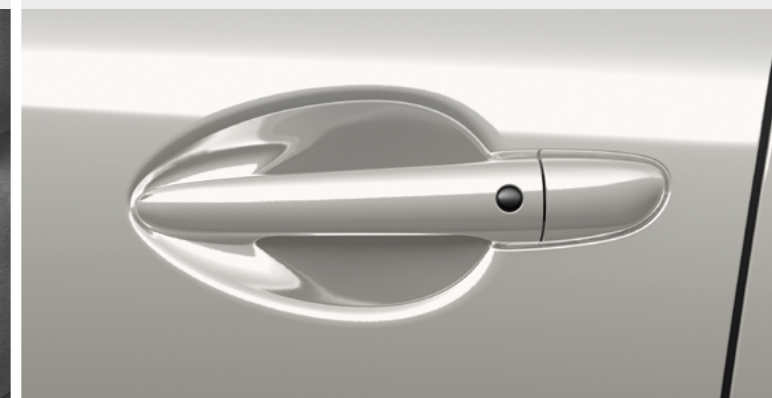
GET THERE EVERY TIME

Enjoy satellite navigation that's clear and easy to use with the 7-inch colour screen. Features spoken street names and advanced lane guidance.



FEEL THE QUALITY

A premium suede finish is complemented by deluxe leatherette for a soft, more luxurious feel.



GET SMART

Advanced keyless entry means you can have your hands full and still gain entry to your pride and joy.



Limited in Machine Grey Metallic.

LIMITED FEATURES

ADDITIONAL TO GSX

- » 19-inch machined alloy wheels with 225/55 tyres
- » Daytime running lights (LED)
- » Power-sliding and tilt-glass sunroof
- » Remote-operated power tailgate (open / close)
- » Privacy glass
- » Premium Bose® 249-watt amplifier and 10 speakers (including subwoofer)
- » Front seats with: 2-position memory function (driver), 10-way power adjustment (driver), 6-way power adjustment (passenger) and heating function
- » Seat trim: Black leather or Pure White leather[#]
- » i-ACTIVSENSE safety[†]:
- Adaptive LED Headlamps (ALH)

POWERTRAIN

SKYACTIV-G 2.5L

- » 2.5 litre in-line 4 cylinder 16 valve DOHC S-VT petrol engine with i-stop
- » Drivetrain: i-ACTIV AWD
- » Transmission: 6-speed automatic (SKYACTIV-Drive)
- » Fuel consumption (combined): 7.4L/100km*
- » Max power: 140kW @ 6,000rpm
- » Max torque: 252Nm @ 4,000rpm
- » Drive Selection (Sport mode)
- » G-Vectoring Control Plus (GVC Plus)
- » Cylinder Deactivation



2.5L Petrol AWD
Auto

SKYACTIV-D 2.2L

- » 2.2 litre in-line 4 cylinder 16 valve DOHC intercooled turbo diesel engine with i-stop
- » Drivetrain: i-ACTIV AWD
- » Transmission: 6-speed automatic (SKYACTIV-Drive)
- » Fuel consumption (combined): 5.7L/100km*
- » Max power: 140kW @ 4,500rpm
- » Max torque: 450Nm @ 2,000rpm
- » G-Vectoring Control Plus (GVC Plus)



2.2L Diesel AWD
Auto

[†] i-ACTIVSENSE, other safety technologies and driver-assistance features do not replace the driver's judgement, and should not be used in place of skilled and safe driving practices. It is the driver's sole responsibility to monitor vehicle surroundings and conditions and comply with all applicable laws at all times.

[#] Leather interior includes Maztex deluxe leatherette on selected high-impact surfaces.

* Fuel consumption figures are based on ADR 81/02 test results. They are useful in comparing the fuel consumption of different vehicles. They may not be the fuel consumption achieved in practice. This will depend on traffic, road conditions and how the vehicle is driven.



Limited Diesel with optional Pure White leather trim[#]
(Black also available).




POWER TO YOU

The power liftgate offers you plenty of convenience and saves time when loading and unloading your things.



TOUCH THE SKY

When the weather's good you'll love your sliding glass sunroof filling the cabin with light and fresh air.



SOUNDS IMPRESSIVE

The 10-speaker Bose® audio system has been strategically placed around the cabin to deliver studio quality audio.



THE PINNACLE OF LUXURY

In addition to the ergonomic seat design, you'll love the luxurious leather in black or pure white with contrast stitching.[#]



Takami in Soul Red Crystal Metallic.

TAKAMI FEATURES

ADDITIONAL TO LIMITED

- » Unique 19-inch high-gloss alloy wheels with 225/55 tyres
- » Seat trim: Aged Merlot Nappa leather[#]
- » Front seats with: ventilation function
- » Rear seats with heating function (2nd row outer)
- » Heated steering wheel
- » 7-inch TFT LCD multi-information meter display
- » Ambient lighting (LED)
- » Black cabin headliner
- » Frameless rear-view mirror with auto-dimming function
- » Genuine wood door and dashboard trim inserts
- » Unique overhead console
- » 360° View Monitor[†]

POWERTRAIN

SKYACTIV-G 2.5T

- » 2.5 litre in-line 4 cylinder 16 valve DOHC S-VT turbo petrol engine with i-stop
- » Drivetrain: i-ACTIV AWD
- » Transmission: 6-speed automatic (SKYACTIV-Drive)
- » Fuel consumption (combined): 8.2L/100km*
- » Max power: 170kW @ 5,000rpm
- » Max torque: 420Nm @ 2,000rpm
- » Drive Selection (Sport mode)
- » G-Vectoring Control Plus (GVC Plus)
- » Cylinder Deactivation



2.5T Turbo Petrol
AWD Auto

[†] i-ACTIVSENSE, other safety technologies and driver-assistance features do not replace the driver's judgement, and should not be used in place of skilled and safe driving practices. It is the driver's sole responsibility to monitor vehicle surroundings and conditions and comply with all applicable laws at all times.

[#] Leather interior includes Maztex deluxe leatherette on selected high-impact surfaces.

* Fuel consumption figures are based on ADR 81/02 test results. They are useful in comparing the fuel consumption of different vehicles. They may not be the fuel consumption achieved in practice. This will depend on traffic, road conditions and how the vehicle is driven.



Takami with Aged Merlot Nappa Leather trim.[#]



RIGHT WHERE YOU NEED IT

The new 7-inch TFT LCD multi-information meter display is designed to minimise the amount of eye movement required to access key information. The centre meter changes to display the most relevant information in that moment.



360° CAMERA

Four separate cameras give you a complete 360° view around the CX-5, helping you detect objects nearby, minimise blind spots and avoid potential danger.[†]



TURBO-CHARGED PERFORMANCE

Delivering outstanding low and mid-range torque in an instantaneous fashion, the SKYACTIV-G 2.5T engine couples dynamic performance with excellent fuel economy.



GET COMFY AND COSY

Cool down with seat ventilation during the summer or enjoy heated front and rear Nappa leather[#] seats (as well as a heated steering wheel) during cooler months.

SPECIFICATIONS

Powertrain		2.0L I4 Petrol FWD	2.5L I4 Petrol AWD	2.2L I4 Diesel AWD	2.5L Turbo I4 Petrol AWD
Bore and stroke (mm)		83.5 x 91.2	89.0 x 100.0	86.0 x 94.3	89.0 x 100.0
Compression ratio		13.0 : 1	13.0 : 1	14.4 : 1	10.5 : 1
Drivetrain		FWD	i-ACTIV AWD	i-ACTIV AWD	i-ACTIV AWD
Emissions standard		Euro stage V	Euro stage V	Euro stage V	Euro stage V
Engine capacity (cc)		1,998	2,488	2,191	2,488
Engine type		2.0 litre in-line 4 cylinder 16 valve DOHC S-VT petrol (SKYACTIV-G) engine	2.5 litre in-line 4 cylinder 16 valve DOHC S-VT petrol (SKYACTIV-G) engine with cylinder deactivation	2.2 litre in-line 4 cylinder 16 valve DOHC intercooled turbo diesel (SKYACTIV-D) engine	2.5 litre turbo in-line 4 cylinder 16 valve DOHC S-VT petrol (SKYACTIV-G 2.5T) engine
Fuel consumption (l/100km)*:	Auto (combined)	6.9	7.4	5.7	8.2
	Auto (extra urban)	6.2	6.3	5.2	6.9
	Auto (urban)	8.1	9.2	6.5	10.3
Fuel system		Electronic direct injection	Electronic direct injection	Common rail, electronic direct injection	Electronic direct injection
Fuel tank capacity (litres)		56	58	58	58
Gear ratio - Automatic	1st	3.552	3.552	3.487	3.487
	2nd	2.022	2.022	1.992	1.992
	3rd	1.452	1.452	1.449	1.449
	4th	1.000	1.000	1.000	1.000
	5th	0.708	0.708	0.707	0.707
	6th	0.599	0.599	0.600	0.600
	Reverse	3.893	3.893	3.990	3.990
	Final drive	4.624	4.624	4.090	4.411
Maximum power (kW @ rpm)		115 @ 6,000	140 @ 6,000	140 @ 4,500	170 @ 5,000
Maximum torque (Nm @ rpm)		200 @ 4,000	252 @ 4,000	450 @ 2,000	420 @ 2,000
Recommended fuel		Unleaded (91RON or higher) or E10	Unleaded (91RON or higher) or E10	Diesel	Unleaded (91RON or higher) or E10
Throttle control		Electronic (drive-by-wire)	Electronic (drive-by-wire)	Electronic (drive-by-wire)	Electronic (drive-by-wire)
Transmission	Automatic	6-speed (SKYACTIV-Drive)	6-speed (SKYACTIV-Drive)	6-speed (SKYACTIV-Drive)	6-speed (SKYACTIV-Drive)

Model Availability		GLX	GSX	Limited	Takami
5-seat SUV:	2.0L I4 Petrol FWD / 6-speed automatic	●	●	–	–
	2.5L I4 Petrol AWD / 6-speed automatic	–	●	●	–
	2.2L I4 Diesel AWD / 6-speed automatic	–	●	●	–
	2.5L I4 Turbo Petrol AWD / 6-speed automatic	–	–	–	●

● = Standard, – = Not available.

Chassis and Powertrain Technologies		GLX	GSX	Limited	Takami
Automatic transmission drive selection (petrol only)		●	●	●	●
Automatic transmission kickdown switch		●	●	●	●
Cylinder Deactivation (CDA)		–	● ^P	● ^P	–
Drive Selection - Sport Mode (petrol models)		●	●	●	●
Dynamic Pressure Turbo (DPT)		–	–	–	●
Electric Parking Brake with Auto-Hold		●	●	●	●
Electric power assist steering		●	●	●	●
Hill Launch Assist (HLA)		●	●	●	●
i-ACTIV AWD		–	○	●	●
i-stop		●	●	●	●
SKYACTIV-BODY		●	●	●	●
SKYACTIV-CHASSIS		●	●	●	●
SKYACTIV-VEHICLE DYNAMICS G-Vectoring Control Plus (GVC Plus)		●	●	●	●
Variable Geometry Turbo charger (VGT)		–	● ^D	● ^D	–

Chassis		GLX	GSX	Limited	Takami
Brake diameter (mm):	Front (petrol)	297	297	297	320
	Front (diesel)	–	320	320	–
	Rear	303	303	303	303
Brake type:	Front	Ventilated Disc			
	Rear	Solid Disc			
Suspension:	Front	MacPherson Strut			
	Rear	Multi-Link			
Turning circle kerb to kerb (m)		11.0	11.0	11.0	11.0
Tyre size		225/65 R17	225/65 R17	225/55 R19	225/55 R19
Tyre index		102H	102H	99V	99V
Wheel size		17 x 7.0 J	17 x 7.0 J	19 x 7.0 J	19 x 7.0 J
Wheel type		Alloy	Alloy	Alloy	Alloy
Tyre size (spare)		185/80 R17			
Wheel size (spare)		17x5.5T			
Wheel type (spare)		Temporary (steel)			

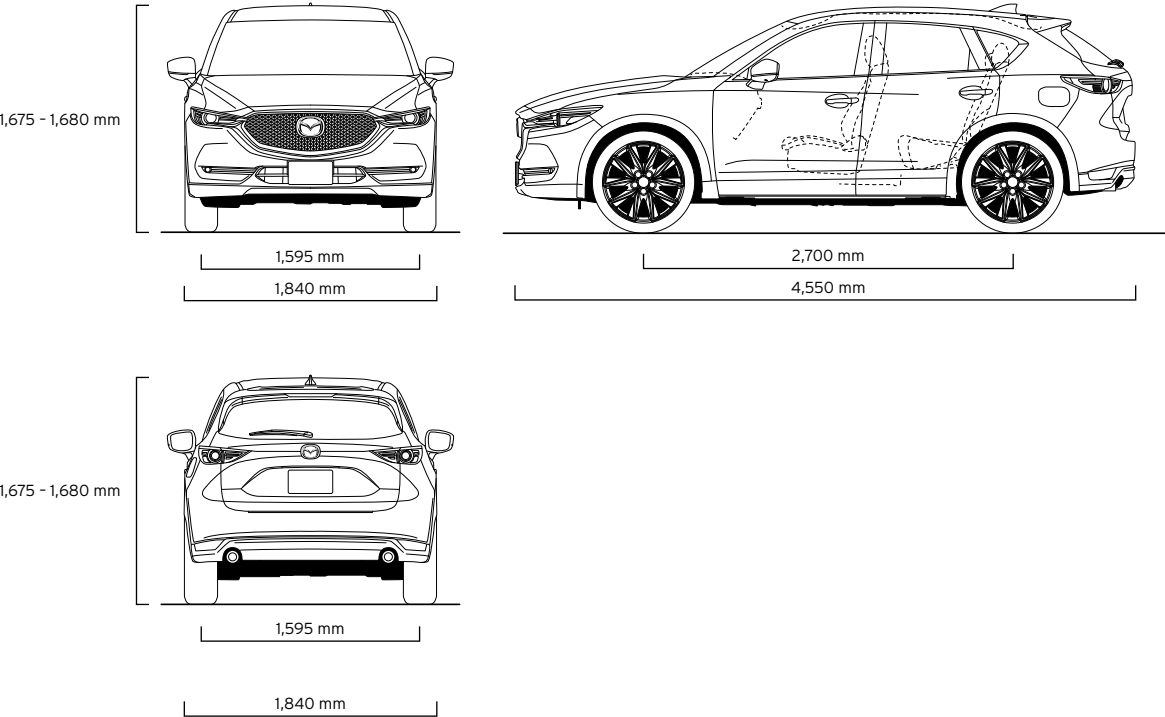
Weights and Capacities		GLX	GSX	Limited	Takami
Cargo room volume VDA (litres)	Rear seats up and to tonneau cover	455	455	455	455
Cargo room volume VDA (litres)	Rear seats folded down and up to roof	1,355	1,355	1,355	1,355
Kerb weight [⌈] (kg)	2.0L I4 Petrol FWD / 6-speed automatic	1,559	1,559	–	–
	2.5L I4 Petrol AWD / 6-speed automatic	–	1,641	1,682	–
	2.2L I4 Diesel AWD / 6-speed automatic	–	1,715	1,756	–
	2.5L I4 Turbo Petrol AWD / 6-speed automatic	–	–	–	1,720

Towing		GLX	GSX	Limited	Takami
Towing capacity [⌘] (kg):	Braked (petrol)	1,800	1,800	1,800	–
	Braked (diesel)	–	2,000	2,000	–
	Braked (turbo petrol)	–	–	–	2,000
	Unbraked	750	750	750	750
Tow ball download maximum (kg)		80	80	80	80

● = Standard, ●^P = 2.5L I4 Petrol AWD only, ●^D = 2.2L I4 Diesel AWD only, ○ = Option, – = Not available.

SPECIFICATIONS

Dimensions		GLX	GSX	Limited	Takami
Ground clearance laden (mm)		185	185	193	193
Ground clearance unladen (mm)		193	193	200	200
Overall length (mm)		4,550	4,550	4,550	4,550
Overall width (mm)		1,840	1,840	1,840	1,840
Overall height (mm)		1,675	1,675	1,675	1,680
Track (mm):	Front	1,595	1,595	1,595	1,595
	Rear	1,595	1,595	1,595	1,595
Wheelbase (mm)		2,700	2,700	2,700	2,700



Exterior	GLX	GSX	Limited	Takami
Daytime running lights (LED)	–	–	●	●
Door handles (body coloured)	●	●	●	●
Exhaust extensions (chrome)	●	●	●	●
Front and rear bumpers (body coloured)	●	●	●	●
Front fog lamps (LED)	–	●	●	●
Glass: Green-tinted (all windows)	●	●	–	–
Glass: Privacy-tinted (rear side and back windows)	–	–	●	●
Headlamps (LED)	●	●	●	●
Headlamps auto on/off function	●	●	●	●
Power mirrors (body coloured)	●	●	●	●
Power mirrors (auto-folding)	–	●	●	●
Power mirrors (electric-folding)	●	–	–	–
Power mirrors (heated)	–	●	●	●
Power-sliding and tilt-glass sunroof	–	–	●	●
Power windows	●	●	●	●
Rear spoiler	●	●	●	●
Remote-operated power tailgate (open/close)	–	–	●	●
Tail lamps (LED)	–	●	●	●
Window demister (rear)	●	●	●	●
Wipers (front) 2-speed with rain-sensing function	●	●	●	●
Wiper (rear) with intermittent function	●	●	●	●

Interior	GLX	GSX	Limited	Takami
7-inch TFT LCD multi-information meter display	–	–	–	●
Air-conditioning	●	–	–	–
Air-conditioning (dual-zone climate control) with rear vents	–	●	●	●
Ambient temperature display	●	●	●	●
Cabin headliner (black)	–	–	–	●
Cargo area 12-volt power outlet	●	●	●	●
Cargo area tonneau cover with 'Karakuri' up and down function	●	●	●	●
Centre armrest console	●	●	●	●
Critical function warning lights/chimes	●	●	●	●
Mazda Radar Cruise Control (MRCC) with Stop & Go function	●	●	●	●
Cupholders	●	●	●	●
Door bottle holders (front and rear)	●	●	●	●
Genuine wood decoration panels	–	–	–	●
Glove box	●	●	●	●
Heated steering wheel function	–	–	–	●
Instrument panel light dimmer	●	●	●	●
Interior illumination:	Cargo room lamp (incandescent)	●	●	–
	Cargo room lamp (LED)	–	–	●
	Entry system with delayed fade	●	●	●
	Map reading spot lamps (incandescent)	●	●	–
	Map reading spot lamps (LED)	–	–	●
	Power window switches	●	●	●
	Ambient lighting (LED)	–	–	●
Interior release for fuel filler door	●	●	●	●
Leather-wrapped:	Gear shift knob	●	●	●
	Steering wheel	●	●	●
One-touch (up and down) power windows	●	●	●	●
Overhead sunglass storage box	●	●	●	●
Rear-view mirror with auto-dimming function	–	●	●	–
Rear-view mirror (frameless) with auto dimming function	–	–	–	●
Tachometer and electronic odometer/ tripmeter	●	●	●	●
Tilt and telescopic adjustable steering wheel	●	●	●	●
Trip computer	●	●	●	●
Vanity mirrors (front)	●	–	–	–
Vanity mirrors (front) with illumination	–	●	●	●

SPECIFICATIONS

Infotainment	GLX	GSX	Limited	Takami
7-inch full-colour touch screen display (MZD Connect)	●	●	●	●
AM/FM tuner	●	●	●	●
Apple Car Play™ and Android Auto™ connectivity ⁶	●	●	●	●
Auxiliary-audio input jack (3.5mm mini-stereo)	●	●	●	●
Bluetooth® hands-free phone and audio capability ⁶	●	●	●	●
Internet radio integration (Stitcher™ and Aha™)	●	●	●	●
Multi-function commander control	●	●	●	●
Premium Bose® 249-watt amplifier and speakers	–	–	●	●
Radio Data System (RDS) program information	●	●	●	●
Satellite navigation	○	●	●	●
Speakers (6)	●	●	–	–
Speakers (10)	–	–	●	●
Steering wheel-mounted audio controls	●	●	●	●
USB-audio input ports (iPod® compatible)	●	●	●	●
Voice activation and control	●	●	●	●

Seats	GLX	GSX	Limited	Takami
Front seats with:	2-position memory function (driver)	–	–	●
	6-way power adjustment (passenger)	–	–	●
	10-way power adjustment (driver)	–	–	●
	Adjustable head restraints	●	●	●
	Heating function	–	–	●
	Height adjustment	●	●	●
	Lumbar support adjustment (driver)	–	–	●
	Rake and slide adjustment	●	●	●
	Seat-back pockets	●	●	●
	Ventilation function	–	–	●
Rear seats with:	40/20/40 split-fold backrest	●	●	●
	Adjustable head restraints	●	●	●
	Centre fold-down armrest with USB and storage	–	●	●
	Heating function (outer)	–	–	●
	Reclining function	●	●	●
Seat trim:	Black cloth	●	–	–
	Black deluxe leatherette/suede	–	●	–
	Black leather [#]	–	–	●
	Pure White leather [#]	–	–	○
	Aged Merlot Nappa leather [#]	–	–	●

Safety & Security	GLX	GSX	Limited	Takami
360° View Monitor	–	–	–	●
Active Driving Display (windscreen-projected)	–	●	●	●
Adaptive LED Headlamps (ALH)	–	–	●	●
High Beam Control (HBC)	●	●	–	–
Adjustable Speed Limiter (ASL)	●	●	●	●
Airbags SRS:	Front (driver and passenger)	●	●	●
	Side (front)	●	●	●
	Curtain (front and rear)	●	●	●
Anti-lock Braking System (ABS)	●	●	●	●
Auto Door Lock (ADL)	●	●	●	●
Blind Spot Monitoring (BSM)	●	●	●	●
Brake Override System (BOS)	●	●	●	●
Childproof rear door locks	●	●	●	●
Driver Attention Alert (DAA)	–	●	●	●
Dynamic Stability Control (DSC)	●	●	●	●
Electronic Brake-force Distribution (EBD)	●	●	●	●
Emergency Brake Assist (EBA)	●	●	●	●
Emergency Stop Signal (ESS)	●	●	●	●
Engine immobiliser	●	●	●	●
Forward Obstruction Warning (FOW)	●	●	●	●
High-mount stop lamp	●	●	●	●
Hill Launch Assist (HLA)	●	●	●	●
Intrusion-minimising brake pedal	●	●	●	●
ISOFIX child restraint anchor points and top tethers	●	●	●	●
Keyless entry	●	–	–	–
Keyless entry (advanced proximity)	–	●	●	●
Keyless push-button engine start	●	●	●	●
Lane Departure Warning (LDW)	●	●	●	●
Lane-keep Assist System (LAS)	●	●	●	●
Left-hand-side convex (wide-angle) exterior mirror	●	●	●	●
Parking sensors (front and rear)	–	●	●	●
Rear Cross Traffic Alert (RCTA)	●	●	●	●
Remote central locking (2 transmitters)	●	●	●	●
Reversing camera	●	●	●	●
Seat-belt warning (front and rear)	●	●	●	●
Seat belts with 3-point lap-sash (all seats)	●	●	●	●
Seat belts (front) with pretensioners, load-limiters and height-adjustable shoulder anchorages	●	●	●	●
Side-impact door beams	●	●	●	●
Smart Brake Support (SBS)	●	●	●	●
Advanced Smart City Brake Support - Forward (ASCBS-F)	●	●	●	●
Smart City Brake Support - Reverse (SCBS-R)	–	●	●	●
Traction Control System (TCS)	●	●	●	●
Traffic Sign Recognition (TSR)	–	●	●	●
‘Triple H’ safety construction with front and rear crumple zones	●	●	●	●
Whiplash-minimising front seats	●	●	●	●

● = Standard, – = Not available.



⁶ Please check the compatibility of your Bluetooth® device (particularly your mobile phone) with the specific Mazda vehicle you intend to purchase, as not all devices operate correctly. Visit mazdahandsfree.co.nz or consult your Mazda Dealer for further information.

[#] Leather interior includes Maztex deluxe leatherette on selected high impact surfaces.

ENJOY MAZDA CX-5 WITH CONFIDENCE

mazdacare[™] is a comprehensive programme designed to make owning your new Mazda passenger vehicle as worry-free as possible. You will appreciate the back-up and motoring support offered through Mazda On Call. We know you will enjoy the advantage and ease of the mazdacare Genuine Scheduled Service Programme that comes standard with your new Mazda passenger vehicle, and you will be impressed with our 5 year/unlimited km Warranty.

3 year/100,000km Service at no additional cost*

We know you will enjoy the advantage and ease of the mazdacare Genuine Scheduled Service Programme that comes standard with your new Mazda passenger vehicle. Regular servicing is beneficial, keeping your Mazda in great shape for longer, saving you money in fuel, parts and keeping your vehicle safer on the road. That's why we offer 3 years or 100,000km (whichever occurs first) of mazdacare Genuine Mazda Scheduled Servicing at no extra cost. Each service is carried out by Mazda factory trained Service Specialists using the latest in vehicle diagnostic equipment, in order to keep every Mazda operating at optimum driving performance and help protect your investment in a car that enjoys excellent resale value.

5 year/unlimited km Roadside Assistance

You will appreciate the back-up and motoring support offered through Mazda On Call. If something goes wrong when you're travelling then we're here to help. Mazda On Call is a Roadside Assistance programme available to Mazda owners 24-hours a day, 365 days a year - included as part of your mazdacare cover. So, if you run out of fuel, lock your keys in the car, all you need to do is call 0800 800 626. Our support centres are ready to help out with any mechanical, medical and even legal advice you might need.

5 year/unlimited km New Passenger Vehicle Warranty[™]

You'll be grateful for the peace of mind that comes with the 5 year, unlimited km manufacturer's warranty.

- 5 year/unlimited km New Vehicle Warranty.
- 5 year/unlimited km corrosion and anti-perforation warranty.



For more information on mazdacare, go to mazda.co.nz/mazdacare



Driving enjoyment has an exciting future

We're working hard to make driving a Mazda even more rewarding. With cars that use less fuel, but produce more power. That are lighter, but contain more innovation. We call this breakthrough SKYACTIV TECHNOLOGY. It will let every Mazda deliver more driving pleasure while being kinder to the planet. Find out more at mazdaskyactiv.co.nz.

Soul shines through.

A paint finish created for KODO

'KODO - Soul of Motion' is the dynamic design vision shaping the Mazda range. To bring these striking shapes to life we developed a special paint technology, TAKUMINURI. Both Soul Red Crystal Metallic and Machine Grey Metallic finishes combine an enhanced reflective treatment with high-chroma pigment to achieve stunningly vivid depth and contrast.

Accessories add enjoyment

Mazda CX-5 gives you dynamic performance and impressive features. And with Genuine Accessories by Mazda, Mazda CX-5 ownership is even more enjoyable. They allow you to personalise your car, and protect your investment. What's more, they deliver superb design, quality and safety, all backed by a Genuine Mazda Warranty. Genuine Accessories by Mazda give you even more Zoom-Zoom. Visit mazda.co.nz to see the accessories available.

[™] Your mazdacare support programme is effective from the first day of vehicle registration.

* Mazda New Zealand covers all routine service maintenance costs including Parts, Lubricants and Labour for the duration of the programme when service is performed by an authorised Mazda Dealer.


[™] The 5 Year New Passenger Warranty programme comprises a 3 year/unlimited km bumper-to-bumper factory warranty and a comprehensive Major Component and Safety System warranty for an additional 2 years/unlimited km. Therefore the total new vehicle warranty period is 5 years/unlimited km. Visit mazda.co.nz/passenger-vehicle-warranty to see full disclosure of items covered by the 5 year/unlimited km New Passenger Vehicle Warranty.

MAZDA CX-5 COLOUR, TRIM & WHEELS


BODY COLOURS




Snowflake White Pearl Mica




Sonic Silver Metallic




Eternal Blue Mica



Soul Red Crystal Metallic[^]



Machine Grey Metallic[^]



Titanium Flash Mica



Deep Crystal Blue Mica



Jet Black Mica

INTERIOR TRIMS



Black Cloth (GLX)



Black Deluxe Leatherette / Suede (GSX)



Black Leather[#] (Limited)



Pure White Leather[#] (Limited)



Aged Merlot Nappa Leather[#] (Takami)

WHEELS



17-inch Alloy Wheel (GLX, GSX)



19-inch Alloy Wheel (Limited)



19-inch Alloy Wheel (Takami)

[^] Surcharge applies.

[#] Leather interior includes Maztex deluxe leatherette on selected high impact surfaces.

All care is taken to ensure the accuracy of this brochure at the time of publication. Specifications, features and model availability may vary from Dealer to Dealer and may change without notice. Please refer to mazda.co.nz or consult your Mazda Dealer prior to placing an order to ascertain current information on model availability, specifications, options, features and prices. Mazda Motors of New Zealand Limited will not be liable for any loss arising from the information in this brochure, whether in negligence or otherwise. Mazda Motors of New Zealand Limited, PO Box 132057, Sylvia Park, Auckland 1644. Due to the nature of the printing process, colours may vary from those shown in this brochure. Ask your Dealer to show you a product sample. Published December 2018. MZ4900608.

IMAGINATION DRIVES US



Mazda NZ

Like us on the official Mazda New Zealand fan page for the latest pictures, videos, events, news and competitions. Ask questions, give feedback or upload your own photos. Find us by searching "Mazda NZ" on Facebook now.



Mazda NZ

Visit Mazda New Zealand's YouTube channel. You'll find video content with exclusive behind-the-scenes footage. Find us by searching "Mazda NZ" on YouTube now.



**Instagram.com/
Mazda_nz**

Find us by searching "Mazda_nz" on Instagram now.

Published December 2018. MZ4900608

For further information visit mazda.co.nz