


*Mazda2*



*zoom-zoom*

IMAGINATION DRIVES US



CONTENTS

04	EXTERIOR
06	INTERIOR
08	PERFORMANCE & SKYACTIV
10	CONNECTIVITY
12	FEATURED INNOVATION
14	SAFETY
16	MODELS
22	SPECIFICATIONS
26	CONFIDENCE
27	COLOUR & TRIM



Imagination is the world's most valuable resource. It's our window to the future, because if we can imagine it, we can create it. Mazda is built on a foundation of imagination and ingenuity. It's the fuel behind all we create and achieve. It has given us breakthrough SKYACTIV TECHNOLOGY, 'KODO – Soul of Motion' design and countless successes that once existed only in someone's imagination. These pages show how imagination is an integral part of our innovative cars.






Mazda2 Limited in Soul Red Crystal Metallic.

## JOIN THE 2TRIBE

Smart and stylish, Mazda2 is the small car taming the big city. Sophisticated design sets you apart from the pack, while SKYACTIV TECHNOLOGY unlocks agility and impressive fuel economy. Online connectivity is a seamless part of the action and smart safety features give you added confidence on every drive. Forward-thinking performance is delivered with eye-catching style. The dynamic 'KODO - Soul of Motion' design reflects the fierce beauty of an animal leaping into action. Mazda2 captures the imagination in every way possible.



魂動

KODO : SOUL of MOTION





Mazda2 Limited with black leather/suede trim.<sup>#</sup>



## STYLED TO IMPRESS

Mazda2's thoughtfully designed cabin puts you right in the centre of the action. High-quality craftsmanship surrounds you with sophisticated comfort. Dash information and controls are designed to keep your attention on driving. The interior is modern and uncluttered, with trims finished in refined textures, colours and patterns. All the storage you could want is cleverly built in, and smart tech means you're always in touch. In GSX models and above, a large central screen allows you to safely access your compatible smartphone's contacts, social media and music via MZD Connect.<sup>§</sup>

<sup>#</sup> Leather interior includes Maztex deluxe leatherette on selected high impact surfaces.

<sup>§</sup> Please check the compatibility of your Bluetooth® device (particularly your mobile phone) with the specific Mazda vehicle you intend to purchase, as not all devices operate correctly. Visit [mazdahandsfree.co.nz](http://mazdahandsfree.co.nz) or consult your Mazda Dealer for further information.



## PERFORMANCE & EFFICIENCY COME TOGETHER

Mazda2 brings sporty fun everywhere you go. Breakthrough SKYACTIV TECHNOLOGY reduces weight and ramps up efficiency at every opportunity. A 1.5 litre petrol engine gives you lots of go, yet uses very little fuel. Choose from automatic or manual transmissions – both are responsive and refined. G-Vectoring Control, the first innovation from the SKYACTIV-VEHICLE DYNAMICS series of technologies, delivers smooth handling and a more comfortable ride, especially when cornering.

\* Fuel consumption figures are based on ADR 81/02 test results. They are useful in comparing the fuel consumption of different vehicles. They may not be the fuel consumption achieved in practice. This will depend on traffic and road conditions and how the vehicle is driven.



### SKYACTIV-G 1.5L PETROL ENGINE

The low-weight, low-friction and high-efficiency fundamentals of the SKYACTIV-G petrol engine design results in sporty performance while minimising fuel use. The engine uses i-stop to save extra fuel by switching the engine off when you come to a standstill, restarting instantly as required. Its 4-2-1 exhaust layout helps produce 81kW of power and 141Nm of torque. Just 4.9 litres of fuel is used every 100km\* when matched to the 6-speed SKYACTIV-Drive automatic transmission.



### SKYACTIV-MT MANUAL TRANSMISSION

The 6-speed SKYACTIV-MT manual transmission delivers precise, sports car-style shifting through simplified design and a finely-honed mechanism. More compact and also much lighter than comparable transmissions, it significantly cuts internal friction to improve fuel economy.



### SKYACTIV-DRIVE AUTOMATIC TRANSMISSION

Combines the best aspects of conventional automatic, continuously variable and dual clutch transmissions. The 6-speed SKYACTIV-Drive automatic transmission couples directly with the engine over a far wider range than other automatics for increased fuel economy and more direct power delivery. Shifts are quick and smooth.



### SKYACTIV-BODY

New-generation design and materials maximise lightness and rigidity. Key joints are strengthened by advanced techniques requiring no heavy reinforcement. High and ultra-high tensile steel cuts weight and boosts strength. Despite being light, Mazda2 achieves outstanding collision performance.



### SKYACTIV-CHASSIS

Every component has been optimised to build the sense of 'oneness' between car and driver. The lightweight front strut and rear torsion beam suspension uses firmer bushings and revised geometry for sporty agility with high levels of refinement. Electric power-assisted steering saves fuel, and also delivers quick handling underpinned by reassuring stability.

## WELL CONNECTED

Wherever you take Mazda2, you're always in touch. MZD Connect gives you access to online content including social media feeds, internet radio and podcasts, simply by hooking up your compatible<sup>§</sup> smartphone (in GSX models and above). It all comes together on a central touch screen positioned to maintain focus on the road. Control everything from a central dial you don't even have to look at. For hands-free control, voice command makes it even easier to switch between audio and navigation modes.



### MAPPED OUT

The 7-inch colour touch screen clearly displays satellite navigation. Be directed by spoken street names and advanced lane guidance. GSX models and above.



### DIAL IT UP

Dial through menus and functions with the rotary commander, designed for minimum distraction.<sup>†</sup> GSX models and above.



<sup>§</sup> Please check the compatibility of your Bluetooth<sup>®</sup> device (particularly your mobile phone) with the specific Mazda vehicle you intend to purchase, as not all devices operate correctly. Visit [mazdahandsfree.co.nz](http://mazdahandsfree.co.nz) or consult your Mazda Dealer for further information.

<sup>†</sup> Driver-assistance features do not replace the driver's judgement and are not to be used in place of skilled and safe driving practices. It is the driver's sole responsibility to monitor vehicle surroundings and conditions and to comply with all applicable laws at all times.







# MORE THAN JUST GOOD LOOKS

Mazda2 is as switched on as it is stylish. The full-colour Active Driving Display (Limited model only) projects important driving information like current speed and navigation prompts into your line of sight for less-distracted driving†. Thoughtfully designed instruments keep you updated in real time with clear, centrally-located dials.

All models feature Bluetooth® for hands-free phone§ communication and music streaming, along with an integrated USB port. Mazda2 is packed with clever thinking so you get more out of every drive.



## GOOD CALL

Standard on all models, Bluetooth® allows you to make hands-free§ calls easily and safely. Audio controls are conveniently located on the steering wheel.

## PLUG & PLAY

The built-in USB port allows audio playback from portable players or storage devices. Compatible devices will also charge while connected. GSX models and above come with twin USB ports.

† Driver-assistance features do not replace the driver's judgement and are not to be used in place of skilled and safe driving practices. It is the driver's sole responsibility to monitor vehicle surroundings and conditions and to comply with all applicable laws at all times.

§ Please check the compatibility of your Bluetooth® device (particularly your mobile phone) with the specific Mazda vehicle you intend to purchase, as not all devices operate correctly. Visit [mazdahandsfree.co.nz](http://mazdahandsfree.co.nz) or consult your Mazda Dealer for further information.

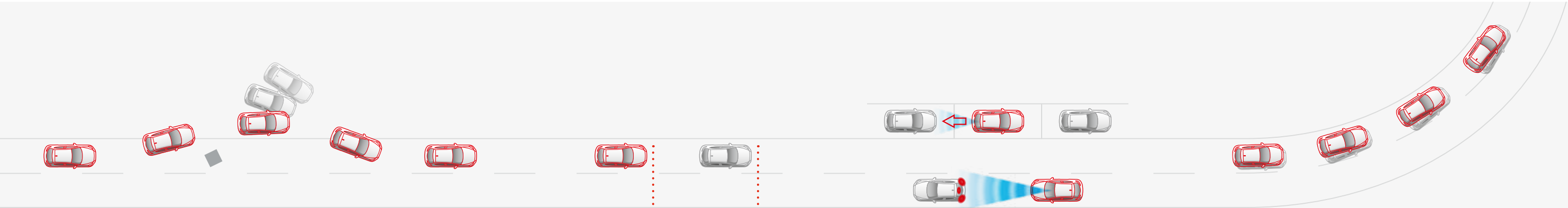


Mazda2 Limited in Soul Red Crystal Metallic.

# SWITCHED-ON SAFETY

When it comes to unexpected hazards, Mazda2 is ready to react. Powerful ABS brakes, SRS airbags and Dynamic Stability Control (DSC) are standard. DSC automatically maintains the vehicle's traction, braking the inner rear wheel to offset understeer (or the outer front wheel to combat oversteer). Traction Control System (TCS) also reduces torque to the driven wheels to minimise skidding. With control maintained, hazards can be steered around safely. Advanced Smart City Brake Support - Forward (ASCBS-F)<sup>†</sup> is now standard across the range. When starting on an incline, Hill Launch Assist (HLA) ensures you get a smooth uphill take-off.

<sup>†</sup> ASCBS-F is a driver-assist technology and should not be used in place of skilled and safe driving practices. It is the driver's sole responsibility to monitor vehicle surroundings and conditions and to comply with all applicable laws at all times.



## HELP RIGHT WHEN YOU NEED IT

In case of an unexpected hazard, Mazda2 is prepared. DSC acts instantly, braking the inner rear wheel to offset understeer (or outer front wheel to combat oversteer). The Traction Control System (TCS) also reduces torque to the driven wheels to minimise skidding. With control maintained, the hazard can be steered around.

## STOPPING POWER

Stopping distance with EBA, ABS and EBD. Stopping distance with no assistance.

## ADVANCED SMART CITY BRAKE SUPPORT - FORWARD (ASCBS-F)<sup>†</sup>

At forward speeds of 4-80km/h, ASCBS-F<sup>†</sup> monitors the vehicle or pedestrian in front to assess the likelihood of a collision. If a high risk is detected it issues visible and audio warnings and primes the brakes for a faster response. If the driver doesn't brake, ASCBS-F<sup>†</sup> brakes automatically.

## G-VECTURING CONTROL (GVC)

By finely controlling engine torque based on the steering and accelerator inputs of the driver, G-Vectoring Control improves both handling for the driver and ride quality for the passengers through corners.





Mazda2 GLX in Aluminium Metallic.

GLX FEATURES

- » 15-inch Alloy Wheels (185/65 Tyres)
- » Headlamps (Halogen)
- » Power Exterior Mirrors with Side Turn Lamps
- » Powerfold Exterior Mirrors (Manual)
- » Power Windows
- » Air Conditioning
- » Cruise Control
- » Seat Trim: Black Cloth
- » Front Passenger Seat Height Adjustment
- » 60/40 Rear Seat Fold
- » Bluetooth® Phone Connectivity<sup>§</sup>
- » Analogue Speedometer with Digital Tachometer
- » 4-Speaker Audio System (CD, MP3, USB, Bluetooth®, AUX)<sup>§</sup>
- » LCD Segment Audio Display
- » Steering Wheel Controls (Phone, Audio, Cruise Control)
- » Keyless Entry and Ignition
- » Tilt/Telescopic Steering Wheel Adjustment
- » i-ACTIVSENSE Safety<sup>†</sup>: Advanced Smart City Brake Support - Forward (ASCBS-F)
- » Engine Immobiliser
- » Hill Launch Assist (HLA)
- » Emergency Stop Signal (ESS)
- » mazdacare (3 Years' Scheduled Servicing / 5 Year Warranty / 5 Year Roadside Assistance)

POWERTRAIN

- » SKYACTIV-G 1.5 Litre Petrol In-Line 4 Cylinder 16 Valve DOHC S-VT Engine with i-stop
- » 4-2-1 Exhaust System
- » SKYACTIV-DRIVE 6-Speed Automatic or SKYACTIV-MT 6-Speed Manual Transmission
- » 'Sport' Mode Drive Selection (SKYACTIV-DRIVE Models)
- » Maximum Power: 81 kW @ 6,000rpm
- » Maximum Torque: 141 Nm @ 4,000rpm
- » Fuel Consumption (Combined)\*: 4.9L/100km (Auto) or 5.2L/100km (Man)
- » G-Vectoring Control (GVC)

<sup>§</sup> Please check the compatibility of your Bluetooth® device (particularly your mobile phone) with the specific Mazda vehicle you intend to purchase, as not all devices operate correctly. Visit [mazdahandsfree.co.nz](http://mazdahandsfree.co.nz) or consult your Mazda Dealer for further information.

<sup>†</sup> i-ACTIVSENSE, other safety technologies and driver-assistance features do not replace the driver's judgement, and should not be used in place of skilled and safe driving practices. It is the driver's sole responsibility to monitor vehicle surroundings and conditions and comply with all applicable laws at all times.

\* Combined fuel consumption figures are based on ADR 81/02 test results. They are useful in comparing the fuel consumption of different vehicles. They may not be the fuel consumption achieved in practice. This will depend on traffic, road conditions and how the vehicle is driven.



SPORTING ALLURE

15-inch alloy wheels add striking street presence while enhancing the superb handling of Mazda2.



ALWAYS IN CONTROL

Advanced Smart City Brake Support - Forward (ASCBS-F)<sup>†</sup> helps prevent or lessen low-speed collisions by applying the brakes if you don't.



ON SONG

The 4-speaker audio system features a stylish compact display and USB playback along with Bluetooth® capability<sup>§</sup>. The steering wheel puts audio controls right to hand.



PRESS FOR POWER

Start the fun instantly with push-button engine ignition.



Mazda2  
GSX



Mazda2 GSX in Dynamic Blue Mica.

GSX FEATURES

ADDITIONAL TO GLX

- » 16-inch Gunmetal Machined Alloy Wheels (185/60 Tyres)
- » Chrome Tailpipe Extension
- » Shark Fin Antenna
- » Automatic Headlamps
- » LED Fog Lamps (Front)
- » Rain-Sensing Wipers
- » Powerfold Exterior Mirrors (Automatic)
- » Automatic Climate Air Conditioning
- » Seat Trim: Black Sports Cloth
- » Leather-Wrapped Steering Wheel & Shift Knob
- » 6-Speaker Audio System (CD, MP3, USB x 2, Bluetooth®, AUX)
- » 7-inch Touchscreen Display (MZD Connect)
- » Multi-Function Commander Control
- » Voice Activation and Control
- » Satellite Navigation (3 Years\* Free Map Updates)
- » Advanced (Proximity) Keyless Entry and Ignition
- » Parking Sensors (Rear)
- » Reversing Camera
- » i-ACTIVSENSE Safety:†
  - Blind Spot Monitoring (BSM)
  - Rear Cross Traffic Alert (RCTA)

GSX LEATHER FEATURES

ADDITIONAL TO GSX

- » Privacy Glass
- » Seat Trim: Black Leather/ Suede#

POWERTRAIN

- » SKYACTIV-G 1.5 Litre Petrol In-Line 4 Cylinder 16 Valve DOHC S-VT Engine with i-stop
- » 4-2-1 Exhaust System
- » SKYACTIV-DRIVE 6-Speed Automatic (GSX, GSX Leather) or SKYACTIV-MT 6-Speed Manual Transmission (GSX only)
- » 'Sport' Mode Drive Selection (SKYACTIV-DRIVE Models)
- » Maximum Power: 81 kW @ 6,000rpm
- » Maximum Torque: 141 Nm @ 4,000rpm
- » Fuel Consumption (Combined)\*: 4.9L/100km (Auto) or 5.2L/100km (Man)
- » G-Vectoring Control (GVC)

† i-ACTIVSENSE, other safety technologies and driver-assistance features do not replace the driver's judgement, and should not be used in place of skilled and safe driving practices. It is the driver's sole responsibility to monitor vehicle surroundings and conditions and comply with all applicable laws at all times.

# Leather interior includes Maztex deluxe leatherette on selected high impact surfaces.

\* Combined fuel consumption figures are based on ADR 81/02 test results. They are useful in comparing the fuel consumption of different vehicles. They may not be the fuel consumption achieved in practice. This will depend on traffic, road conditions and how the vehicle is driven.



ALLOY ATTRACTION

Enhance street presence with 16-inch gunmetal alloys featuring a machined face.



REAR VISION

Reverse park your Mazda2 with confidence thanks to rear parking sensors and camera vision providing audio and visual guidance.†



EXTRA SENSES

Blind Spot Monitoring scans the vehicle's blind spots for vehicles approaching from the rear, warning against hazardous lane changes with an LED icon and beeping alerts.†



KEY FEATURE

With advanced (proximity) keyless entry, the key can stay in your pocket. Just simply press the button on either front door to enter. Too easy!



Mazda2  
LIMITED



Mazda2 Limited in Soul Red Crystal Metallic.

LIMITED FEATURES

ADDITIONAL TO GSX

- » 16-inch Bright Silver Machined Alloy Wheels (185/60 Tyres)
- » Headlamps (LED)
- » Daytime Running Lights (LED)
- » Privacy Glass
- » Active Driving Display (Full Colour)
- » Digital Speedometer with Analogue Tachometer
- » Seat Trim: Black Leather/Suede#
- » i-ACTIVSENSE Safety:†
  - Adaptive LED Headlamps (ALH)
  - Lane Departure Warning (LDW)
  - Smart City Brake Support - Reverse (SCBS-R)
  - Driver Attention Alert (DAA)
- » Secondary Collision Reduction (SCR)

POWERTRAIN

- » SKYACTIV-G 1.5 Litre Petrol In-Line 4 Cylinder 16 Valve DOHC S-VT Engine with i-stop
- » 4-2-1 Exhaust System
- » SKYACTIV-DRIVE 6-Speed Automatic Transmission
- » ‘Sport’ Mode Drive Selection
- » Maximum Power: 81 kW @ 6,000rpm
- » Maximum Torque: 141 Nm @ 4,000rpm
- » Fuel Consumption (Combined)\*: 4.9L/100km
- » G-Vectoring Control (GVC)

† i-ACTIVSENSE, other safety technologies and driver-assistance features do not replace the driver’s judgement, and should not be used in place of skilled and safe driving practices. It is the driver’s sole responsibility to monitor vehicle surroundings and conditions and comply with all applicable laws at all times.

# Leather interior includes Maztex deluxe leatherette on selected high impact surfaces.

\* Combined fuel consumption figures are based on ADR 81/02 test results. They are useful in comparing the fuel consumption of different vehicles. They may not be the fuel consumption achieved in practice. This will depend on traffic, road conditions and how the vehicle is driven.



INFORMED DRIVING

Active Driving Display† projects important driving info into your line of sight. Current speed, navigation prompts and safety warnings appear on-screen in full colour.



THAT’S BRILLIANT

Powerful automatic LED headlamps assess ambient light and switch on/off accordingly.



A CUT ABOVE

Luxurious leather/suede# seats in sleek black are timelessly elegant.



i-ACTIVSENSE SAFETY

Clever i-ACTIVSENSE technology can assist you in recognising potential hazards, avoiding collisions and reducing the severity of accidents†



SPECIFICATIONS

Powertrain		1.5L I4 Petrol
Bore and stroke (mm)		74.5 x 85.8
Compression ratio		13.0 : 1
Drivetrain		FWD
Emissions standard		Euro stage V
Engine capacity (cc)		1,496
Engine type		1.5 litre in-line 4 cylinder 16 valve DOHC S-VT petrol (SKYACTIV-G) with i-stop
Fuel consumption (l/100km)*:	Combined (manual / auto)	5.2 / 4.9
	Extra urban (manual / auto)	4.4 / 4.2
	Urban (manual / auto)	6.6 / 6.1
Fuel system		Electronic direct injection
Fuel tank capacity (litres)		44
Gear ratio - Manual / Auto:	1st	3.583 / 3.529
	2nd	1.904 / 2.025
	3rd	1.290 / 1.348
	4th	0.972 / 1.000
	5th	0.795 / 0.742
	6th	0.645 / 0.594
	Reverse	3.454 / 2.994
	Final drive	4.388 / 4.319
Maximum power (kW @ rpm)		81 @ 6,000
Maximum torque (Nm @ rpm)		141 @ 4,000
Recommended fuel		Unleaded (91RON or higher) or E10
Throttle control		Electronic (drive-by-wire)
Transmission:	Manual	6-speed SKYACTIV-MT
	Auto	6-speed SKYACTIV-Drive

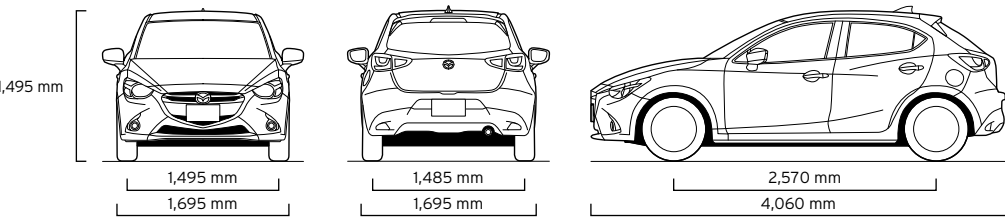
Model Availability		GLX	GSX	GSX Leather	Limited
Hatch:	1.5L I4 Petrol / 6-speed Manual	●	●	–	–
	1.5L I4 Petrol / 6-speed Auto	●	●	●	●

Chassis		GLX	GSX	GSX Leather	Limited
Brake diameter (mm):	Front	258	258	258	258
	Rear	200	200	200	200
Brake type:	Front	----- Ventilated disc -----			
	Rear	----- Drum -----			
Steering type		----- Electric power assist steering -----			
Suspension:	Front	----- MacPherson strut -----			
	Rear	----- Torsion beam -----			
Turning circle kerb to kerb (m)		9.4	9.8	9.8	9.8
Tyre size		185/65 R15	185/60 R16	185/60 R16	185/60 R16
Tyre index		88T	86H	86H	86H
Wheel size		15 x 5.5 J	16 x 5.5 J	16 x 5.5 J	16 x 5.5 J
Wheel type		Alloy	Alloy	Alloy	Alloy
Tyre size (spare)		----- T125/70 D15 -----			
Wheel size (spare)		----- 15 x 4.0T -----			
Wheel type (spare)		----- Temporary (Steel) -----			

Chassis and Powertrain Technologies	GLX	GSX	GSX Leather	Limited
Automatic transmission drive selection	●	●	●	●
Automatic transmission kickdown switch	●	●	●	●
Electric power assist steering	●	●	●	●
Hill Launch Assist (HLA)	●	●	●	●
i-stop	●	●	●	●
SKYACTIV-BODY	●	●	●	●
SKYACTIV-CHASSIS	●	●	●	●
SKYACTIV-VEHICLE DYNAMICS G-Vectoring Control (GVC)	●	●	●	●

Weights and Capacities		GLX	GSX	GSX Leather	Limited
Cargo room volume VDA (litres)		250	250	250	250
Kerb weight <sup>⌈</sup> (kg):	Manual	1,035	1,035	–	–
	Auto	1,050	1,050	1,050	1,050
Towing capacity <sup>⌘</sup> (kg):	Braked	900	900	900	900
	Unbraked	500	500	500	500
Tow ball download maximum (kg)		50	50	50	50

Dimensions	GLX	GSX	GSX Leather	Limited
Ground clearance laden (mm)	143	143	143	143
Ground clearance unladen (mm)	152	152	152	152
Overall length (mm)	4,060	4,060	4,060	4,060
Overall width (mm)	1,695	1,695	1,695	1,695
Overall height (excluding antenna) (mm)	1,495	1,495	1,495	1,495
Track (mm):	Front	1,495	1,495	1,495
	Rear	1,485	1,485	1,485
Wheelbase (mm)	2,570	2,570	2,570	2,570



● = Standard, – = Not available

\* Fuel consumption figures are based on ADR 81/02 test results. They are useful in comparing the fuel consumption of different vehicles. They may not be the fuel consumption achieved in practice. This will depend on traffic and road conditions and how the vehicle is driven.

⌘ When fitted with a Mazda Genuine Towing Kit.

⌈ Kerb weight is the unladen weight of the vehicle, including all fluids and a full tank of fuel. Based on core powertrain/drivetrain combination.



SPECIFICATIONS

Exterior		GLX	GSX	GSX Leather	Limited
Daytime running lights (LED)		–	–	–	●
Door handles (body coloured)		●	●	●	●
Exhaust extension (chrome)		–	●	●	●
Front and rear bumpers (body coloured)		●	●	●	●
Front fog-lamps (LED)		–	●	●	●
Front upper grille decoration (gunmetal)		–	●	●	●
Glass: Green-tinted (all windows)		●	●	–	–
Glass: Privacy-tinted (rear side and back windows)		–	–	●	●
Headlamps (Halogen)		●	●	●	–
Headlamps (LED)		–	–	–	●
Headlamps auto on/off function		–	●	●	●
Power mirrors (body coloured)		●	●	●	●
Power mirrors (electric folding)		●	–	–	–
Power mirrors (auto-folding)		–	●	●	●
Power windows		●	●	●	●
Shark fin antenna		–	●	●	●
Window demister (rear)		●	●	●	●
Wipers (front) 2-speed with rain-sensing function		–	●	●	●
Wipers (front) 2-speed with variable intermittent function		●	–	–	–
Wiper (rear) with intermittent function		●	●	●	●

Seats		GLX	GSX	GSX Leather	Limited
Seat trim:	Black cloth	●	–	–	–
	Black sports cloth	–	●	–	–
	Black leather/suede <sup>#</sup>	–	–	●	●
Front seats with:	Adjustable head restraints	●	●	●	●
	Height adjustment (driver)	●	●	●	●
	Rake and slide adjustment	●	●	●	●
	Seat back pocket (passenger)	●	●	●	●
Rear seats with:	60/40 split-fold backrest	●	●	●	●
	Adjustable head restraints	●	●	●	●

Infotainment		GLX	GSX	GSX Leather	Limited
7-inch full-colour touch screen display (MZD Connect)		–	●	●	●
AM/FM tuner		●	●	●	●
Auxiliary-audio input jack (3.5mm mini-stereo)		●	●	●	●
Bluetooth® hands-free phone and audio capability <sup>§</sup>		●	●	●	●
CD player, single disc (MP3 compatible)		●	●	●	●
Internet radio integration (Stitcher™ and Aha™)		–	●	●	●
Multifunction commander control		–	●	●	●
Radio Data System (RDS) program information		–	●	●	●
Satellite navigation		–	●	●	●
Speakers (4)		●	–	–	–
Speakers (6)		–	●	●	●
Steering wheel-mounted audio controls		●	●	●	●
USB-audio input port (iPod compatible)		●	●	●	●
Voice activation and control		–	●	●	●

Interior		GLX	GSX	GSX Leather	Limited
Air-conditioning		●	–	–	–
Air-conditioning (climate control)		–	●	●	●
Ambient temperature display		●	●	●	●
Critical function warning lights/chimes		●	●	●	●
Cruise control		●	●	●	●
Cupholders		●	●	●	●
Door bottle holders (front)		●	●	●	●
'Sport' Mode Drive Selection (SKYACTIV-DRIVE models)		●	●	●	●
Glove box		●	●	●	●
Instrument panel light dimmer		●	●	●	●
Interior illumination:	Cargo room lamp	●	●	●	●
	Entry system with delayed fade	●	●	●	●
	Map reading spot lamps	●	●	●	●
Interior release for fuel filler door		●	●	●	●
Leather-wrapped:	Gear shift knob	–	●	●	●
	Handbrake handle	–	●	●	●
	Steering wheel	–	●	●	●
One touch (up and down) power window (driver)		●	●	●	●
Tachometer and electronic odometer / tripmeter		●	●	●	●
Tilt and telescopic adjustable steering wheel		●	●	●	●
Trip computer		●	●	●	●
Vanity mirrors (front)		●	●	●	●

Safety and Security		GLX	GSX	GSX Leather	Limited
Active Driving Display		–	–	–	●
Adaptive LED Headlamps (ALH)		–	–	–	●
Airbags SRS:	Front (driver and passenger)	●	●	●	●
	Side (front)	●	●	●	●
	Curtain (front and rear)	●	●	●	●
Anti-lock Braking System (ABS)		●	●	●	●
Blind Spot Monitoring (BSM)		–	●	●	●
Childproof rear door locks		●	●	●	●
Dynamic Stability Control (DSC)		●	●	●	●
Electronic Brake-force Distribution (EBD)		●	●	●	●
Emergency Brake Assist (EBA)		●	●	●	●
Emergency Stop Signal (ESS)		●	●	●	●
Engine immobiliser		●	●	●	●
High mount stop lamp		●	●	●	●
Hill Launch Assist (HLA)		●	●	●	●
ISOFIX child restraint anchor points and top tethers		●	●	●	●
Lane Departure Warning (LDW)		–	–	–	●
Driver Attention Alert (DAA)		–	–	–	●
Secondary Collision Reduction (SCR)		–	–	–	●
Keyless entry		●	–	–	–
Keyless entry (advanced proximity)		–	●	●	●
Keyless push-button engine start		●	●	●	●
Left-hand-side convex (wide angle) exterior mirror		●	●	●	●
Parking sensors (rear)		–	●	●	●
Rear Cross Traffic Alert (RCTA)		–	●	●	●
Remote central locking (2 transmitters)		●	●	●	●
Reversing camera		–	●	●	●
Seat-belt warning (front and rear)		●	●	●	●
Seat-belts 3-point lap-sash (all seats)		●	●	●	●
Seat-belts (front) with pretensioners, load-limiters and height adjustable shoulder anchorages		●	●	●	●
Side impact door beams		●	●	●	●
Advanced Smart City Brake Support - Forward (ASCBS-F)		●	●	●	●
Smart City Brake Support - Reverse (SCBS-R)		–	–	–	●
Traction Control System (TCS)		●	●	●	●
'Triple H' safety construction with front and rear crumple zones		●	●	●	●
Whiplash-minimising front seats		●	●	●	●

● = Standard, – = Not available

<sup>#</sup> Leather interior includes Maztex deluxe leatherette on selected high impact surfaces.

<sup>§</sup> Please check the compatibility of your Bluetooth® device (particularly your mobile phone) with the specific Mazda vehicle you intend to purchase, as not all devices operate correctly. Visit mazdahandsfree.co.nz or consult your Mazda Dealer for further information.



ENJOY MAZDA 2 WITH CONFIDENCE



Mazda2 GSX in Eternal Blue Mica.

mazdacare<sup>∞</sup> is a comprehensive programme designed to make owning your new Mazda passenger vehicle as worry-free as possible. You will appreciate the back-up and motoring support offered through Mazda On Call. We know you will enjoy the advantage and ease of the mazdacare Genuine Scheduled Service Programme that comes standard with your new Mazda passenger vehicle, and you will be impressed with our 5 year/unlimited km Warranty.

3 year/100,000km Service at no additional cost\*

We know you will enjoy the advantage and ease of the mazdacare Genuine Scheduled Service Programme that comes standard with your new Mazda passenger vehicle. Regular servicing is beneficial, keeping your Mazda in great shape for longer, saving you money in fuel, parts and keeping your vehicle safer on the road. That's why we offer 3 years or 100,000km (whichever occurs first) of mazdacare Genuine Mazda Scheduled Servicing at no extra cost. Each service is carried out by Mazda factory trained Service Specialists using the latest in vehicle diagnostic equipment, in order to keep every Mazda operating at optimum driving performance and help protect your investment in a car that enjoys excellent resale value.

5 year/unlimited km Roadside Assistance

You will appreciate the back-up and motoring support offered through Mazda On Call. If something goes wrong when you're travelling then we're here to help. Mazda On Call is a Roadside Assistance programme available to Mazda owners 24-hours a day, 365 days a year - included as part of your mazdacare cover. So, if you run out of fuel or lock your keys in the car, all you need to do is call 0800 800 626. Our support centres are ready to help out with any mechanical, medical and even legal advice you might need.

5 year/unlimited km New Passenger Vehicle Warranty†

You'll be grateful for the peace of mind that comes with the 5 year, unlimited km manufacturer's warranty.

- 5 year/unlimited km New Vehicle Warranty.
- 5 year/unlimited km corrosion and anti-perforation warranty.



For more information on mazdacare, go to [mazda.co.nz/mazdacare](http://mazda.co.nz/mazdacare).



MAZDA 2 COLOUR AND TRIM

BODY COLOURS



Snowflake White Pearl Mica    Aluminium Metallic    Dynamic Blue Mica    Eternal Blue Mica    Soul Red Crystal Metallic^



Deep Crystal Blue Mica    Machine Grey Metallic^    Jet Black Mica    Titanium Flash Mica

INTERIOR TRIMS



Black Cloth (GLX)    Black Sports Cloth (GSX)    Black Leather/Suede\* (GSX Leather, Limited)

^ Surcharge applies.  
# Leather interior includes some Maztex material on selected high impact surfaces.

All care is taken to ensure the accuracy of this brochure at the time of publication. Specifications, features and model availability may vary from Dealer to Dealer and may change without notice. Please refer to [mazda.co.nz](http://mazda.co.nz) or consult your Mazda Dealer prior to placing an order to ascertain current information on model availability, specifications, options, features and prices. Mazda Motors of New Zealand Limited will not be liable for any loss arising from the information in this brochure, whether in negligence or otherwise. Mazda Motors of New Zealand Limited, PO Box 132057, Sylvia Park, Auckland 1644. Due to the nature of the printing process, colours may vary from those shown in this brochure. Ask your Dealer to show you a product sample. MZ4900598 Published August 2018.



IMAGINATION DRIVES US



Mazda NZ

Like us on the official Mazda New Zealand fan page for the latest pictures, videos, events, news and competitions. Ask questions, give feedback or upload your own photos. Find us by searching "Mazda NZ" on Facebook now.



Mazda NZ

Visit Mazda New Zealand's YouTube channel. You'll find video content with exclusive behind-the-scenes footage. Find us by searching "Mazda NZ" on YouTube now.



Mazda\_nz

Find us by searching "Mazda\_nz" on Instagram now.

MZ4900598 Published August 2018.

For further information visit [mazda.co.nz](http://mazda.co.nz)