

22MY Eclipse Cross Plug-in Hybrid EV



EXCEED model shown (Diamond White)

Mitsubishi Motors Australia is pleased to introduce an all-new Eclipse Cross Plug-in Hybrid EV to the Mitsubishi vehicle line-up. The Eclipse Cross Plug-in Hybrid EV is an addition to the YB series which introduced significant changes to styling and a 140mm increase in vehicle length.

The Eclipse Cross Plug-in Hybrid EV adopts the latest iteration of the Plug-in Hybrid drivetrain previously seen in the Outlander PHEV. Eclipse Cross Plug-in Hybrid EV is equipped with two electric drive motors (Twin Motor) integrated with a 13.8kWh lithium-ion battery pack and 2.4L petrol engine. Mitsubishi's Super All Wheel Control (S-AWC) system optimises the precise traction and chassis control afforded by the Twin Motor drivetrain.

The Eclipse Cross Plug-in Hybrid EV is offered in three different trim lines: ES, ASPIRE and EXCEED.

Model codes are as follows:

Model code	Description
YB9M45	YB Eclipse Cross Plug-in Hybrid EV ES AWD 2.4L PET-HYB SINGLE FIXED
YB9X45	YB Eclipse Cross Plug-in Hybrid EV ASPIRE AWD 2.4L PET-HYB SINGLE FIXED
YB9E45	YB Eclipse Cross Plug-in Hybrid EV EXCEED AWD 2.4L PET-HYB SINGLE FIXED

Confidential. For dealer and internal use only.

Eclipse Cross Plug-in Hybrid EV range

The 22MY YB Eclipse Cross Plug-in Hybrid EV model line-up is shown below:

Exceed
Twin Motor Plug-In Hybrid EV
Single Speed Transaxle
S-AWC
↑
Aspire
Twin Motor Plug-In Hybrid EV
Single Speed Transaxle
S-AWC
↑
ES
Twin Motor Plug-In Hybrid EV
Single Speed Transaxle
S-AWC

Model

ES



ASPIRE




EXCEED



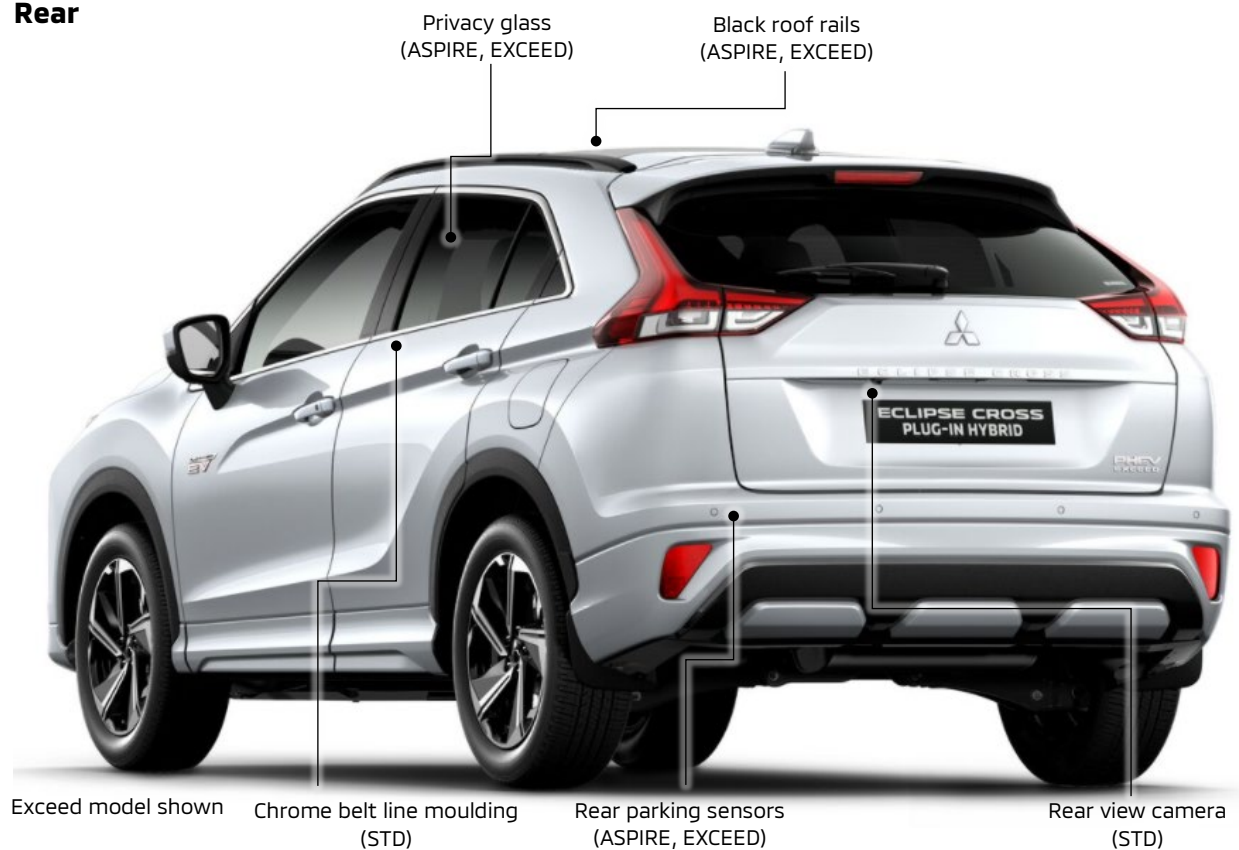
Confidential. For dealer and internal use only.

Exterior

Front



Rear



Confidential. For dealer and internal use only.

Interior

Eclipse Cross Plug-in Hybrid EV features a luxurious interior design, with 8" Smartphone link Display Audio, DAB+ radio, Apple CarPlay, Android Auto and Bluetooth connectivity with voice command and steering wheel controls. Dual zone climate control, leather wrapped steering wheel and high contrast combination meter cluster with colour LCD display are standard features.



Exceed model shown

8" Smartphone link Display Audio
Apple CarPlay / Android Auto
DAB+ radio (STD)

Dual zone climate
control A/C (STD)

Leather/piano black steering
wheel with Bluetooth and
audio controls (STD).



Exceed model shown

Heated
steering wheel
(EXCEED)

Heated front
seats (ASPIRE,
EXCEED)

Power seats
(EXCEED) (ASPIRE
Driver only)

60/40 split
seats (STD)

Heated rear
seats (EXCEED)

Leather seats
(EXCEED)

Powertrain (Performance)

22MY Eclipse Cross Plug-in Hybrid EV system with Twin Motor 4WD consisting of 60kW front and 70kW rear electric motors energised by a 13.8kWh lithium-ion battery which, depending on driving mode, can be coupled in series or parallel with an efficient 2.4L Atkinson cycle MIVEC petrol internal combustion engine (ICE).

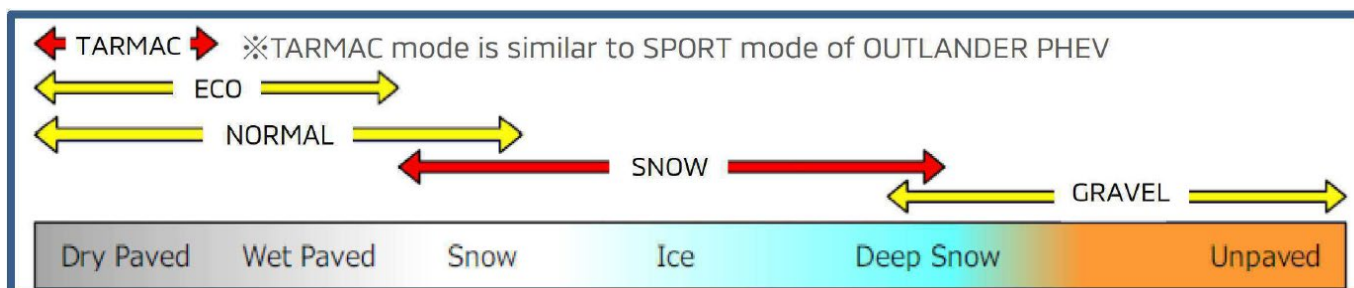
The Eclipse Cross Plug-in Hybrid EV official fuel economy is 1.9L/100km per ADR 81/02 combined cycle. It can deliver useful efficiency gains in all real world driving scenarios.

Super All Wheel Control (S-AWC)

S-AWC is an integrated 4WD and vehicle dynamics control system which seamlessly controls AWD traction control, yaw control and ABS/ASC systems to provide consistent, predictable vehicle behaviour. The twin motor drive system enables the highest level of longitudinal torque distribution control to deliver precise handling and superior stability.

Drive Modes

Eclipse Cross Plug-in Hybrid has a new drive mode – TARMAC. TARMAC mode is optimised for cornering response on dry paved roads.



Technology, comfort & convenience

8" SDA system with DAB, Apple CarPlay & Android Auto compatibility.

The 8" touchscreen Smartphone link Display Audio (SDA) allows you to access your phone's compatible apps and get directions, make calls, send and receive messages and listen to music from any source including DAB+ radio.

Bluetooth® and USB connectivity delivers direct access to your tunes and podcasts from your smartphone or USB stick.



Exceed model shown

In-built navigation

EXCEED models add an integrated Satellite Navigation system.

Eclipse Cross Plug-in Hybrid EV's Satellite Navigation also includes what3words capability. With what3words, drivers can find or share any precise 3m square in the world using just three words.



Exceed model shown

Mitsubishi Premium Sound System (MPSS)

ASPIRE and EXCEED models add Mitsubishi Power Sound System (MPSS) with 8 speakers (4 tweeters).



Exceed model shown

Air conditioning

Dual zone climate control air conditioning is available across the range, with rear heater ducts under the driver's seat providing comfort to back seat passengers.



Exceed model shown

Technology, comfort & convenience

Heated steering wheel

The EXCEED model steering wheel includes a heating function.

The heated, leather appointed steering wheel in EXCEED will keep your hands warm on cold winter mornings or trips to the snow.



Exceed model shown

Heated front seats

Heated front seats are available on both ASPIRE and EXCEED models.

The heated front seats on ASPIRE and EXCEED offer added comfort for the driver and front seat passenger in cold weather.



Exceed model shown

Heated rear seats

EXCEED models gain heated rear seats.


The heated rear seats in EXCEED will also keep your rear seat passengers comfortable.



Exceed model shown

Head-up display

The head-up display in Exceed models conveys vehicle information in full colour above the instrument panel for easy viewing. You can adjust image brightness and display height to suit your preference and time of day. The head-up display can be set to extend or retract when you turn the ignition on or off.



Exceed model shown

Electric park brake (EPB) with Auto Hold

The EPB enables park brake operation via a switch located in the centre console. The system also allows auto release of the park brake when the vehicle transmission moves from P into D or R, with the driver seatbelt on and the accelerator pedal pressed.

Additionally, the EPB offers auto hold function, which when activated applies the park brake whenever the vehicle reaches a standstill, allowing the driver to remove their foot from the brake pedal. The park brake will then auto release whenever the accelerator is pressed to move off.



Remote Control APP

Smartphone APP for Android or Apple allows remote control via a Wi-Fi connected Eclipse Cross Plug-in Hybrid EV. Functions controllable via smart phone include monitoring remaining charge time, control the charging timer settings, monitor and check the alarm, car finder function using the parking lamps or headlamps, and climate control pre-heating and pre-cooling conditioning functions.



MiTEC Safety

Eclipse Cross is packed with MiTEC features.


Forward Collision Mitigation (FCM)

Mitsubishi's Forward Collision Mitigation system detects obstructions ahead and issues a visual and audio alert when there is a danger of collision, automatically applying the brakes to avoid collision or reduce impact. (STD on all models).



Lane Departure Warning (LDW)

Mitsubishi's Lane Departure Warning uses a camera to issue an audible alert and shows a warning on the multi-function display if your vehicle drifts from its lane while the turn signals are not operating. (STD on all models).



Confidential. For dealer and internal use only.

Blind Spot Warning (BSW) and Lane Change Assist (LCA)

Mitsubishi's Blind Spot Warning & Lane Change Assist helps you change lanes with confidence. The Lane Change Assist system sounds an audible alert and displays a blinking warning in the door mirror when the system detects a high collision probability with a vehicle coming from behind moving to the same direction within 3.5m from your vehicle's side or 70m from its rear bumper. (ASPIRE, EXCEED models).



Rear Cross Traffic Alert (RCTA)

Mitsubishi's Rear Cross Traffic Alert system helps detect a moving vehicle when reversing. It alerts you via a buzzer sound, with an indicator light appearing in the combination meter and blinking light in the side door mirror. (ASPIRE, EXCEED models).



Auto High Beam (AHB)

Mitsubishi's Auto High Beam detects both the headlights of oncoming vehicles and the tail lights of vehicles ahead, automatically switching between high and low beams. (ASPIRE, EXCEED models).



Rear View Camera and Parking Sensors

Mitsubishi's Rear View Camera (STD on all models) and Front and Rear Parking Sensors (ASPIRE, EXCEED models) assist when parking in tight spots. Sensors detect and warn you if you're getting too close to objects behind or in front of you when parking.



Auto Dusk Sensing Headlights

Mitsubishi's Dusk Sensing Headlights automatically illuminate in fading light or when travelling through a tunnel, allowing you to keep your hands on the wheel and your focus on the road ahead. (ASPIRE, EXCEED models).



Confidential. For dealer and internal use only.


Auto Rain Sensing Wipers

Mitsubishi's Rain sensing Wipers activate automatically when moisture is detected on the windscreen, allowing you to keep your hands on the wheel and your focus on the road ahead. (ASPIRE, EXCEED models).



Ultrasonic misacceleration Mitigation System (UMS)

Mitsubishi's Ultrasonic misacceleration Mitigation System reduces the chance and severity of hitting obstacles 4m in front or behind when a driver mistakenly presses the accelerator when stationary or at speeds of up to 10km/h. (EXCEED models).



Eclipse Cross Plug-in Hybrid EV exterior colour range



White (S)



White Diamond (X)



Sterling Silver (M)



Titanium (M)



Black (P)



Lightning Blue (P)



Red Diamond (X)

Colour Name	Code (MMC)	Grade
White (S)	W37	All
White Diamond (X)	W85	All
Sterling Silver (M)	U25	All
Titanium (M)	U17	All
Black (P)	X42	All
Lightning Blue (P)	D06	All
Red Diamond (X)	P62	All

Eclipse Cross Plug-in Hybrid EV interior trims


Grade	Trim
ES	Fabric
ASPIRE	Micro-suede/synthetic leather
EXCEED	Leather



Fabric



Micro-suede/synthetic leather



Black leather

Specification Overview

Model line-up

Eclipse Cross Plug-in Hybrid EV ES

2.4L PET / HYB

Key specifications:

Twin Motor PHEV with S-AWC	8" Smartphone touchscreen audio	Forward Collision Mitigation
18" alloy wheels	Apple CarPlay/Android Auto	Lane Departure Warning
Variable mode regenerative braking system	Bluetooth connectivity with audio streaming and voice control	Active Stability Control
EV remote system	DAB+ radio	Active Traction Control
Mode 3 charge cable	4 speakers	Active Yaw Control
Acoustic Vehicle Alert System	USB media control (2x USB input)	Rear view camera
LED Daytime Running Lamps (DRL)	Dual zone air conditioning	Brake auto hold
Rear roof spoiler	Paddle shift	Hill start assist
Chrome belt line moulding	Cruise control	7 airbags
Power folding door mirrors	Smart key with one touch start	Electric park brake
Illuminated front door trim	Cargo blind	Luggage floor box
Leather/piano black steering wheel	One touch auto up/down for driver window	
Chrome inside door handles	Rear centre armrest with cup holders	

Eclipse Cross Plug-in Hybrid EV ASPIRE

2.4L PET / HYB

Specifications above ES:

Front bumper: piano black with body colour insert	Mitsubishi Power Sound System with 8 speakers, 4 tweeters	Electrochromatic rear view mirror
Rear bumper: body colour with piano black insert	Micro-suede/synthetic leather combination seat trim	Adaptive Cruise Control with stop function
Side door garnish – colour key	Power driver's seat	Blind Spot Warning
LED headlamps	Heated front seats	Lane Change Assist
LED front fog lamps	Synthetic leather door inserts	Rear Cross Traffic Alert
Privacy glass	Auto rain sensing wipers	Multi Around Monitor
Black roof rails	Auto dusk sensing headlamps	Front parking sensors
Illuminated vanity mirror	Auto high beam	Rear parking sensors
Heated door mirrors	One touch auto up/down for all windows	

Eclipse Cross Plug-in Hybrid EV EXCEED

2.4L PET / HYB

Specifications above ASPIRE:

Double sun roof	Leather seat trim	Black interior headlining
Built-in navigation	Power passenger seat	Heated steering wheel
Head-up display	Driver's seat back pocket	
Ultrasonic misacceleration Mitigation System	Heated rear seats	

Confidential. For dealer and internal use only.

Specification Table

MMAL MODEL CODE		YB9M45	YB9X45	YB9E45
		AWD	AWD	AWD
		ES	ASPIRE	EXCEED
		SINGLE FIXED	SINGLE FIXED	SINGLE FIXED
MECHANICAL	Engine			
	Type	2.4L 4B12 (MIVEC) MPI Petrol		
	Size (L)	2.4		
	Compression ratio	12.0:1		
	Displacement (cc)	2360		
	Bore x Stroke (mm)	88.0 x 97.0		
	Maximum Power (kW@rpm)	94 @ 4500		
	Maximum Torque (NM@rpm)	199 @ 4500		
	Front Electric Motor (Max. Output kW)	60		
	Rear Electric Motor (Max. Output kW)	70		
	Fuel Type	Unleaded (minimum 91 RON recommended)		
	Fuel consumption (ADR 81/02 per 100km)*	1.9		
	CO2 Emissions - g/km	43		
	Fuel tank capacity (L)	45		
	Transmission			
	Type	SINGLE FIXED		
	Number of speeds	1		
	Paddle shift	■	■	■
	Super All Wheel Control (S-AWC)	■	■	■
	Active Yaw Control (AYC)	■	■	■
	Twin Motor 4WD	■	■	■
	Chassis			
	Front brakes	Ventilated disc		
	Rear brakes	Disc		
	Front suspension	Macpherson strut, coil spring & stabiliser bar		
	Rear suspension	Multi-link with stabiliser bar		
	Wheels and Tyres			
	Wheel type	Alloy		
	Wheel size (inches)	18 x 7.0J		
	Tyre size	225/55R18 98H		
	Spare wheel type	Not standard		
PLUG IN HYBRID ELECTRIC VEHICLE FUNCTIONS	EV System			
	Battery Type	Lithium-ion	Lithium-ion	Lithium-ion
	Battery Capacity (KWh)	13.8	13.8	13.8
	Battery Voltage (V)	300	300	300
	Generator Max. Output (kW)	80	80	80
	Variable mode regenerative braking system (RBS)	■	■	■
	Charging time (80%) - DC fast charger (min)	25	25	25
	Charging time - AC 240V,10A (hrs)	7.0	7.0	7.0
	Charging cable - AC 240V,10A (with CCID protector)	■	■	■
	High voltage cut-off system	■	■	■
	Acoustic Vehicle Alert System (AVAS)	■	■	■
	Drive Modes			
	EV Mode	■	■	■
	Series Hybrid Mode	■	■	■
	Parallel Hybrid Mode	■	■	■
	Battery SAVE Mode	■	■	■
	Battery CHARGE Mode	■	■	■

Confidential. For dealer and internal use only.

MMAL MODEL CODE		YB9M45	YB9X45	YB9E45
		AWD	AWD	AWD
		ES	ASPIRE	EXCEED
		SINGLE FIXED	SINGLE FIXED	SINGLE FIXED
SAFETY, SECURITY AND DRIVER ASSISTANCE	Active Safety			
	Forward Collision Mitigation system (FCM) with Pedestrian detection	■	■	■
	Lane Departure Warning (LDW)	■	■	■
	Blind Spot Warning (BSW)	-	■	■
	Lane Change Assist (LCA)	-	■	■
	Rear Cross Traffic Alert (RCTA)	-	■	■
	Ultrasonic misacceleration Mitigation System (UMS)	-	-	■
	Automatic High Beam (AHB)	-	■	■
	Emergency Stop Signal function (ESS)	■	■	■
	Emergency Brake Assist system (EBA)	■	■	■
	Hill Start Assist (HSA)	■	■	■
	Active Stability Control (ASC)	■	■	■
	Active Traction Control (ATC)	■	■	■
	Anti-lock Braking System (ABS)	■	■	■
	Electronic Brakeforce Distribution (EBD)	■	■	■
	Driver Assistance			
	Adaptive Cruise Control (ACC)	-	■	■
	Cruise control	■	■	■
	Adjustable Speed limiter	■	■	■
	Electrochromatic rear view mirror	-	■	■
	Electric park brake	■	■	■
	Brake auto hold function	■	■	■
	Colour digital instrument display	■	■	■
	Head Up Display (HUD)	-	-	■
	ECO drive function	■	■	■
	Automatic dusk sensing headlights	-	■	■
	Automatic rain sensing wipers	-	■	■
	Intermittent rear wiper and washer	■	■	■
	Parking Assistance			
	Multi Around Monitor (MAM)	-	■	■
	Rear view camera	■	■	■
	Front parking sensors	-	■	■
	Rear parking sensors	-	■	■
	Airbags			
	Driver & front passenger SRS airbags	■	■	■
	Driver & front passenger side SRS airbags	■	■	■
	Curtain SRS airbags	■	■	■
	Driver knee airbag	■	■	■
	Seat Belts			
	Front seat belt pretensioners	■	■	■
	Child Safety			
	ISO-Fix child seat anchorage		2	
	Child restraint top tether		3	
	Child proof rear door locks	■	■	■
	Power window lock driver control - passenger windows	■	■	■
	Security			
	Theft protection alarm	■	■	■
	Encrypted engine immobiliser	■	■	■
AUDIO AND MULTIMEDIA	Audio & Multimedia			
	Smartphone link Display Audio (SDA) with touch screen	■	■	■
	Screen size (inches)		8.0	
	Android Auto	■	■	■
	Apple CarPlay	■	■	■
	Satellite navigation	-	-	■
	Premium audio	-	■	■
	Speakers	4	8	
	Bluetooth connectivity with voice control & audio streaming	■	■	■
	Digital Audio Broadcast (DAB) radio	■	■	■
	AM/FM radio	■	■	■
	USB input		2	
	Remote Smartphone App			
	Check vehicle status	■	■	■
	Activate car finder function	■	■	■
	Set charge schedule	■	■	■
	Activate climate control system	■	■	■
	Control headlamp and parker lamp	■	■	■

Confidential. For dealer and internal use only.

MMAL MODEL CODE		YB9M45	YB9X45	YB9E45
		AWD	AWD	AWD
		ES	ASPIRE	EXCEED
		SINGLE FIXED	SINGLE FIXED	SINGLE FIXED
COMFORT AND CONVENIENCE	Comfort & Convenience			
	Smart key	■	■	■
	One touch start system	■	■	■
	Keyless entry with central door locking	■	■	■
	Multifunction steering wheel controls	■	■	■
	Tilt & telescopic steering column	■	■	■
	Auto up/down driver control - all windows	-	■	■
	Auto up/down driver control - driver side window	■	-	-
	Side and rear window demisters	■	■	■
	Electric sunroof with slide and tilt	-	-	■
Cargo cover	Retractable			
Accessory socket (12V)	2			
EXTERIOR	Air Conditioning			
	Climate control (No of zones)	2		
	Dust and pollen filter	■	■	■
	Exterior			
	Door handles finish	Body colour		
	Privacy glass	-	■	■
	Roof rails	-	■	■
	Rear spoiler	Body colour		
	Wheel arch moulding	Black		
	Lights			
Headlights low beam	Halogen	LED		
Headlights high beam	Halogen	LED		
Headlight levelling function	Manual			
Daytime Running Lights (DRL)	LED			
Fog lights (front)	-	■	■	
INTERIOR	Door Mirrors			
	Electric adjustment	■	■	■
	Electric fold control	■	■	■
	Heating function	-	■	■
	Integrated turn indicator	■	■	■
	Finish	Body colour		
	Styling			
	Leather bound steering wheel	■	■	■
	Leather bound park brake	-	-	-
	Carpet floor covering	■	■	■
Seating				
Leather appointed seats	-	-	■	
Microsuede seat trim with synthetic leather bolster	-	■	-	
Fabric seat trim	■	-	-	
Heated front seats	-	■	■	
Driver's seat power adjustment	-	■	■	
Driver's seat manual adjustment	■	-	-	
Front passenger's seat power adjustment	-	-	■	
Front passenger's seat manual adjustment	■	■	-	
2nd row centre armrest with cupholders	■	■	■	
2nd row split folding function	60:40			
2nd row recline adjustment	■	■	■	
Storage				
Centre console storage box with lid	■	■	■	
Cup holders	4			
Bottle holders	4			
Door pockets - front and rear	■	■	■	
Seat back pocket - driver and passenger	-	-	■	
Seat back pocket - passenger	■	■	-	

Confidential. For dealer and internal use only.

MMAL MODEL CODE		YB9M45		YB9X45		YB9E45		
		AWD		AWD		AWD		
		ES		ASPIRE		EXCEED		
		SINGLE FIXED		SINGLE FIXED		SINGLE FIXED		
DIMENSIONS AND WEIGHTS	Exterior Dimensions							
	Overall length (mm)		4545					
	Overall width (mm)		1805					
	Overall height (mm)		1685					
	Wheelbase (mm)		2670					
	Turning circle, kerb to kerb (m)		10.8					
	Approach angle (degrees)		18.8					
	Departure angle (degrees)		27.9					
	Ramp breakover angle (degrees)		16.5					
	Ground clearance (mm) - minimum, unladen		188					
	Interior Dimensions							
	Front head room (mm)		1003					
	Front leg room (mm)		1039					
	Front shoulder room (mm)		1428					
	2nd row head room (mm)		945			933		
	2nd row leg room (mm)		919					
	2nd row shoulder room (mm)		1398					
	Weights and Capacities							
	Kerb mass (kg)		1880		1890		1895	
	Gross vehicle mass (GVM) - [kg]		2430					
	Gross combination mass (GCM) - [kg]		3930					
	Maximum payload (kg)		533		523		518	
	Maximum front axle load (kg)		1220					
	Maximum rear axle load (kg)		1275					
	Towing capacity - braked (kg)		1500					
	Towing capacity - unbraked (kg)		750					
	Towing capacity - maximum towball load (kg)		150					
	Maximum roof load (kg)		50					
Cargo								
Capacity (L) - VDA (to top of 2nd row seat back)		359						
Capacity (L) - VDA (max. capacity to roof - 2nd & 3rd row seats folded)		626						
Cargo room length (mm) - all seats up		677						
Cargo room length (mm) - with 2nd row seats folded		1541						
Cargo room width (mm)		1254						
Cargo room height (mm)		745						
Width between wheel arches (mm)		1000						

* Australian Standard ADR 81/02. Figures to be used for comparison across vehicles. Driving conditions will affect actual results.

- Standard
- Not available