

THE NEW ŠKODA SUPERB



ŠKODA
SIMPLY CLEVER



INTRODUCTION	4
EXTERIOR DESIGN	6
LIGHT DESIGN	16
INTERIOR DESIGN	20
CONNECTIVITY	26
SIMPLY CLEVER	30
LUGGAGE COMPARTMENT	36
COMFORT	40
SAFETY	48
PERFORMANCE	58
LAURIN & KLEMENT	62
SPORTLINE	68
SCOUT	74
iV	80
CUSTOMISATION	86
ACCESSORIES	108
ŠKODA CYCLING	118
TECHNICAL SPECIFICATIONS	122





LUXURY MEANS HAVING WHAT MATTERS

Luxury isn't about glitter or gold. It's about seeking and nourishing what's truly important. The new ŠKODA SUPERB is a car that embraces true luxury with none of the clichés. With a sophisticated design, comfortable technologies and endless practicality, it's a car that impresses with everything that matters.

The SUPERB can satisfy even the most diverse demands on appearance and equipment, and is available in unique versions such as the exclusive Laurin & Klement, the stylish SportLine, and now the rugged Scout.

That's Simply Clever. That's ŠKODA.



EXTERIOR DESIGN



MAKE A BOLD UNDERSTATEMENT

Elegance meets harmony in the new SUPERB. The front, with the new shaped bumper and grille along with the main headlamps, presents a dynamic, yet determined look. The fog lamps have been updated, giving them a key design role besides their utilitarian function.



STYLE AND FUNCTIONALITY
With the unmistakable ŠKODA inscription in the back, the new SUPERB proudly declares its roots. The composition of the elements on the 5th door is complemented by a chrome strip that comes exclusively in combination with full LED rear lights.





SIDE VIEW

Perfectly balanced proportions give the car a graceful appeal. The SunSet tinted windows in the rear improve the exterior look as well as passenger comfort.



SUNROOF

Beyond its basic function, the electrically-adjustable sunroof represents an attractive design feature.





**LIGHT
DESIGN**

LIGHTS DON'T SHOW, THEY REVEAL

Advanced technology is made beautiful in the light design of the SUPERB. The car is the first ŠKODA to feature full LED Matrix headlights, which offer greater road lighting and a higher degree of safety.



REAR LIGHTS

The full LED rear lights are fitted with animated turn indicators, which not only reveal where the driver is about to turn, but also add dynamism to the car. The rear lights also feature C-shaped illumination, typical for the ŠKODA family, but updated with a modern twist.

HEADLIGHTS AND FOG LAMPS

Using a windscreen camera, the full LED Matrix headlights of the SUPERB can detect a car in front of you or in oncoming traffic. Based on this, the high beam adjusts itself incrementally. This ensures you get the best view without blinding other drivers. The excellent functionality of the fog lamps is powered by LED technology.





INTERIOR DESIGN



QUALITY AS A STANDARD FEATURE

Every interior feature has been designed to make travelling comfortable. Enjoy the feeling of luxury with attractive décor, upholstery, door armrest stitching, chrome details and the LED ambient lighting running along the inside of the interior.



DECORATIVE FEATURES
The interior features high-quality materials and precise workmanship, which is highlighted with the armrest and upholstery stitching. Plenty of chrome details can be found on the dashboard, doors, steering wheel and gearstick knob.



LED ambient lighting with ten colour options



Turquoise ambient lighting

LED AMBIENT LIGHTING
You can choose your favourite colour, or complement each day with one of ten amazing colour options. This is also reflected by the Virtual Cockpit or Maxi DOT colour display background illumination.





CONNECTIVITY

**SIMPLY
CLEVER**



A POCKET FOR EVERYTHING THAT MATTERS

The SUPERB features a multitude of compartments, pockets and holders, keeping your elegant interior tidy, and your belongings safe from loss, breakage or spillage.



JUMBO BOX

The spacious Jumbo Box storage compartment is housed in the front armrest. You can store your electronic items safely inside or cool it to keep your snacks fresh. A dual drinks holder with easy-open function can also be found on the centre console.



GLOVE COMPARTMENT

The storage compartment in the dashboard on the front passenger side can also be cooled when the air conditioning is on.



POCKETS ON THE BACKREST

Storage pockets on the insides of the front seat backrests can hold a mobile phone, for example, or other small items.



BOTTLE HOLDER

You will find a 1.5-l bottle holder in a spacious compartment in the front doors and 0.5-l holder in the rear doors.



UMBRELLA BOX

An ingenious umbrella storage compartment is fitted inside the driver's door. It is designed to let water drain away from the car, keeping the interior dry. The original ŠKODA umbrella comes as part of the equipment.



FOLDAWAY KNOB

The SUPERB also offers a simply clever solution for those who use a trailer. The tow bar has a foldaway knob, controlled via the lever located in the luggage compartment. Thanks to it, you don't need to remove the tow bar after use.



The lever to fold away the tow bar knob

UNIBAG

The removable Unibag, designed for transporting skis or a snowboard, can be stored in the opening between the luggage compartment and cabin.





LUGGAGE COMPARTMENT



CARRY ALL THAT MATTERS

The luggage compartment capacity traditionally puts the flagship ŠKODA at the top of its class for space. The combi version offers either 660 litres or 1,950 litres after folding down the rear seats, while the liftback version offers 625/1,760 litres. But maximising space is nothing without maximising practicality. That's why we added Simply Clever solutions that make handling luggage even easier.



FLEXIBLE ORGANISER

The aluminium flexible organiser (exclusively for the combi version with a double floor) enables you to split the space according to your needs and makes it easier to keep things neat and tidy.



DOUBLE FLOOR

The double floor provides easier luggage handling or a discrete storage place, with the bottom of the luggage compartment positioned at loading edge level.



NET PROGRAMME

The set of nets increases the flexibility of the luggage space while tightly securing objects. It includes one horizontal and two vertical nets. You can add a further net under the luggage compartment cover in the liftback version.





COMFORT


COMFORT AT YOUR COMMAND

Technology is nothing if it doesn't simplify your driving experience. Loaded with thoughtful features and sophisticated assistant systems, the SUPERB will indulge you in absolute comfort and support your driving confidence, whether keeping you relaxed on longer journeys or being entertained on the go.



KESY

With the new version of the KESY (Keyless Entry, Start and exit System) all doors can be used to unlock or lock the car.



ELECTRICALLY-CONTROLLED 5TH DOOR AND VIRTUAL PEDAL

The electrically-controlled 5th door opens and closes at the mere touch of the button on the remote control, central panel or directly on the 5th door. You can also adjust the upper door position to suit your needs. The door can be equipped with a virtual pedal enabling contact-free access.



ENLARGED PHONEBOX
The new SUPERB comes with an enlarged phone box. This compartment is not only easily accessible, but is also suitable for large display devices.



VIRTUAL COCKPIT
A perfect overview is provided by the Virtual Cockpit, which can display on-board computer specifications in combination with other information such as navigation, for example. You can choose from five layouts, controlled via the View button on the multifunctional steering wheel – Classic view (shown), Modern view, Extended view, Basic view (suitable when driving at night or on the motorway) and Sport view.





COMFORT IN THE BACK

On the rear part of the Jumbo Box you will find it equipped with 3-zone Climatronic air conditioning, you will also find the control for the rear seat zone here.

MEMORY AND MASSAGE FUNCTIONS

The electrically-adjustable driver seat with built-in memory can store three different positions. The massage function of the driver seat is optional. This superior level of comfort is always accompanied by ventilated front seats, upholstered in perforated leather.



CANTON SOUND SYSTEM

Enjoy absolute sound clarity, whether it's music or the spoken word, on the Canton Sound System with twelve speakers, including a speaker in the dashboard and subwoofer in the luggage compartment.



SAFETY




VIP SECURITY

The SUPERB puts a host of assistant systems at your disposal, offering unmatched convenience and safety in unforeseen situations.



MATRIX BEAM FUNCTION

The full LED Matrix headlights feature matrix beam function. This allows you to use the high beams continuously, without blinding other drivers. Using a windscreen camera, the matrix beam function responds to the traffic situation and turns off only some segments of the light. Other segments are turned on and illuminate the road. The matrix beam function also uses information from the navigation system. Thanks to it, the high beams will only turn on when you are out of a built-up area.



PREDICTIVE CRUISE CONTROL

Using a camera and detailed information from the navigation system, PCC can predict driving conditions for the next 1- 2 km. If necessary, the system changes the cruise speed set and shifts gears (in vehicles equipped with DSG). PCC increases driver comfort and driving safety while saving fuel, which reduces CO₂ emissions.



MANOEUVRE ASSIST

Using the Park Assist sensors, this system offers protection from obstacles within driving distance of the car (at speeds of up to 10 km/h). If an obstacle is detected, based on the distance from the obstacle and the car's speed, the system initiates emergency braking.



PARK ASSIST

Minimise the hassle of parking in tight spots with Park Assist. It automatically selects an appropriate parking place in a row of parallel or perpendicularly parked vehicles.

FRONT ASSIST WITH PREDICTIVE PEDESTRIAN PROTECTION

Using a radar device in the front grille, the Front Assist system is designed to monitor the distance from the vehicle ahead, and also includes an emergency braking function.

The new SUPERB comes with Front Assist expanded with predictive pedestrian protection, which warns the driver via an audio/visual signal as well as a gentle jolt of the brakes.



SIDE ASSIST

Using radar sensors in the rear bumper, Side Assist which can detect other vehicles and even less detectable objects like cyclists up to 70 m away, monitors the areas behind and beside your car. Based on the distance and speed of the surrounding vehicles, it decides whether or not it should warn the driver.



A SAFE BET

In extreme situations, where the driver cannot actively influence the outcome, the car's passive elements take over – like airbags. You can have your SUPERB equipped with up to nine of them.



ELECTRIC CHILD SAFETY LOCK

Your children's journey will be safer thanks to the electric safety lock preventing them from opening the rear windows and doors. The control is located in the driver's door.

HEAD AIRBAGS

Upon activation, head airbags create a wall, which protects the front and rear occupants against head injury.

FRONT DRIVER AND PASSENGER AIRBAG

While the driver airbag is enclosed in the steering wheel, the passenger airbag is located in the dashboard. If needed, this can be deactivated when a child seat is installed on the front seat.



KNEE AIRBAG

The knee airbag, which protects the driver's knees and shins, is located under the steering wheel.



FRONT AND REAR SIDE AIRBAGS

These four airbags protect the pelvis and chest of the driver and other passengers in the event of a side collision.



PERFORMANCE

PERFORM MIRACLES

The engines offer outstanding comfort without compromising on performance or the environment. The impressive handling of the car can be further enhanced with progressive steering. Requiring smaller steering input by the driver results in a much more dynamic driving experience, especially around corners.



DYNAMIC CHASSIS CONTROL

Enjoy the high performance of your car in maximum comfort and safety. The Dynamic Chassis Control (DCC) continuously evaluates and responds to various driving situations (braking, acceleration, turning), adapting the damping and steering characteristics. As part of the infotainment menu, it allows you to select one of three modes according to your specific requirements: Comfort, Normal or Sport.



ENGINES

Our top-of-the-line variant is a 2-litre petrol engine, which packs an impressive 200 kW punch with 4-wheel drive. The strongest diesel engine yields 140kW of pure performance. With regard to the environment and emissions standard, our diesel range uses Selective Catalytic Reduction. This system injects AdBlue® to reduce mono-nitrogen oxides (NO_x).

DSG AND 4X4

The combination of the automatic 7-speed DSG (Direct Shift Gearbox) and 4x4 drive guarantees an extraordinary driving experience.



SPORTLINE





TIME TO GET SOME SPORTY CLOTHING

Comfort usually isn't a metaphor for sportiness. But these two make a thrilling combination inside the ŠKODA SUPERB SPORTLINE thanks to its razor-sharp looks, together with glossy black exterior elements, and a host of specific accoutrements, including lower chassis and sporty interior.



SPORTS STEERING WHEEL

The multifunctional sports steering wheel in black perforated leather with silver stitching allows you to control the radio, phone and alternatively DSG.



STYLISH DETAIL

The remarkable dashboard décor in carbon look carries the SportLine badge.



STYLE AND FUNCTIONALITY

Front and rear sports seats, upholstered in a combination of black Alcantara® and leather/leatherette with silver stitching, provide maximum comfort even during a dynamic drive. For that maximum sporty feeling, front seats which feature cushion depth adjustment are available as an option. The electrically-adjustable front seats with built-in memory come as standard. The distinctive and extremely durable Alcantara® upholstery is also incorporated in the door panelling.



scout



HIGH-END EVEN AFTER HIGHWAYS END

While the ŠKODA SUPERB SCOUT, armed with protective exterior elements, higher chassis and rough road package, handles bumpy roads, you'll stay in absolute comfort inside the incredibly spacy interior, surrounded by high-quality materials and details. All made with ŠKODA's craftsmanship precision. The car comes exclusively in the combi version.



COMFORT AND FUNCTIONALITY

The high-quality fabric upholstery is not only exceptionally durable, but also provides maximum comfort for all passengers. The Scout version can also be upholstered with a combination of black Alcantara® and leather/leatherette (shown). The electrically-adjustable driver seat with built-in memory comes as standard.



STYLE AND SAFETY

The multifunctional leather steering wheel, which lets you control the radio, phone and alternatively DSG, is equipped with heating function, controlled via the infotainment system. The car also comes with Driving Mode Select, including the off-road mode, or in other words, Downhill Assist which maintains consistent speed when driving down precipitous sections.



STYLISH DETAILS

The dashboard features the original Scout badge and remarkable Ash Brown décor (shown) or Dark Brushed décor with a decorative chrome strip. The LED ambient lighting running along the inside of the car offers ten appealing colour options.



LOGO

The Scout logo is embroidered on the front seat backrest.



CUSTOMISATION

STYLE

The standard equipment of the Style version includes LED fog lamps with corner function, decorative door sill strips front and rear, foot rest area illumination front and rear, electrically-adjustable driver seat with memory function, Manoeuvre Assist, Park Distance Control, plus more.



STYLE BLACK INTERIOR
Argenzo zebrano décor
Alcantara®/leather/leatherette upholstery

STYLE BLACK INTERIOR
Argenzo zebrano décor
Alcantara®/leather/leatherette upholstery



STYLE BLACK INTERIOR
Argenzo zebrano décor
Leather/leatherette upholstery, ventilated front seats



STYLE BEIGE INTERIOR
Beige Brushed décor
Leather/leatherette upholstery, ventilated front seats

SPORTLINE

The standard equipment of the SportLine version includes glossy black exterior elements such as external side-view mirror caps, window framing and front grille, sports chassis, full LED Matrix headlights, full LED rear lights with animated turn indicators, full KESSY, Driving Mode Select, electrically-adjustable driver seat with memory function, Bolero 8" infotainment, plus more.



SPORTLINE BLACK INTERIOR

Carbon décor
Alcantara®/leather/leatherette upholstery, front sports seats and sports steering wheel



SPORTLINE BLACK INTERIOR

Carbon décor
Alcantara®/leather/leatherette upholstery, front sports seats and sports steering wheel

SCOUT

The standard equipment of the Scout version includes protective exterior elements such as add-on part on the front and rear bumper, plastic covers on the wheel arches and door sill covers, external side-view mirror caps in ALU design, rough road package, full KESSY, Driving Mode Select, electrically-adjustable driver seat with memory function, Bolero 8" infotainment, plus more.



SCOUT BLACK INTERIOR
Dark Brushed décor
Alcantara®/leather/leatherette upholstery, front seat piping (in a contrasting colour)



SCOUT BLACK INTERIOR
Dark Brushed décor
Alcantara®/leather/leatherette upholstery, front seat piping (in a contrasting colour)



SCOUT BLACK INTERIOR
Ash Brown décor
Alcantara®/leather/leatherette upholstery, front seat piping (in a contrasting colour)



ALL THAT MATTERS, IS ALL IN

EMERALD GREEN METALLIC



ENERGY BLUE UNI



MAGNETIC BROWN METALLIC



MAGIC BLACK METALLIC



VELVET RED METALLIC



LAVA BLUE METALLIC



RACE BLUE METALLIC



CRYSTAL BLACK METALLIC



CANDY WHITE UNI



BRILLIANT SILVER METALLIC



QUARTZ GREY METALLIC



MOON WHITE METALLIC



BUSINESS GREY METALLIC



COLOURS

WHEELS

19" TRINITY anthracite alloy wheels



19" TRINITY super glossy alloy wheels



19" CANOPUS alloy wheels



19" CANOPUS glossy black alloy wheels



19" ACAMAR anthracite alloy wheels



19" VEGA Aero black alloy wheels



18" ANTARES alloy wheels



18" PROPUS Aero black alloy wheels



18" ZENITH alloy wheels



18" VELA black alloy wheels with aero covers*



17" STRATOS alloy wheels



17" DRAKON alloy wheels



17" TRITON alloy wheels



16" ORION alloy wheels



16" steel wheels with HERMES covers



* Available from 02/2020

ACCESSORIES





LOCKABLE SKI OR SNOWBOARD RACK

The lockable ski or snowboard rack with aluminium profile, which has passed ŠKODA's load tests and safety tests, provides capacity up to five pairs of skis or two snowboards.*



LOCKABLE SKI AND SNOWBOARD BOX

The lockable box with capacity for up to five pairs of skis or four snowboards features an optimised shape with lowered bottom, which has a positive effect on driving stability and limits vibrations.



TEXTILE FOOT MATS PRESTIGE
The high-quality textile foot mats with SUPERB logo make the interior more comfortable and cosy. All the mats can be removed at any time and cleaned easily.



DECORATIVE DOOR SILL TRIMS
The side door sill trims with stainless steel inlay and SUPERB inscription, which perfectly follow the contours of the vehicle, are an original feature with aesthetic as well as practical functions.



SPORT PEDAL COVERS
The interior can be complemented by the stainless steel sport foot pedal covers. Thanks to the rubber facets on the pedals, which prevent your shoes from slipping, you will feel even safer and more confident behind the wheel.



WHEELS

19" SIRIUS silver metallic alloy wheels, brushed



19" SUPERNOVA black gloss alloy wheels, brushed



19" VEGA anthracite metallic alloy wheels, brushed



18" CASSIOPEIA platinum matt alloy wheels, brushed



19" CRATER anthracite metallic alloy wheels, brushed



17" MARKAB black metallic alloy wheels (may be used with snow chains 17")



WHEEL CARE & STYLE PACK

Car wheels are like shoes. No matter whether the “shoes” of your ŠKODA are stylish, sporty or purely functional, our WHEEL CARE & STYLE PACK (wheel covers, valve caps, safety bolts) offers a multitude of items which will make your wheels even more attractive and totally unique!



BOLT CAPS
Decorative bolt caps for wheels with and without safety bolts.



ŠKODA CARE PRODUCTS

Since ŠKODA wants to stay by your side many years after your purchase and help you with all the situations which may occur during the car's lifecycle, ŠKODA Care products were developed. ŠKODA Care products keep you mobile, provide maximum possible comfort, safety, and good value for money.



ŠKODA SERVICE AND MAINTENANCE PACKAGES

With ŠKODA's 12month/ 15,000km Fixed Service Intervals, you'll know precisely when it needs to be serviced. Having your ŠKODA serviced inline with the manufacturer's requirements will ensure the vehicles longevity and enhance the resale value of your vehicle.

By servicing at an authorised ŠKODA Service Centre your vehicle will be looked after by fully trained ŠKODA technicians using only ŠKODA genuine parts and approved lubricants. Additionally, they have access to the latest diagnostic equipment and for late model vehicles will be able to record your vehicles service history in the factory "Digital Service Schedule" ensuring those recorded will always be available in the future.



ŠKODA 5 YEAR WARRANTY

One of the most reassuring aspects of buying a new ŠKODA is the peace of mind that comes with our standard 5 year/150,000 kilometres warranty - A warranty that offers an exceptional level of cover.

Every new ŠKODA comes complete with the following warranty:

- 5-year (or) 150,000 kilometre warranty for all new ŠKODA cars*
- 2-year warranty for all ŠKODA Genuine Parts and Accessories
- 3-year warranty for vehicle paint defects
- 12-year warranty for through corrosion

Prior to undertaking any damage repairs to your vehicle we recommend consulting your vehicle handbook, or contacting your nearest ŠKODA dealer, to ensure the vehicle warranty isn't at risk. Repairs can only be carried out by a member of the ŠKODA authorised network, ensuring your ŠKODA has the best possible treatment using only ŠKODA genuine parts. This also gives you the benefit of 5 years Roadside Assistance.

*Certain exclusions may apply.





ŠKODA CYCLING

ROAD ELITE



Weight 7.5 kg
Frame Carbon Road Race CRB BF-RB04 Aero
Fork Full Carbon UD
Cranks Shimano Ultegra 8000 52/36T
Front/rear hub DT Swiss PR1600 Spline Disc
Front derailleur Shimano Ultegra 8000 Brazed-on type
Rear derailleur Shimano Ultegra 8000 SS
Gears 22

Front/rear brakes Rotor CL 140/140 mm
Tyres Schwalbe Pro One 700x28C
Saddle Fizik Antares R5
Frame size (S) 20.5"

The bicycle is **delivered without pedals.**

MTB LADY



Weight 13.4 kg
Frame Aluminium 6061.T6 double butted
Fork SR Suntour XCR Air LOR-DS
Cranks Shimano FC-M500 36/26T
Front hub Shimano HB-TX505 CL QR
Rear hub Shimano FH-TX505-8 CL QR
Front derailleur Shimano Deore FD-M6025
Rear derailleur Shimano XT RD-M781 SGL Shadow
Gears 20

Front/rear brakes Rotor CL 160/160 mm
Tyres Impac SmartPac 27.5x2.10"
Saddle Selle Royal Essenza **Frame size** (XS) 14.0"

EMTB FULL



Weight 21.5 kg
Frame Aluminium 6061.T6 Steps – FSF 1Down tube battery
Fork RS Recon RL
Cranks Shimano Steps 34T
Front hub Shimano HB-M6010 CL 15x110 mm
Rear hub Shimano FH-M6010 CL 12x148 mm
Rear derailleur Shimano SLX RD-M7000 GS Shadow+
Gears 11

Front/rear brakes Rotor CL 180/180 mm
Tyres Schwalbe Smart Sam Performance 29x2.6"
Saddle Selle Royal Seta Performa
Frame size (XL) 21"

The bicycle is **delivered without pedals.**

KID 24



Weight 11.7kg
Frame Aluminium 6061.T6
Fork SR Suntour XCT-JR
Cranks WheelTop M32 28T
Front hub ONE KT QR
Rear hub ONE KT QR, Cassette type
Rear derailleur Shimano RD-TX800
Gears 8

Front/rear brakes Tektro BR-855 V-brake
Tyres Impac SmartPac 24x2.10"
Saddle Justek Junior
Frame size 11"

TECHNICAL SPECIFICATIONS SUPERB	2.0 TSI/140 kW	2.0 TSI/200 kW 4x4	2.0 TDI/140 kW 4x4		
	Turbocharged petrolengine	Turbocharged petrol engine	Turbocharged diesel engine		
ENGINE					
Cylinders/Cubic capacity (cc)	4/1,984	4/1,984	4/1,968		
Max. performance/Revs (kW/rpm)	140/4,200–6,000	200/5,500–6,500	140/3,500–4,000		
Max. torque/Revs (Nm/rpm)	320/1,500–4,100	350/2,000–5,400	400/1,900–3,300		
Air pollution regulation	EU6DG	EU6DG	EU6DG		
Fuel	Petrol, RON min. 95	Petrol, RON min. 95	Diesel		
PERFORMANCE					
Maximum speed (km/h)	240	250	232		
Acceleration 0–100 km/h (s)	7.7	5.6	8.0		
Fuel consumption (l/100km)					
– urban	8.4–8.5	8.9–9.0	5.7–5.8		
– extra-urban	4.7–4.8	5.8–5.9	4.3–4.4		
– combined	6.1–6.2	7.0–7.1	4.8–4.9		
CO ₂ emissions (g/km) – combined	138–140	159–160	127–129		
Fuel consumption WLTP (l/100 km)					
– low	10.304–11.083	11.743–12.461	7.179–8.474		
– medium	7.002–7.994	8.119–9.135	5.861–7.083		
– high	5.528–6.875	6.959–8.158	4.913–6.295		
– extra high	6.004–7.829	7.540–9.097	5.391–7.390		
– combined	6.633–8.002	8.038–9.263	5.578–7.134		
CO ₂ emissions WLTP (g/km)					
– low	233.41–251.12	266.29–282.23	188.05–222.01		
– medium	158.38–180.91	183.92–206.68	153.52–185.56		
– high	124.88–155.49	157.57–184.50	128.68–164.91		
– extra high	135.70–177.18	170.77–205.83	141.21–193.60		
– combined	150.00–181.10	182.10–209.60	146.10–186.90		
POWER TRANSMISSION					
Type	Front-wheel drive	4x4	4x4		
Clutch	Twin coaxial clutch, electro-hydraulically operated	Twin coaxial clutch, electro-hydraulically operated	Twin coaxial clutch, electro-hydraulically operated		
Transmission	Automatic 7-speed DSG	Automatic 7-speed DSG	Automatic 7-speed DSG		
WEIGHT					
Kerb weight – in standard version with 75 kg driver (kg)	1,535	1,645	1,665		
Payload – incl. driver and extra equipment (kg)	465–638	504–680	529–705		
Total weight (kg)	2,098	2,250	2,295		
Trailer load without brakes (max. kg)	750	750	750		
Trailer load with brakes – 12% (max. kg)	1,800	2,200	2,200		

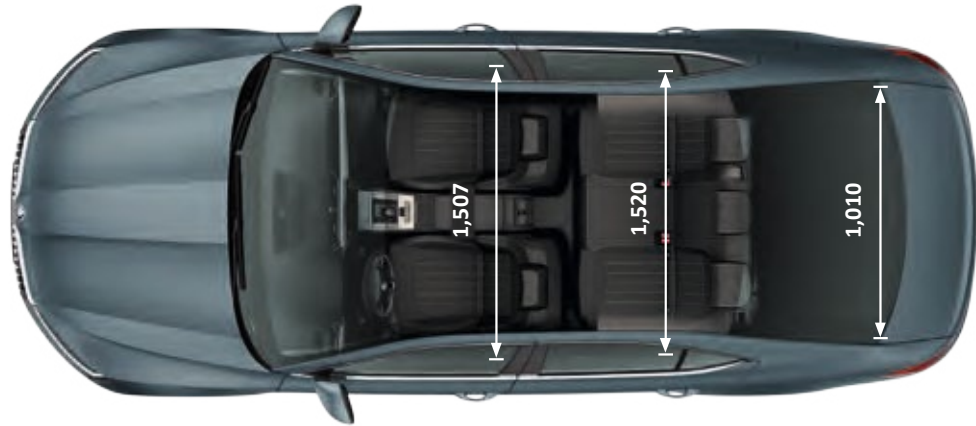

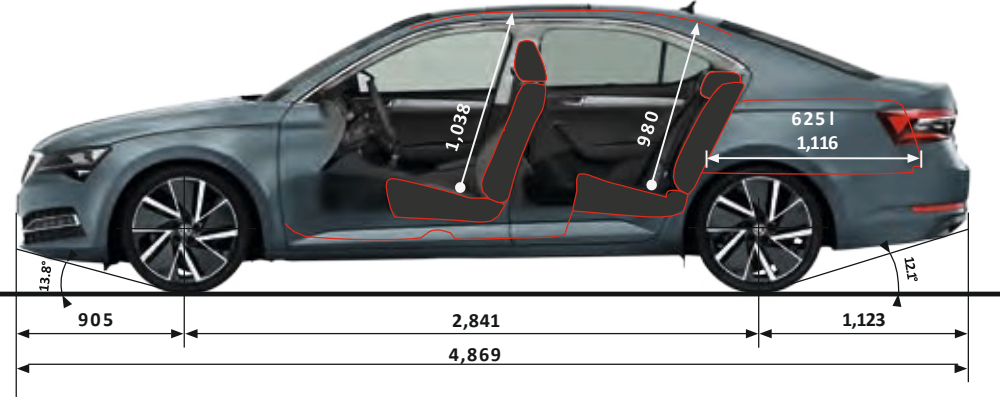
* The car can be equipped with a set of all-season tyres. For more information contact your authorised ŠKODA partner.

All diesel engines use Selective Catalytic Reduction. This system injects AdBlue® to reduce mono-nitrogen oxides (NO_x). The volume of the AdBlue® tank is 16 l and consumption depends on the driving style.

FURTHER SPECIFICATIONS

Body		Exterior dimensions	
Type	5-seater, 5-door, 2-compartment	Length/width (mm)	4,869/1,864
Drag coefficient C _w	0.271–0.279 according to engine version	Height (mm)	1,469
Turning circle diameter (m)	11.7	Wheel base (mm)	2,841
Chassis		Track front/rear	1,584/1,572
Front axle	McPherson suspension with lower triangular links and torsion stabiliser	Clearance (mm) – according to engine version	147; 138; 136
Rear axle	Multi-element axle, with longitudinal and transverse links, with torsion stabiliser	Interior dimensions	
Braking system	Hydraulic dual-diagonal circuit braking system vacuum assisted with Dual Rate	Lateral room front/rear (mm)	1,507/1,520
– front/rear brakes	Disc brakes with inner cooling and with single-piston floating calliper/disc brakes	Effective head room front/rear (mm)	1,038/980
Steering	Direct rack-and-pinion steering with electro-mechanical power steering	Luggage storage space (max. l)	
Wheels	6.5J x 16"; 7.0J x 17"according to engine version	Without spare tyre, with rear seat backrests – upright/down	625/1,760
Tyres*	215/60 R16; 215/55 R17 according to engine version	Tank capacity (l)	66

Specifications may differ depending on the engine and chassis configuration.



TECHNICAL SPECIFICATIONS SUPERB COMBI	2.0 TSI/140 kW	2.0 TSI/200 kW 4x4	2.0 TDI/140 kW 4x4		
	Turbocharged petrolengine	Turbocharged petrol engine	Turbocharged diesel engine		
ENGINE					
Cylinders/Cubic capacity (cc)	4/1,984	4/1,984	4/1,968		
Max. performance/Revs (kW/rpm)	140/4,200–6,000	200/5,500–6,500	140/3,500–4,000		
Max. torque/Revs (Nm/rpm)	320/1,500–4,100	350/2,000–5,400	400/1,900–3,300		
Air pollution regulation	EU6DG	EU6DG	EU6DG		
Fuel	Petrol, RON min. 95	Petrol, RON min. 95	Diesel		
PERFORMANCE					
Maximum speed (km/h)	230	250	223		
Acceleration 0–100 km/h (s)	7.7	5.7	81		
Fuel consumption (l/100km)					
– urban	8.4–8.5	9.0	5.7–5.8		
– extra-urban	4.8–4.9	6.0	4.5–4.6		
– combined	6.2	71	4.9–5.0		
CO ₂ emissions (g/km) – combined	140–141	161–162	129–132		
Fuel consumption WLTP (l/100 km)					
– low	10.304–11.083	11.743–12461	7.179–8474		
– medium	7.002–7.994	8.119–9.135	5.861–7.083		
– high	5.528–6.875	6.959–8.158	4.913–6.295		
– extra high	6.004–7.829	7.540–9.097	5.391–7.390		
– combined	6.633–8.002	8.038–9.263	5.578–7.134		
CO ₂ emissions WLTP (g/km)					
– low	23341–251.12	266.29–282.23	188.05–222.01		
– medium	158.38–180.91	183.92–206.68	153.52–185.56		
– high	124.88–155.49	157.57–184.50	128.68–164.91		
– extra high	135.70–177.18	170.77–205.83	141.21–193.60		
– combined	150.00–181.10	182.10–209.60	146.10–186.90		
POWER TRANSMISSION					
Type	Front-wheel drive	4x4	4x4		
Clutch	Twin coaxial clutch, electro-hydraulically operated	Twin coaxial clutch, electro-hydraulically operated	Twin coaxial clutch, electro-hydraulically operated		
Transmission	Automatic 7-speed DSG	Automatic 7-speed DSG	Automatic 7-speed DSG		
WEIGHT					
Kerb weight – in standard version with 75 kg driver (kg)	1,557	1,667	1,687		
Payload – incl. driver and extra equipment (kg)	465–664	512–715	512–715		
Total weight (kg)	2,146	2,307	2,327		
Trailer load without brakes (max. kg)	750	750	750		
Trailer load with brakes – 12% (max. kg)	1,800	2,200	2,200		

* The car can be equipped with a set of all-seasontyres. For more information contact your authorised ŠKODA partner.

All diesel engines use Selective Catalytic Reduction. This system injects AdBlue® to reduce mono-nitrogen oxides (NO_x). The volume of the AdBlue® tank is 16 l and consumption depends on the driving style.

FURTHER SPECIFICATIONS

Body		Exterior dimensions	
Type	5-seater, 5-door, 2-compartment	Length/width (mm)	4,862/1,864
Drag coefficient C _w	0.308–0.318 according to engine version	Height (mm)	1,477
Turning circle diameter (m)	11.7	Wheel base (mm)	2,841
Chassis		Track front/rear	1,584/1,572
Front axle	McPherson suspension with lower triangular links and torsion stabiliser	Clearance (mm) – according to engine version	147; 139; 136
Rear axle	Multi-element axle, with longitudinal and transverse links, with torsion stabiliser	Interior dimensions	
Braking system	Hydraulic dual-diagonal circuit braking system vacuum assisted with Dual Rate	Lateral room front/rear (mm)	1,507/1,519
– front/rear brakes	Disc brakes with inner cooling and with single-piston floating calliper/disc brakes	Effective head room front/rear (mm)	1,042/1,000
Steering	Direct rack-and-pinion steering with electro-mechanical power steering	Luggage storage space (max. l)	
Wheels	6.5J x 16"; 7.0J x 17"according to engine version	Without spare tyre, with rear seat backrests – upright/down	660/1,950
Tyres*	215/60 R16; 215/55 R17 according to engine version	Tank capacity (l)	66

Specifications may differ depending on the engine and chassis configuration.

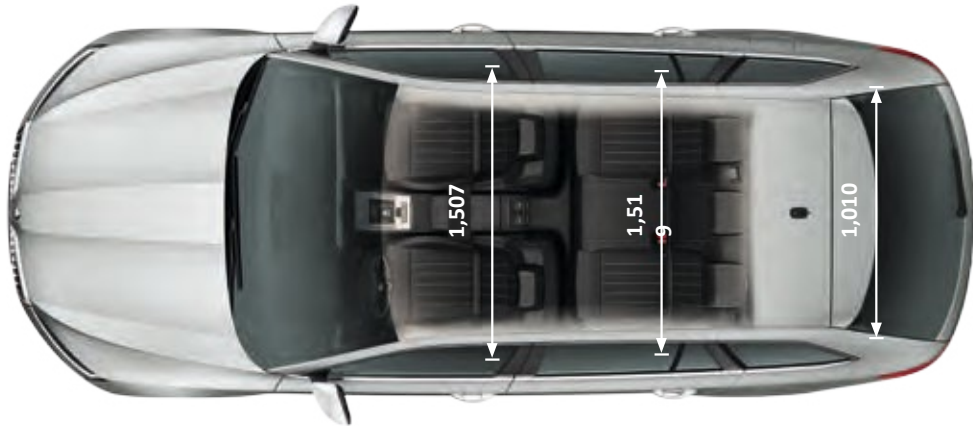

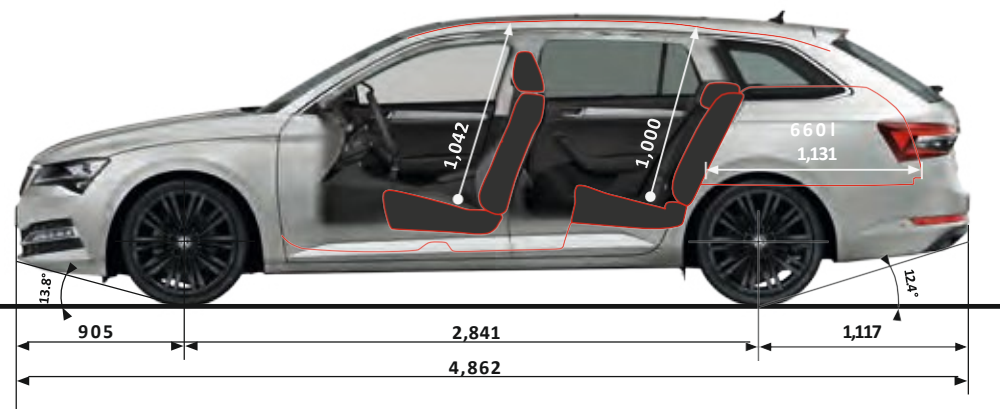


IMAGE DISCLAIMER

The images presented in this catalogue (brochure) are used for illustrative purposes only and are not intended to form part of any contract or warranty. They display pre-series cars and certain illustrations, features, parts and equipment may differ from the actual production cars and from country to country. To get the exact specification of features, parts and equipment, please get in touch with your nearest local ŠKODA dealer.

MyŠKODA App

Get your very own personal digital companion. Download MyŠKODA App featuring PAUL, an interactive assistant who's there to help you, not only with watching over your car, but also with managing your day.

IF YOU'VE ENJOYED READING ABOUT IT
—IMAGINE DRIVING IT

ARRANGE A TEST DRIVE TODAY

FIND YOUR LOCAL DEALER