





Extra space, extra features for extra fun

The XLV is a feature packed SUV as at home in the city as in the great outdoors. The XLV is stylish and practical, with class leading storage capacity, and with its SUV capabilities it includes a whole lot of fun as standard.





The ultimate getaway car

Just pack up the bikes or camping gear and go!
The XLV is standing by to take you wherever you want to be at a moment's notice.
It loads and unloads effortlessly, drives delightfully, and seats five comfortably,
even on the longest escape.



Good looks run in the family

Tivoli XLV is based on its Tivoli sibling and shares the same stylish frontal design. Featuring bejeweled LED driving lights, subtle detailing, clever sculpted profile and a sleek purposeful shape.



Light metal silver bumper
(Grand White, Silent Silver)



Dark metal grey bumper
(all exterior colours except
Grand White and Silent Silver)





Sleek looking space vehicle

We added space without losing looks. The body behind the C-Pillar has been lengthened to provide greater boot capacity, a roomier second-row and enhanced cargo-carrying flexibility. The XLV hides its additional size well with subtle changes to the rear, a purposeful look to the front and the addition of roof rails. The low, coupe-like roofline heightens sportiness yet the Tivoli offers a huge load space – 720 litres.



Outside mirror with built-in LED side repeater



Chrome moulding outlines the bonnet



Upsize your family fun

Tivoli XLV is stylish, practical, fun as well as extra versatile.

If you're looking for a small SUV but don't want to compromise on load capacity

Tivoli XLV is the answer. Whatever you need on your journey – bikes, golf clubs or luggage for five, Tivoli XLV has the answer. With a load capacity bigger than many in the class above.



LED rear combination lamps



Rear bumper and fog lamp

Extra stylish inside

The premium interior has been meticulously designed to not only look stunning but to maximise space and occupant comfort. The result is a modern, luxurious and surprisingly roomy cabin for a compact SUV. Choose from three interior colour schemes natural, beige or black, and a selection of patterned TPU or genuine leather seat covers. For a sportier look, try the brown leather option, which covers the seats, door trim, and grips for the D-cut steering wheel and includes a titanium colored instrument panel.



Brown interior
Premium brown leather



Beige interior



Black interior

Personalise your XLV driving experience

At Ssangyong we believe you shouldn't adapt to your car, your car should adapt to you. The XLV allows you to personalise your driving experience. The XLV's infotainment system comes with a high-definition touchscreen, which supports Apple CarPlay and Google Android Auto. The radio, MP3 player, and USB port are all standard features. You can change the feel of the steering to match your driving style with 'Smart Steering' and the steering column is tilt and height adjustable. The premium leather covering provides a superior tactile feel and can be heated for those winter days. You can even personalise the instrument cluster to match your favourite colour or mood. The cluster's illumination can be set to any of six subtle background colours: red, blue, sky-blue, yellow, white, and black.



Telescopic and tilting steering wheel



Sporty D-cut steering wheel with heating

Smart Steering

The driver can choose among three different steering wheel sensitivity modes to provide just the right degree of responsiveness for specific operating conditions.



Sport

Sport mode boosts steering responsiveness at high speed to ensure maximum operational control and precision.



Normal

Select the Normal mode to maintain the regular amount of steering wheel effort when driving at medium and high speeds.




Comfort

The Comfort mode makes easy work of steering maneuvers when parking or travelling at low speed.

Six-speed automatic



Super-vision cluster / 6 gauge backlight colours



Black

Blue

Red

Sky-blue

White

Yellow



Apple CarPlay and Google Android Auto



Users may connect their smart phone to the display to make phone calls, check messages and listen to music





Black interior

Extra accommodating interior

The XLV interior is a place you'll enjoy spending time in. The front seats look, feel and adjust like those you would find in a sports car, offering you and your passenger maximum comfort and support. Rear passengers have not been forgotten. The second-row seats recline 32.5 degrees for more comfort, providing remarkable roominess for up to three adults in the back.



Brown interior



Beige interior



Storage extras galore

The 720L cargo bay is among the largest in class and comes with shopping bag hook, 220V/115V inverter, luggage net and discrete underfloor storage compartment. The second-row seats recline up to 32.5 degrees for greater passenger comfort, and they can be folded either 60:40 or fully flat for even greater carrying capacity and flexibility. Additional storage areas are conveniently placed around the cabin. The centre console is large enough to fit an iPad, while the glove box comes with a handy inner tray.



Ventilated front seats



Heated front and rear seats



Rear seat inclined 32.5°



720L cargo space

Seating variations



Normal



2nd row folded 40% flat



2nd row folded 60% flat



2nd row folded completely flat

Exciting exterior packages

Choose from six exterior colours and further individualise your XLV by opting for the two-tone body and roof combinations available on the Ultimate Two Tone version. The exterior package can be matched with either 18" diamond-cut alloy or black alloy wheels.



- Exterior colour
- Bumper
- 18" alloy wheels
- Roof and air spoiler
- Outside mirror with turning signals



- Exterior colours
- Bumper
- 18" diamond-cut alloy
- Roof and air spoiler
- Outside mirror with turning signals



- Exterior colour
- Bumper
- 18" alloy wheels
- Roof and air spoiler
- Outside mirror with turning signals



- Exterior colour
- Bumper
- 18" alloy wheels
- Roof and air spoiler
- Outside mirror with turning signals



- Exterior colour
- Bumper
- 18" diamond-cut alloy
- Roof and air spoiler
- Outside mirror with turning signals



- Exterior colour
- Bumper
- 18" diamond-cut alloy
- Roof and air spoiler
- Outside mirror with turning signals





Extra performance and lower emissions

The XLV comes with the e-XDi160 diesel (85kW/3,400-4000 max. power and 300Nm/1,500-2,500 rpm max. torque) is designed for enhanced economy while delivering a smooth and powerful driving experience. The fifth-generation E-VGT turbocharger maximises performance, particularly in the low and mid-ranges for enhanced responsiveness. For enhanced safety and handling, the electronically-controlled all-wheel drive system reduces wheel slippage and provides greater driver control when road conditions are poor.

Smart driving modes

One of three different 'Smart driving modes' can be activated with the flip of a control switch to adjust the engine output to specific driving and road conditions, resulting in smoother and more confident operation.

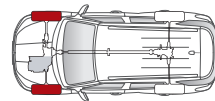
- Eco** Eco mode is used generally to reduce fuel consumption.
- Power** Power mode is switched on when moving into the passing lane, increasing engine torque for passing other vehicles with ease.
- Winter** Winter mode allows the vehicle to start out in second gear, helping to prevent the tyres from slipping on icy surfaces.



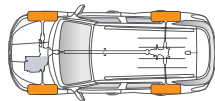
AISIN 6-speed automatic transmission

Active AWD system

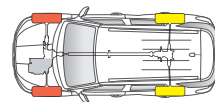
When the AWD system is engaged 60% of the power goes to the rear wheels, and 40% to the front. The system works in tandem with various sophisticated subsystems and a specially-designed chassis to provide off-road performance that is smooth, comfortable and confident.



Mostly **2WD**



50:50 torque distribution
(**4WD** lock)



4WD

e-XDi 160 Diesel engine

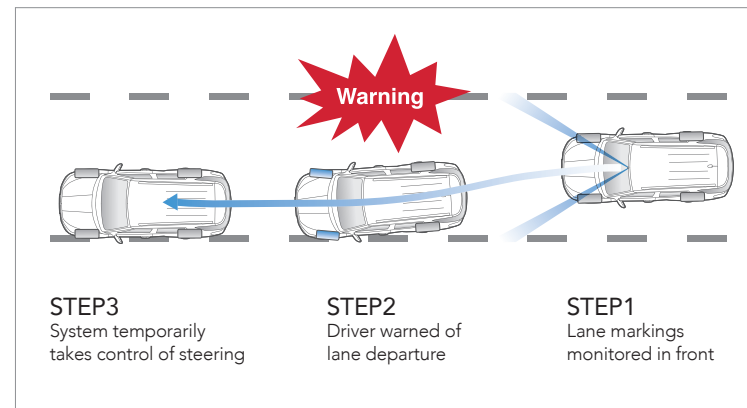
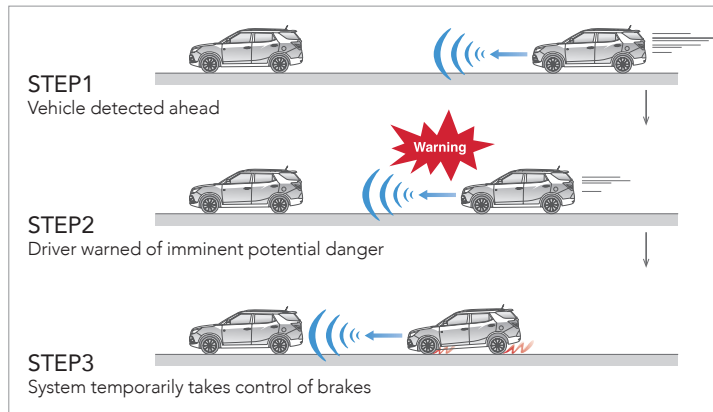


Max Power
85kW/ 3,400~4,000rpm
Max Torque
300Nm/ 1,500~2,500rpm



The latest technologies for extra safety

The XLV comes equipped with many of the same active safety technologies found in much more expensive vehicles. Technology such as state-of-the-art Autonomous Emergency Braking (AEB), a safety system that not only detects and warns the driver, but when necessary automatically avoids a possible hazard or potential accident.



Forward Collision Warning (FCW)

The system alerts the driver of a potential collision ahead when the driver fails to recognize the danger.



Lane Departure Warning (LDW)

The system sounds a warning when the driver, because of a distraction or drowsiness, allows the vehicle to begin moving out of its lane



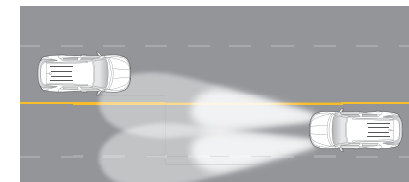
Autonomous Emergency Braking (AEB)

Brake force is applied automatically when the system determines a collision in front is imminent and the driver has failed to respond to the danger. The system only activates when the vehicle is traveling



Lane Keeping Assist (LKA)

Should the vehicle drift across the lane marking because of driver inattention, the LKA will automatically take control of steering and take the vehicle back



High Beam Assist (HBA)

The HBA detects oncoming vehicles at high and lowers the high beams to let the pass. The system also tracks the taillights of vehicles in front and controls the high beams accordingly.

* The systems shown above are designed to enhance driving convenience and safety, but they may not operate under all conditions. Contact your local dealer for details.



Extensive use (71.1%) of high tensile-strength steel plate minimises frame deformation in a collision for maximum protection of vehicular occupants.

Excellent safety technologies


The XLV's diverse active safety systems assist the driver as well as anticipate and avoid potential problems. For example, the Electronic Stability Programme is ready to take charge of engine output and brakes should the driver begin to lose control. Active Rollover Protection keeps the vehicle on track in sharp turns at high speed, while Brake Assist provides the necessary braking force in an emergency. Electronic Brake-force Distribution and Anti-lock Brakes apply brake pressure front and rear proportionate to the number of occupants and weight of the onboard load. Hill Descent Control automatically controls vehicular speed on steep downhill gradients, so the driver can focus on steering. Other systems prevent tyre slippage, help the driver on steep inclines and activate hazard warning lights when braking hard. Passive safety starts with extensive use of advanced high-strength steel in the body construction. Ten key areas on the vehicle are further reinforced through the hot press forming process. Moreover, a total of seven airbags (front, side, curtain and driver's knee) have been deployed for maximum protection of everyone inside. Other standard safety features include LED daytime running lights, and projection headlamps.

7 Airbags

- 1 Driver's frontal airbag
- 2 Driver's knee airbag
- 3 Front passenger's frontal airbag
- 4, 5 Side airbags in the front row (left and right)
- 6, 7 Curtain airbags (left and right)

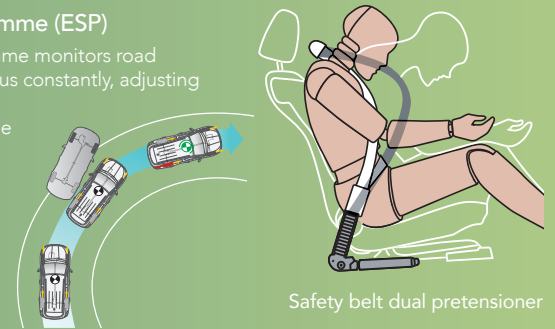


Ultra-high-tensile steel plate at ten key points in the frame to further enhance occupant safety.



Electronic Stability Programme (ESP)

The electronic stability programme monitors road conditions and the vehicle's status constantly, adjusting engine output and braking whenever the system detects the vehicle may lose control. The ESP integrates the antilock brake system, active rollover protection, anti-slip regulation and brake-force assist to improve handling and stability.



Safety belt dual pretensioner

Braking Distance

Large disc brakes front and back perform superbly under diverse driving conditions.



Based on in-house testing results (traveling at 100km/h)

Disc brakes
(Front: ventilated disc / Rear: disc)



Outside parking sensors and camera in rear



Hill start assist (HSA)



Hill descent control (HDC)

XLV - Enjoy all the luxuries including extra space

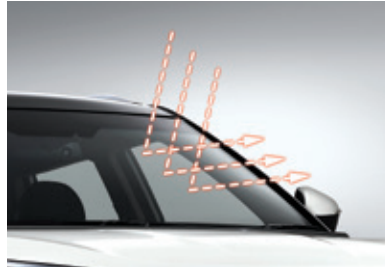




Exterior enhancements and special features



Automatic closing system



Solar control wind screen glass



Safety power window on driver's side



Front fog lamp



Glossy black garnish on A-Pillar



Glossy black garnish on C-Pillar



Fashionable roof racks



HID headlamp with LED daytime running lamp



LED rear combination lamps



Rear fog lamp



Rearview camera with 7" monitor

Interior design and features



Audio remote control on steering wheel / cruise control system



Cluster with 3.5" trip computer



Front camera module (AEB/LDW/LKS/HBA/TSR)with rain sensing and automatic



USB and Aux. ports



Headlamp control and automatic washer switches



Smart key system & folding key



Centre fascia tray



Glove box



Upper open tray on the dash board



Dual-zone fully automatic air-conditioner



Fully automatic air conditioning with dual zone



Centre console box



Map pocket in 1st row doors



Large cup-holders in 2nd row (standard)



Seatback band



Large cup-holder in centre console



Map pocket in 2nd row doors



Luggage multi-hook (left side)



Luggage multi-hook (right side)



220V / 115V inverter



2nd row folded completely flat (1,294L)

Making the most of cargo bay space



Normal seating without luggage board (720L)



Luggage cover



Luggage net



Normal seating with luggage board raised (574L)



Luggage board folded (574L+extra 146L)

Interior colour choices



Black interior



Black / Leather

Geonic-printed TPU



Seatback band



Grey headlining



Beige interior




Beige / Leather

Flat woven



Seatback band



Beige headlining



Brown interior



Brown / Leather




Seatback band



Black headlining

Exterior colours choice



WAA | Grand White



SAI | Silent Silver



ACT | Techno Grey



BAS | Dandy Blue



LAK | Space Black



RAT | Orange Pop

Wheel options



18" alloy wheel +
215/45R tyres



18" alloy wheel +
215/45R tyres
-Diamond Cut



18" alloy wheel +
215/45R tyres



New 16" alloy wheel +
205/60R tyres
(Silver)

FEATURES LIST

MECHANICAL

115ps 1.6-litre e-XDi160 diesel engine
Active AWD with lock mode
6-speed manual transmission with gear change indicator
New Boots-type 6-speed automatic transmission with manual gear change selection
Macpherson strut front suspension
Torsion-beam rear suspension (2WD)
Multi-link rear suspension (AWD)
Electric power steering (EPS)
Voltage stabiliser (regulation region only)
Fuel tank - 47 litre capacity
Smart steer system (Normal, Comfort and Sport mode)
Idle, stop & go (ISG) system with manual transmission

APPEARANCE

Piano-black radiator grille
Bright chrome molding on belt line and bonnet edge
Solar controlled glass - windscreen and front door windows
Privacy glass for rear door windows and tailgate
Fashionable silver roof rails
Sporty rear spoiler with high mounted LED stop lamp
18" alloy wheels with 215/45R tyres - diamond cut or black
18" alloy wheels with 215/45R tyres
16" alloy wheels with 205/60R tyres
125/80R16 emergency spare tyre
Full-sized spare tyre
Leather steering wheel cover
Leather-covered gear knob
Titanium-paint accented instrument panel with beige and black interior
Titanium-paint and brown accented instrument panel with brown interior
Floor mats
Head lining - knit
Level adjustable projection headlamps
Level adjustable HID headlamps

LED daytime running lamps

Rear combination lamp with LED
Two-tone lower mouldings
Exterior door handles in body colour
Hybrid wiper blades
Interior door handles in chrome
Interior door handles in Titanium paint (standard)
Stainless steel front door scuff
PVC front door scuff (standard)
Hang on type accelerator pedal
Two-tone exterior colours (optional)
Mood lighting on door trim and central fascia

SEATING

6-way powered driver's seat
Height adjustable driver's seat
60:40 split folding rear seats with fold down central armrest including cup holder
Premium brown-coloured leather upholstery with quilting pattern
Black-coloured leather upholstery
Geonic-printed Thermoplastic polyurethane (TPU) upholstery (Black)
Beige-coloured leather upholstery
Ventilated front seats
Heated front and rear seats
Adjustable front seat headrests
32.5° reclining rear seats

CLIMATE CONTROL

Fully automatic air conditioning with dual zone, temperature sensor and digital display
Manual air conditioning (standard)
Rear heating duct to optimise climate control throughout the vehicle
Positive temperature coefficient (PTC) heater with diesel engine

CONVENIENCE

Super vision instrument cluster with a choice of six back light colour options
Conventional instrument cluster (standard)
LED repeaters on exterior mirrors
LED repeater on fender (standard)
Electronic cruise control
7" high-resolution touch screen with audio streaming and link to rearview camera
USB memory slot and Aux. port
Bluetooth hands-free
Car connectivity (Apple CarPlay & Google Android Auto)
Roof-mounted pole antenna
Heated rear window with defrost timer
Powered safety sunroof - slide & tilt - and roof blind
Safety power window on driver side
Remote keyless entry system with folding key and panic alarm
Dual smart key with electronic steering column lock and auto closing system
Six speakers, including two tweeters for high level sound output
Steering wheel-mounted audio controls
Trip computer with outside temperature gauge
12V DC power outlets beneath the instrument panel and in the cargo room
Exterior mirrors - electrically adjusted, folded & heated
Automatic headlamp activation and rain sensing wipers
Portable ashtray
Keyhole illumination
Digital clock
Dual gas-filled tailgate struts
New centre storage console
Tailgate mounted handgrip for easy closing
Cup holders on the front console
Sun visors with illuminated vanity mirror
Sun visor vanity mirror (standard)
Luggage cover and load net
220 Voltage / 110 Voltage power inverter in the trunk
Two-stage trunk luggage board
Toolbox in the cargo room
Electronic tailgate release
Telescopic and tilting steering wheel
Heated steering wheel cover

SAFETY

Autonomous emergency braking system (AEBS)
Forward collision warning (FCW)
Lane departure warning system (LDWS)
Lane keeping assist system (LKAS)
High beam assist (HBA)
Reinforced monocoque body structure
Door impact beams for optimal protection from side impact
Front airbags for driver and passenger
Safety belt load limiters and dual pre-tensioners
Curtain airbags front and rear
Side airbags for first row
Knee airbag for driver
Airbag On / Off switch for front passenger
Rear parking sensors
Front parking sensors
4-channel anti-lock braking system
Electronic stability programme with hydraulic brake assist, hill start assist, hill descent control and active roll-over protection
Emergency stop signals
Ventilated front disc brakes
Rear disc brakes
Bulb-type front fog lamps
Rear fog lamp
Door-mounted courtesy lights
Immobiliser anti-theft system
Intermittent rear window wiper and washer
Hand-operated parking brake
Childproof safety locks
Automatic speed-sensing door locks
Height-adjustable safety belt (front)
Reminder alarm with speed-sensing feature for front and rear safety belts
3-point central rear safety belt
ISO-FIX and tether anchorage for child seat
Electro-chromatic rearview mirror
Tyre pressure monitoring system (TPMS)
Visual VIN

- Some of features may be optional or not be available according to market. Please contact your local dealer for the exact details regarding vehicles sold in your area.

TECHNICAL DATA

ENGINE			DIESEL 1.6L(115ps)		
DRIVEN WHEELS			2WD	AWD	
TRANSMISSION			6AT	6AT	
DIMENSIONS	Overall length		mm	4,440	
	Overall width		mm	1,798	
	Overall height		mm	1,605 (1,635: with roof rack)	
	Wheelbase		mm	2,600	
	Tread	Front	mm	1,555	
		Rear	mm	1,555	
	Overhang	Front	mm	865	
		Rear	mm	975	
	Approach angle		degree	20.0	
	Departure angle		degree	20.8	
	Ramp angle		degree	17.0	
	Min. clearance		mm	167	
	Min. turning radius		m	5.3	
WEIGHT	Gross vehicle weight		kg	1,970	2,060
	Kerb weight		kg	1,425~1,489	1,535~1,599
	Gross trailer weight	Braked	kg	1,500	
		Unbraked	kg	500	
ENGINE	Fuel		-	Diesel	
	Fuel tank		L	47L	
	Capacity		cc	1,597	
	Bore X stroke		mm	76 X 88	
	Compression ratio		-	15.5 : 1	
	Number of cylinders		-	4 in-line	
PERFORMANCE	Max. power	kW/rpm	84.6 / 3,400~4,000		
		ps/rpm	115 / 3,400~4,000		
	Max. torque	Nm/rpm	300 / 1,500~2,500		
		kg.m/rpm	30.6 / 1,500~2,500		
	Max. speed	km/h	174	174	
FUEL CONSUMPTION	Urban	L/100km	7.5	7.9	
	Extra urban	L/100km	4.9	5.3	
	Combined	L/100km	5.9	6.3	
	CO ₂ (combined)	g/km	154	164	

DIMENSIONS



1,555mm
1,798mm



2,600mm
4,440mm



1,605mm (1,635)
1,555mm

* The fuel economy can vary according to road conditions or driver's habits.

* The above technical data can vary slightly by regional certification requirements or sales specifications.

* The above figures are based on the Euro 6b standard. For more accurate details, please contact your local dealers.

* Suspension: 2WD with Torsion beam, AWD with Multi-link



SsangYong Motor Company

ssangyong.com.au

SSangYong Australia Pty. Ltd.
Tenancy 1, 424 Warrigal Road,
Heatherton, Victoria 3202.

This brochure details specifications and features of the 2018 SsangYong XLV. Some driver assistance features and safety features described in this brochure are designed to function using sensors, whose performance may be affected under certain weather or environmental conditions. Not all features will be available on the entire 2018 SsangYong XLV. Please visit our website www.ssangyong.com.au for more information. This brochure is designed to provide you with a general introduction to the SsangYong Products (including available optional equipment) referred to, and should be read in conjunction with the latest specification sheet. Image and Illustrations are for information purposes and are indicative only. Because of changes in conditions and circumstances SsangYong* reserves the right, subject to all applicable laws, at any time, at its discretion, and without notice, to discontinue or change the features, designs, materials, colours and other specifications and the prices of its products, and to either permanently or temporarily withdraw any such products from the market without incurring any liability to any prospective purchaser or purchasers. The latest specification sheet should be referred to for information on the availability, ordering and use of features and optional equipment. Always consult an authorised SsangYong Dealer for the latest information with respect to features, specifications, prices, optional equipment and availability before deciding to place an order.