

Jimny



Way of Life!



No other compact 4x4 has the features, the heritage, or the experience. With its rigid ladder frame, high ground clearance and ALLGRIP PRO drive system, the new Jimny stays true to its origins of offering uncompromising off-road ability. For nearly 50 years it has been carving out a reputation as one of the toughest, most tenacious off-roaders out there.

Who else can live up to the legend?

ONLY JIMNY.

Capable in the extreme

There are key features that define a true off-road machine. The all-new Jimny concentrates them into a compact package that's tough enough to take on the harshest conditions and most extreme environments New Zealand has to offer. Lightweight and seriously capable, the Jimny is equipped with Suzuki's ALLGRIP PRO system and a full ladder chassis allowing you to get into the heart of the wilderness.



RIGID LADDER FRAME


From the very first generation, the Jimny has always featured a robust ladder frame.



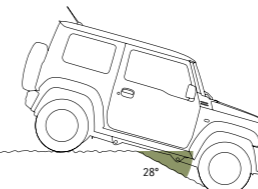
3-LINK COIL SPRING RIGID AXLE SUSPENSION

When you want to take on the rough stuff you need full-width rigid axles in both the front and rear. When an obstacle pushes one wheel up, the axle presses the other wheel down to increase tyre contact and traction. Whatever lies in your path – mud, loose rocks, slippery roots, Jimny's go-anywhere ability is legendary.


Departure angle



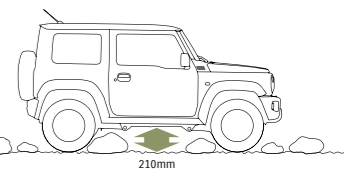
Ramp breakover angle



Approach angle



Ground clearance



AMPLE BODY ANGLES AND CLEARANCE

The Jimny lets you explore to the limit with generous approach, ramp breakover, and departure angles. Its high ground clearance lets you take on the steepest slopes, sharpest descents and gnarliest obstacles without scraping or catching.

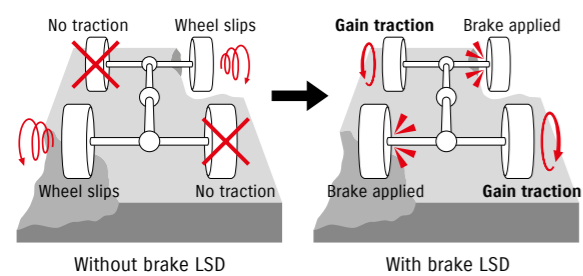
PART TIME 4WD WITH LOW RANGE TRANSFER GEAR

On-road. Off-road. No road. The Jimny has the torque and traction for every situation. On paved surfaces, 2H (2WD) mode offers a smooth, quiet ride with maximum fuel-efficiency. On flat dirt roads or in the snow 4H gives you 4WD traction combined with higher speeds. When the going gets really tough there's 4L mode for maximum torque and traction. With ALLGRIP PRO you gain maximum traction for any situation. Jimny gives you true on and off-road mastery.



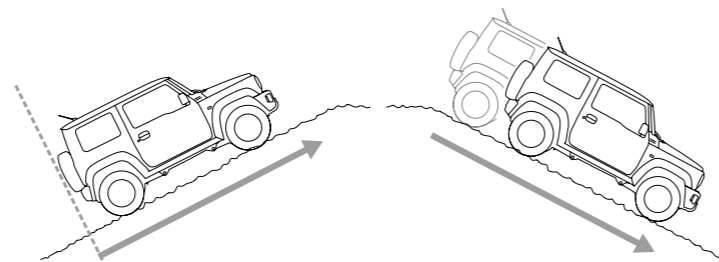
Power to go anywhere

Push it, punish it and take it to extremes. The all-new Jimny has the unrivalled agility, precision control and power you need to get to the wildest places and back again safely. With dogged determination, tenacious torque and shedloads of grunt, Jimny is built so you can depend on it.



BRAKE LSD TRACTION CONTROL

Cover slippery ground with confidence. If two diagonal wheels lose grip while on slippery surfaces, the limited-slip differential traction control automatically brakes the slipping wheels and redistributes torque to the other two wheels, allowing the Jimny to continue safely.



HILL HOLD CONTROL

Move upward and onward when starting on steep slopes. Even on bumpy slopes that vary side-to-side, this feature helps prevent rolling rearwards so you can focus on controlling acceleration.

HILL DESCENT CONTROL

On tricky descents, with a push of the button, the brakes will automatically apply to maintain a fixed speed so you can concentrate on steering without using the brakes or clutch.

NEW 1.5L ENGINE

The heart of the all-new Jimny is a robust 1.5L power plant designed for strong torque through a wide rpm range for gutsy off-road performance. Lightweight and compact, it delivers outstanding power with high fuel-efficiency.

POWER: 75 kW **TORQUE:** 130 Nm
FUEL: 6.4-6.9 L/100 km combined

4-STAGE AUTOMATIC

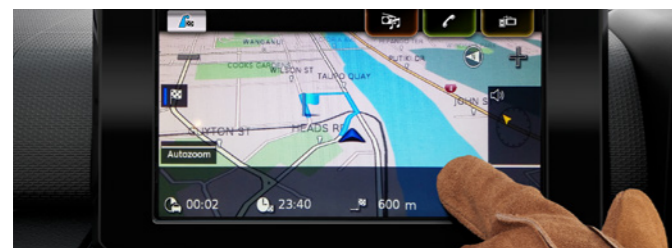
The smooth-shifting electronic automatic transmission makes driving effortless on-road, and allows the driver to concentrate on driving when in challenging situations.

5-SPEED MANUAL

The chunky shift lever controls 5 gears carefully chosen to maximise the performance characteristics of the engine, giving driving control under all conditions.

Purposeful. Practical. Professional.

The all-new Jimny's interior is modern and comfortable, with rugged surfaces, flat-folding rear seats and plenty of storage space. The stylish, practical dash provides connectivity, entertainment and information at your fingertips, designed to keep you focussed on serious off-roading or the urban melee without distraction.

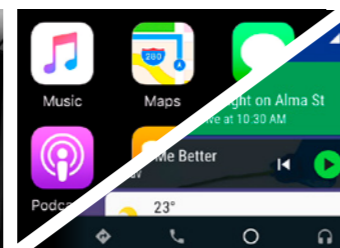


7-INCH INFRARED TOUCHSCREEN

Even while wearing gloves, enjoy easy fingertip command of the audio and navigation system on the high-mounted infrared touchscreen. Explore afar with easy access to maps on the built-in satellite navigation system.

BLUETOOTH® AND USB

Bluetooth® lets you connect wirelessly to your music and contacts on your smartphone. You can answer calls while you're travelling or change tracks without taking your hands off the wheel. You can also connect your smartphone or device via USB.



APPLE CARPLAY®

Make phone calls, access your music, send and receive messages, and get directions using voice command or touchscreen.

ANDROID AUTO™

Puts Google Maps™, Google Search™ and other Google services at your fingertips.



CLIMATE CONTROL AIR CONDITIONING

A high-contrast LCD display makes it easy to set the automatic air conditioning to your preferred comfort level.



CRUISE CONTROL & SPEED LIMITER

Cruise control adds to your comfort by maintaining a consistent speed. The speed limiter allows you to set a maximum speed for safe driving.



SPACE TO FILL

Be packed and ready for every possibility. Convenient pockets and holders keep your smartphone, beverages, and personal items close at hand. The expansive rear floor and seatbacks are resin coated for easy cleaning and a rear power socket lets you use power tools and appliances.



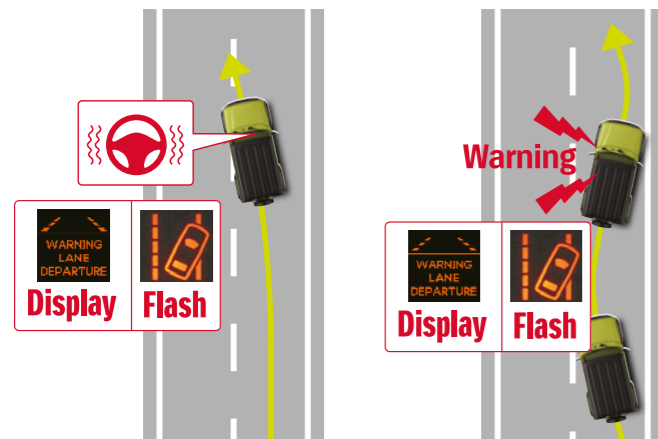
Go safely and explore

Safety is important whether you're commuting in the city or slogging it out in the middle of nowhere. The all-new Jimny offers the protection of 6 SRS airbags and the added confidence of ESC (Electronic Stability Control). There's also Suzuki Safety Support - a suite of preventative safety features designed to detect potential accidents and help avoid them.



LANE DEPARTURE WARNING

The Jimny helps you stay on track. Should you unintentionally stray from your lane while driving at 60km/h or faster, this feature is designed to vibrate the steering wheel and issue a visual warning to encourage safer driving.



WEAVING ALERT

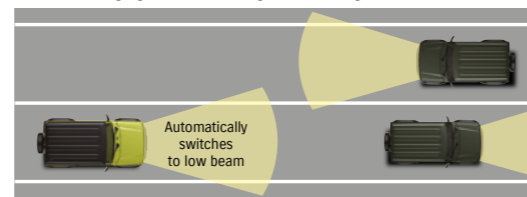
This system calculates your driving pattern and issues audio and visual warnings if it detects you're "wandering" due to driver fatigue, for example.



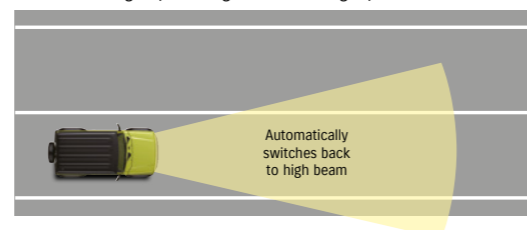
HEADLIGHT HIGH BEAM ASSIST

At 40km/h or faster, Jimny's high beam assist can automatically switch the headlights between high and low beam depending on the presence of other vehicles and the lighting environment.

After detecting lights of oncoming or preceding vehicle



When oncoming or preceding vehicle no longer present



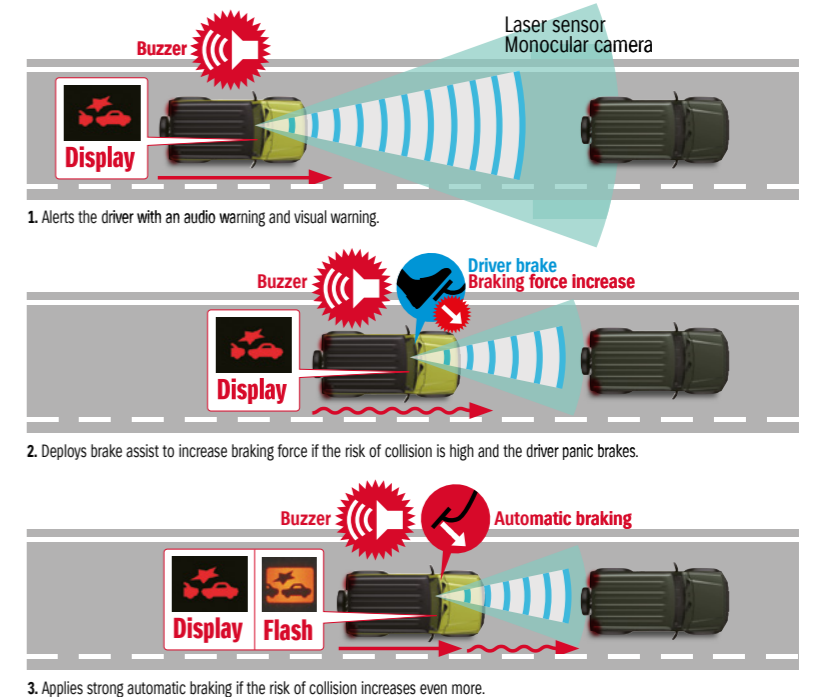
AUTONOMOUS EMERGENCY BRAKING (AEB)*

When moving, the all new Jimny uses two sensors – a monocular camera and a laser sensor – to determine if there is a risk of collision with a forward vehicle or pedestrian.

**Note: There is a limit to the ability of the monocular camera and laser sensor to detect obstacles and lanes, and control the vehicle. Please do not rely on the system: always drive safely. AEB is designed to support the driver only in emergency situations. The driver remains responsible for the vehicle at all times.*

6 AIRBAGS

Jimny features six airbags for the driver and passenger seats including SRS side airbags and SRS curtain airbags for safety and protection.





Equipment and Specifications

COMFORT

Steering tilt adjust	•
Front electric windows	•
Electrically adjustable exterior mirrors	•
Cruise control with speed limiter	•
Remote entry with hazard answer-back	•
Media system	•
Two speaker Tuner/MP3/WMA	•
USB input	•
Bluetooth® hands-free connectivity	•
7-inch Infrared touchscreen	•
Satellite navigation	•
Apple CarPlay® and Android Auto™	•
Climate control air conditioning with pollen filter	•

INSTRUMENT PANEL

Tachometer	•
Info display	•
Digital clock	•
Outside temperature gauge	•
Gear position indicator (auto)	•
Fuel consumption gauge instant/average	•
Driving range	•
Light-off / key reminder	•
Driver's and passenger's seat belt alarm and warning lamp	•
Rear seat belt reminder	•
Door ajar warning lamp	•
Fuel warning indicator	•

INTERIOR

Fabric seats	•
Steering wheel	•
Leather covered	•
Cruise, speed limiter, phone and audio controls	•
Cabin light - 3-position	•
Luggage area light	•
Luggage area under-floor storage box	•
Bottle holders (2 central)	•
Sun visors - both sides	•
Ticket holder & vanity mirror on both sides	•
Day / night rear view mirror	•
Front seatback pocket - passenger's side	•
50:50 split folding rear seats with resin-coated backs	•
2 x Rear seat head restraints	•
3 x Assist grips	•
Remote fuel lid opener	•

EXTERIOR

Styling	•
Wheel arch extensions	•
Drip rails	•
Hard spare wheel half cover	•
Headlamps	•
LED projector headlamps	•
Automatic levelling device	•
Lamp washer	•
Privacy glass (rear windows and door)	•
2-speed wipers with variable intermittent and washer	•
Rear window demister, & wiper/washer	•
Front fog lamps	•
Daylight running lamps	•
15 inch alloy wheels	•

SAFETY & SECURITY

ABS with EBD and Brake assist	•
Electronic Stability Control (ESC)	•
SRS dual front airbags	•
Driver and passenger side airbags	•
Front and rear curtain airbags	•
Side impact beams	•
Dual sensor brake support	•
Lane departure warning	•
Weaving alert	•
Headlamp high beam assist	•
'Guide Me' light function	•
Shift lock & key interlock (auto only)	•
Decoupling mechanism for brake and clutch pedals	•
Seat belts	•
Front 3-point ELR with pre-tensioner x 2	•
Rear 3-point ELR with pre-tensioner x 2	•
High mounted stop lamp	•
ISOFIX child seat restraint system x 2	•
Engine immobiliser	•
Hill hold control	•
Hill descent control	•



Bluish Black Pearl 3 (ZJ3)



Jungle Green (ZJC)



Medium Grey (ZVL)




Superior White (26U)



Chiffon Ivory Metallic / Bluish Black Pearl 3 (2BW)



Kinetic Yellow / Bluish Black Pearl 3 (DG5)



Interior fabric



Spare wheel half cover

DIMENSIONS

		MANUAL	AUTO
Overall length	mm	3,480	
Overall length (incl. spare wheel)	mm	3,645	
Overall width	mm	1,645	
Overall height	mm	1,720	
Wheelbase	mm	2,250	
Tread	mm	1,395	
Front	mm	1,395	
Rear	mm	1,405	
Ground clearance	mm	210	
Approach angle	deg	37	
Ramp break-over angle	deg	28	
Departure angle	deg	49	
Minimum turning radius	m	4.9	

WEIGHTS

Curb weight (min)	kg	1,095	1,110
Gross vehicle weight	kg	1,435	

ENGINE

Type	K15B		
Number of cylinders	4		
Number of valves	16		
Piston displacement	cm ³	1,462	
Bore x stroke	mm	74.0x85.0	
Compression ratio	10:1		
Maximum output	kW/rpm	75/6,000	
Maximum torque	Nm/rpm	130/4,000	
Fuel distribution	Multi-point injection		
Fuel type	91RON		
Fuel consumption	Combined	6.4*	6.9*
CO2 emissions	g/km	146	158

TRANSMISSION

		5MT	4AT
Type	5MT / 4AT		
Gear ratio			
1st	4.425	2.875	
2nd	2.304	1.568	
3rd	1.674	1.000	
4th	1.190	0.697	
5th	1.000	-	
Reverse	5.151	2.300	
Final gear ratio	4.090	4.300	
Transfer gear ratio	High	1.000	1.320
Low	2.002	2.644	

CHASSIS

Steering	Recirculating ball		
Brakes	Front	Solid disc	
Rear	Drum, leading and trailing		
Suspension	Front	3-link rigid axle with coil spring	
Rear	3-link rigid axle with coil spring		
Tyres	195/80R15		

CAPACITY

Seating capacity	Persons	4	
Luggage capacity	Rear seat folded	Litres	377
(VDA Method)	Rear seat raised	Litres	85
Fuel tank capacity	Litres	40	
Towing capacity	Unbraked / Braked	500 / 950	

SUZUKI NEW ZEALAND LIMITED 1 HEADS ROAD, WHANGANUI. WWW.SUZUKI.CO.NZ

Standard and optional equipment available may vary from time to time. Some international models illustrated – please enquire at your Suzuki dealer for exact specifications. Suzuki New Zealand Ltd reserves the right to change, without notice, prices, colours, materials, equipment, specifications and models, and also to discontinue models. *Figures for combined test – your fuel consumption will vary due to factors such as vehicle condition, driving style and traffic conditions.

For more details including iPhone models compatible with Apple CarPlay, see: <http://www.apple.com/ios/carplay>. Apple, Apple CarPlay and iPhone are trademarks of Apple Inc., registered in the U.S. and other countries. Android Auto requires the Android Auto app from Google Play, and an Android compatible smartphone running Android™ 5.0 Lollipop or higher: <https://support.google.com/androidauto>. Android and Android Auto are trademarks of Google LLC.



THE SUZUKI WAY OF LIFE



When you buy a Suzuki, you're not just buying a car, you're joining the Suzuki family – the Suzuki Way of Life. We make some of the world's favourite compact vehicles and take great pride in the level of service and support we offer our customers. Our New Zealand dealer network is second to none and we've won more independent customer satisfaction awards than any other manufacturer.



BIG ON SMALL CARS AND SUVs

Suzuki is one of the biggest car makers on the planet today, and we got here making small cars. We didn't just jump on the efficiency bandwagon, we've been leading the way for over 100 years – it's in our DNA. No other manufacturer can match our experience.

Today, as the world becomes increasingly motorised, the mantra of 'smaller, fewer, lighter, cleaner' takes on even more importance. With Suzuki's small car expertise we're leading the way with a range of small cars and SUVs designed for modern lifestyles. Featuring next-generation technology, our highly fuel-efficient compact vehicles are purpose-built for minimum environmental impact and maximum enjoyment. In New Zealand, Suzuki's new vehicle fleet is the cleanest of any mainstream brand. (2018 result for top 10 vehicle manufacturers.)

INVOLVED IN OUR COMMUNITY

Suzuki New Zealand support a number of organisations and worthy causes in our community. We encourage kiwis to get involved in an active lifestyle at all levels. We help out with fun events with a focus on family, community, and the environment and we support the things Kiwis care about.

LEUKAEMIA & BLOOD CANCER NZ

With a vision to cure and a mission to care, this amazing organisation works tirelessly helping everyday Kiwis come to terms with leukaemia, lymphoma, myeloma and related blood conditions. Last year, the frontline support services team covered more than 50,000 kilometres in their brightly coloured Suzuki Balenos and Swifts; providing patients, their family and friends with emotional and practical support.

MAKING DRIVERS SAFER

To help make our roads safer for everyone, Fleetcoach has developed a virtual driver training programme for employers to identify, train and upskill their staff. State-of-the-art interactive videos put drivers behind the wheel of a Suzuki, allowing them to identify driving hazards and improve their road safety skills online.



SILVER FERNS



REAL VALUE

Real Value isn't just about sharp pricing, it's about worry-free enjoyment of your new Suzuki and protecting its on-going value.

5 YEAR WARRANTY PACKAGE

A comprehensive 3 year/100,000 km new vehicle warranty. This covers your entire vehicle for the most important part of its lifecycle and includes a 2 year powertrain warranty extension for a total of 5 years worry-free motoring.

5 YEAR SUZUKI ASSIST

This is one of New Zealand's most comprehensive roadside assistance programmes. It has you covered all day, every day for 5 years from when you first buy your Suzuki – no matter how many kilometres you travel.

SUZUKI BENEFITS PROGRAMME

Purchasing a Suzuki gives you access to the Suzuki Benefits Programme offering a host of benefits like discounts on fuel, rental vehicles, insurance and a whole lot more.

www.suzuki.co.nz

