

S-CROSS





Imagine where you'll go

Whether you are reaching for new horizons, traversing the unknown or simply popping out for a coffee, the new S-Cross will take you there. With its bold European styling, smooth 6 speed auto and extra-roomy interior, you have the freedom to explore it all. The advanced 5-star safety features and exceptional efficiency (5.9-6.3 L/100km combined cycle) of a 1.6 VVT or 1.4 BoosterJet engine provide the assurance of smooth performance. All that remains is to imagine where you'll go.



6-STAGE AUTO

With the close ratios of the 6-stage automatic gearbox, the gear shifts are almost imperceptible. When you're ready for some fun, take control using the paddle shifters on the steering wheel.



LTD ENGINE

The 1.6 VVT engine is optimized for superior fuel economy and smooth performance across the rev range.

Power: 88 kW
Torque: 156 Nm
Fuel: 6.0-6.3 L/100 km combined



PRESTIGE ENGINE

The advanced 1.4L BoosterJet direct-injection turbo petrol engine delivers 20% more power and a massive 40% more torque than the 1.6 model while still achieving amazing fuel economy.

Power: 103 kW
Torque: 220 Nm
Fuel: 5.9 L/100 km combined

Spread your wings

S-Cross is all about having no limits. For a big load of cargo, big dreams, or a big family, the innovative SUV design accommodates it all with room to spare. Its flexibility gives you options: more things to carry, more places to go, and more ways to enjoy life. The elegant lines of the S-Cross flow smoothly from the front to the back. No matter what angle, no matter where you go, the message is the same; live life to the full.



BUILT TO TRAVEL

Even with five people aboard, there's up to 440 litres of luggage space. A multi-position luggage board, light, luggage hooks and a 12V accessory socket provide added convenience. The 60:40 rear seat configuration allows larger items to be stowed easily in the rear.



ROOMIER CABIN

Five adults can stretch out in comfort with increased cabin room compared to most models in the class. Plentiful legroom assures a relaxing ride.



ADJUSTABLE STEERING WHEEL

Telescopic and tilt adjustment on the steering wheel allows drivers to position it according to their size and personal preference.



ADVANCED HEADLAMPS

Prestige models feature auto-levelling and light-sensing LED projector headlamps as well as LED positioning lamps.



FRONT FOG LAMPS

Chrome-accented fog lamps echo the dynamic contours of the headlamps.



INTEGRATED ROOF RAILS

The black (LTD) or silver (Prestige) roof rails combine sharp looks with aerodynamic smoothness, and ensure the S-Cross is always ready for your next adventure.



AERODYNAMIC MIRRORS


The body-coloured door mirrors are shaped for low drag, low wind noise, and accordingly superior fuel economy. They are electrically adjustable and auto-folding, and have built-in turn-signal lamps.

Feel the difference

Step inside the S-Cross and you're immediately wrapped in refinement. You feel the quality in the plush seats and sophisticated interior and sense that every detail is exactly where it should be. The highly advanced yet user-friendly multimedia Sat Nav system with Bluetooth connectivity, Apple CarPlay and reversing camera are at the ready. The car becomes part of you, as inspired and excited about exploring the world as you are.

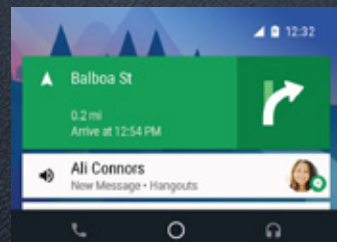
7 INCH TOUCHSCREEN

To keep you entertained and informed S-Cross has a centrally located 7-inch touchscreen display. This features a voice-activated audio navigation system, smartphone connectivity, and a reversing camera. With Bluetooth®, S-Cross is wirelessly connected to your music and contacts on your smartphone for hands-free operation. Plus with Apple CarPlay and Android Auto you can access a range of phone apps to simultaneously broadcast on the touchscreen display.



INFORMATION, ENTERTAINMENT, AND CONNECTIVITY

The 7-inch touchscreen display comes with a built-in reversing camera to help you park and back-up safely. It also gives you intuitive access to a range of multimedia features including audio, hands-free phone, navigation, and smartphone integration.



APPLE CARPLAY allows you to connect your compatible iPhone via USB. Then you can make phone calls, access your music, send and receive messages, and get directions using voice command or touchscreen.

ANDROID AUTO puts Google Maps, Google Search and other Google services at your fingertips.

DUAL-ZONE CLIMATE CONTROL

Dual-zone climate control gives personalised comfort by letting the driver and front passenger set temperatures independently of each other.

HANDS FREE CALLING

Bluetooth® connectivity allows you to answer calls while you're travelling, without moving your hands from the wheel or your attention from the road.

CRUISE CONTROL & SPEED LIMITER

Cruise control maintains your speed to a set level, while the speed limiter function allows you to set a maximum speed for safe driving.

KEYLESS ENTRY AND START

Lets you unlock the vehicle by pressing a button on the door handle, and start the car while the key stays safely in your pocket.




For more information and to check the compatibility of your device with any of the different technologies, please visit the relevant website for Apple CarPlay®. Apple CarPlay® is a registered trademark of Apple Inc. Android Auto™ Google Maps™ and Google Search™ are trademarks of Google Inc.



Choose your drive

The S-Cross AWD is a true all-weather, all-terrain, all-you-need performer built to challenge expectations on and off road. Its strong go-anywhere performance and smart design inspires new directions. Suzuki's unparalleled experience comes to the fore with the integration of ALLGRIP technology; a system designed to maximise the performance of the transmission, engine and safety systems depending on road surfaces and conditions. With four selectable ALLGRIP SELECT modes, you are able to easily modify the S-Cross' handling at the touch of a button. Now, see how far that freedom can take you.



AUTO MODE

Prioritises fuel economy in typical driving conditions. The system automatically switches to 4WD if it detects slippage.




SPORT MODE

Improves cornering performance by allocating more torque to the rear wheels. Engine response is improved by optimizing the accelerator and torque characteristics.



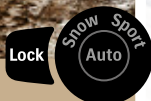
SNOW MODE

Optimal for snowy, unpaved, and other slippery surfaces. Enhances traction during acceleration and promotes stability.



LOCK MODE

For getting out of snow, mud, or sand. Apportions more torque to the rear wheels, while the ESP and other control technologies are optimised to get the car free.





SEVEN AIRBAGS
Extra protection comes from front and side airbags for the driver and front passenger, a knee airbag for the driver, and left and right side curtain airbags.



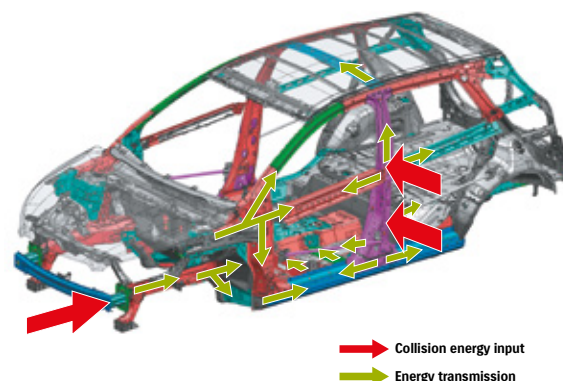
ESP® CONTROL SYSTEM
An Electronic Stability Programme (ESP) supplements the inherent stability by automatically adjusting the engine and brakes if the wheels lose traction.



HILL-HOLD ASSIST
Hill-hold assist prevents the vehicle from rolling backwards when moving your foot from the brake to the accelerator pedal, making hill-starts safer.

Explore with confidence

Let your sense of adventure take the lead in the S-Cross. Set out in a vehicle that's been designed and built for the unexpected. High performance technologies help keep you safe on the road, backed up by top-of-the-line safety features. Take the adventurous road. Take the safe road. They're the same in the new S-Cross.



5-STAR SAFETY
S-Cross has been awarded the maximum ANCAP safety rating of 5 stars, and is acknowledged as one of Europe's safest cars.

SAFETY-ENGINEERED BODY
The body incorporates Suzuki's TECT (Total Effective Control Technology) for lightness and occupant safety. Crumple zones absorb and dissipate energy, and remaining energy is directed around the cabin.



ABS WITH EBD
Braking force on each wheel is automatically adjusted to provide exactly the right amount of pressure and bring the car to a safe, controlled stop.

BRAKE OVERRIDE SYSTEM
All models are fitted with throttle override technology, enabling the driver to halt the car in the unlikely event the brake and accelerator pedal are depressed at the same time. Should impact occur, the brake pedal will detach, further protecting the driver.

REAR PARKING SENSORS
Four ultrasonic sensors in the rear bumper help with parking by detecting obstacles and sending a visual and audio warning to the driver (Prestige).

SEATBELTS
Front seats are equipped with three-point ELR seatbelts with pretensioners and force limiters for enhanced safety. Rear seats include three-point ELR seatbelts, two ISOFIX and three child seat tether anchorages.



S-CROSS

Equipment and Specifications

COMFORT		LTD 2WD	LTD AWD	PRESTIGE 2WD
Power steering		●	●	●
Tilt and telescopic-adjustable steering column		●	●	●
Electric windows front and rear		●	●	●
Steering wheel paddle shifters		●	●	●
Cruise control and speed limiter		●	●	●
ALLGRIP 4-mode driving dial		-	●	-
Entry and start	Remote with hazard answer-back	●	●	●
	Keyless entry and push-button start	●	●	●
Dual zone climate air conditioning with pollen filter		●	●	●
Media system	7-inch touch-screen tuner/SD	●	●	●
	Apple CarPlay® and Android Auto™	●	●	●
	Satellite navigation	●	●	●
	USB input	●	●	●
	Reversing camera	●	●	●
	Handsfree Bluetooth® connectivity	●	●	●
Door mirrors	Six speaker system	●	●	●
	Electrically adjustable	●	●	●
	Electrically folding with turn signals	●	●	●

INSTRUMENT PANEL		LTD 2WD	LTD AWD	PRESTIGE 2WD
Tachometer		●	●	●
Illuminated instrument panel with dimmer		●	●	●
Information display	Digital clock	●	●	●
	Gear position indicator	●	●	●
	Outside temperature gauge	●	●	●
	Fuel consumption (instant/average)	●	●	●
	ALLGRIP driving mode indicator	-	●	-
Lights-on key reminder and door-ajar warning lamp		●	●	●
Seatbelt warning system for all seating positions		●	●	●

INTERIOR		LTD 2WD	LTD AWD	PRESTIGE 2WD
Cabin lights	Front map, footwell, glovebox	●	●	●
	Centre cabin, lower box, vanity mirrors	●	●	●
Seat upholstery	Fabric with contrast stitching	●	●	-
	Leather	-	-	●
Drink holders	4 front, 4 rear	●	●	●
Leather steering wheel with cruise, audio, and phone controls		●	●	●
Centre armrest		●	●	●
60:40 split rear seats with two locking positions		●	●	●
Adjustable head restraints x5		●	●	●
Chrome garnishes		●	●	●
Front door storage pockets / arm rests		●	●	●
Overhead console box with sunglass storage		●	●	●
Rear luggage board		●	●	●
Luggage area cover		●	●	●
Luggage area light		●	●	●
12V accessory socket front and rear		●	●	●

EXTERIOR		LTD 2WD	LTD AWD	PRESTIGE 2WD
Styling	Wheel arch & lower body mouldings	●	●	●
	Front, rear and side under garnishes	●	●	●
	Black roof rails	●	●	-
	Silver roof rails	-	-	●
	Chrome front grille	●	●	●
Headlamps	Halogen projector	●	●	-
	LED projector with auto-levelling	-	-	●
	Automatic light-sensing	-	-	●
	LED position lamps	-	-	●
	LED rear combination lamps	-	-	●
Front fog lamps with chrome accent		●	●	●
Windscreen wipers	2-speed, variable, intermittent, washer	●	●	●
	Rear 1-speed, intermittent, washer	●	●	●
	Auto rain-sensing	-	-	●
Privacy glass (rear passenger, three quarter & hatch)		-	-	●
Tyres and wheels	215/55R17 silver alloy wheels	●	●	-
	215/55R17 polished alloy wheels	-	-	●
	Temporary spare wheel	●	●	●

SAFETY AND SECURITY		LTD 2WD	LTD AWD	PRESTIGE 2WD
ABS with EBD and brake assist function		●	●	●
Brake override system		●	●	●
Hill-hold assist		●	●	●
Electronic stability programme (ESP®)		●	●	●
4-wheel disc brakes		●	●	●
Rear parking proximity sensors		-	-	●
SRS dual front airbags		●	●	●
Driver's knee airbag		●	●	●
Driver and passenger side airbags		●	●	●
Front and rear curtain airbags		●	●	●
Side impact beams		●	●	●
Collapsible steering column		●	●	●
Brake and clutch decoupling mechanism		●	●	●
Front ELR seatbelts with pre-tensioners and force limiters		●	●	●
Rear 3-point ELR seatbelts x3		●	●	●
ISOFIX child seat anchorages x2 and tether anchorages x3		●	●	●
Child-proof rear door locks		●	●	●
Engine security immobiliser		●	●	●



Fabric with contrast stitching interior



Leather type fabric interior with contrast stitching

DIMENSIONS		2WD MODELS	AWD MODELS
Overall length	mm	4,300	4,300
Overall width	mm	1,785	1,785
Overall height	mm	1,585	1,585
Wheelbase	mm	2,600	2,600
Track	Front mm	1,535	1,535
	Rear mm	1,505	1,505
Ground clearance	mm	180	180
Minimum turning radius	m	5.4	5.4

WEIGHTS AND ECONOMY		LTD	PRESTIGE
Curb weight	LTD	1,130	1,195
	Prestige	1,195	-
Gross weight	LTD	1,720	1,720
	Prestige	1,730	-
Fuel economy	LTD	6.0	6.3
	Prestige	5.9	-
CO2 emissions	LTD	139	147
	Prestige	138	-

ENGINE	LTD	PRESTIGE
Type	M16A	K14C-DITC
Number of cylinders / valves	4 / 16	4 / 16
Piston displacement	1,586	1,373
Bore stroke	78.0 x 83.0	73.0 x 82.0
Compression ratio	11:1	9.9:1
Maximum output	88/6,000	103/5,500
Maximum torque	156/4,400	220/1,500-4,000
Fuel distribution	Multipoint injection	Direct injection
Fuel type	91-98 RON	95-98 RON

TRANSMISSION		6-stage Auto	6-stage Auto
Type		2WD	AWD
Drive system			2WD

CHASSIS		Electric power assisted rack and pinion
Steering		
Brakes	Front	Ventilated discs
	Rear	Solid discs
Suspension	Front	MacPherson strut & coil spring
	Rear	Torsion beam & coil spring
Tyres		215/55 R17

CAPACITIES		LTD	PRESTIGE
Seating capacity	Persons	5	5
Luggage capacity (VDA method)	Rear seatback folded	Litres	875
	Rear seatback raised	Litres	430-440
Fuel tank capacity	Litres	47	47
Towing capacity	Unbraked / Braked	kg	600 / 1,200



Cool White Pearl (ZNL)



Premium Silver 2 Metallic (ZCD)



Canyon Bronze Pearl Metallic (ZQ3)



Sphere Blue Pearl (ZQ4)




Energetic Red Pearl (ZQ5)



SUZUKI NEW ZEALAND LIMITED 1 HEADS ROAD, WANGANUI. WWW.SUZUKI.CO.NZ

Standard and optional equipment available may vary from time to time. Some international models illustrated – please enquire at your Suzuki dealer for exact specifications. Suzuki New Zealand Ltd reserves the right to change, without notice, prices, colours, materials, equipment, specifications and models, and also to discontinue models. Fuel consumption will vary due to factors such as vehicle condition, driving style and traffic conditions.



ESP® is a registered trademark of Daimler AG. Bluetooth® is a registered trademark of Bluetooth SIG, Inc. Apple and CarPlay are trademarks of Apple Inc. Apple CarPlay is compatible with iPhone 5 and above.



THE SUZUKI WAY OF LIFE

When you buy a Suzuki, you're not just buying a car, you're joining the Suzuki family – the Suzuki Way of Life. We make some of the world's favourite compact vehicles and take great pride in the level of service and support we offer our customers. Our New Zealand dealer network is second to none and we've won more independent customer satisfaction awards than any other manufacturer.

BIG ON SMALL CARS AND SUVs

Suzuki is one of the biggest car makers on the planet today, and we got here making small cars. We didn't just jump on the efficiency bandwagon, we've been leading the way for over 100 years – it's in our DNA. No other manufacturer can match our experience.

Today, as the world becomes increasingly motorised, the mantra of 'smaller, fewer, lighter, cleaner' takes on even more importance. With Suzuki's small car expertise we're leading the way with a range of small cars and SUVs designed for modern lifestyles. Featuring next-generation technology, our highly fuel-efficient compact vehicles are purpose-built for minimum environmental impact and maximum enjoyment. In New Zealand, Suzuki's new vehicle fleet is the cleanest of any mainstream brand. (2017 result for top 10 vehicle manufacturers.)

INVOLVED IN OUR COMMUNITY

Suzuki New Zealand support a number of organisations and worthy causes in our community. We encourage kiwis to get involved in an active lifestyle at all levels. We help out with fun events with a focus on family, community, and the environment and we support the things Kiwis care about.

LEUKAEMIA & BLOOD CANCER NZ


With a vision to cure and a mission to care, this amazing organisation works tirelessly helping everyday Kiwis come to terms with leukaemia, lymphoma, myeloma and related blood conditions. Last year, the frontline support services team covered more than 50,000 kilometres in their brightly coloured Suzuki Balenos and Swifts; providing patients, their family and friends with emotional and practical support.

AA DRIVING SCHOOL

With over 1.5 million members the AA is New Zealand's largest automobile club. Their driving school is one of the most respected in the country and includes programmes for drivers of all levels. Thousands of kiwis have learnt to drive or improved their skills in the school's fleet of modified dual control Swifts. Swift's 5-star safety, agility and easy handling make it the perfect choice for learners.

MAKING DRIVERS SAFER

To help make our roads safer for everyone, Fleetcoach has developed a virtual driver training programme for employers to identify, train and upskill their staff. State-of-the-art interactive videos put drivers behind the wheel of a Suzuki, allowing them to identify driving hazards and improve their road safety skills online.



REAL VALUE

Real Value isn't just about sharp pricing, it's about worry-free enjoyment of your new Suzuki and protecting its on-going value.

5 YEAR WARRANTY PACKAGE

A comprehensive 3 year/100,000 km new vehicle warranty. This covers your entire vehicle for the most important part of its lifecycle and includes a 2 year powertrain warranty extension for a total of 5 years worry-free motoring.

5 YEAR SUZUKI ASSIST

This is one of New Zealand's most comprehensive roadside assistance programmes. It has you covered all day, every day for 5 years from when you first buy your Suzuki – no matter how many kilometres you travel.

SUZUKI BENEFITS PROGRAMME

Purchasing a Suzuki gives you access to the Suzuki Benefits Programme offering a host of benefits like discounts on fuel, rental vehicles, insurance, accommodation and a whole lot more.

www.suzuki.co.nz

