

# *SWIFT*



 **SUZUKI**

## Amp-up the fun

Are you ready for this? It's the Swift you love taken to that next level. Yet again new Swift raises the safety, ups the style and maximises pure driving enjoyment. Combining dynamic performance and outstanding fuel efficiency, with advanced driver assistance technology and a light, airy cabin, you're free to navigate your life with ease. So amp up the fun – Swift is here!





## Step up your style

A style icon from every angle, the new Swift's distinctive sassy curves flow through clean lines to the floating roof. Its hidden pillar-mounted rear door handles add a sporty coupé look with 5-door practicality. Rolling on crafted 16-inch alloy wheels with LED daytime running lamps, the Swift is all about making an impact and loving the attention.



## Dial up the freedom

Light, modern, intuitive – Swift's fresh interior combines intelligent design with the latest technology to make driving easier, more fun and all about the journey. The dials and instrumentation are cleverly integrated to fit seamlessly with the race-inspired D-shaped steering wheel. So what are you waiting for? Jump in – this is where the real fun begins!

### REVERSE CAMERA

Cleverly integrated, the built-in reverse camera helps you park and reverse safely without having to twist around in your seat (GL CVT and RS)

### CLIMATE AIR CONDITIONING

A high contrast LCD display on the Swift RS makes it easy to set the automatic air conditioning. The Swift GL models are equipped with a manual air conditioner that's also simple and easy to use.

### APPLE CARPLAY AND ANDROID AUTO™

Connect your compatible smartphone via USB to make phone calls, access your music, send and receive messages and get directions, all by voice command or by tapping on the display (GL CVT and RS).

### HANDS FREE CALLING

Bluetooth® connectivity allows you to answer calls while you're travelling, without moving your hands from the wheel or your attention from the road.

### MULTI-FUNCTIONAL DISPLAY

The advanced central LCD display conveys a range of information, including digital clock, fuel consumption, driving range and your running speed and range. On the Swift RS this is a full colour 4-inch display.

### ADAPTIVE CRUISE CONTROL AND SPEED LIMITER

For safer and fuel efficient driving, the cruise control and speed limiter allow you to set the fixed or maximum speed of your driving. The adaptive cruise control in the Swift RS adjusts your speed automatically relative to the vehicle ahead using millimetre wave radar technology.

### KEYLESS ENTRY AND START

The Swift RS lets you unlock the vehicle by pressing a button on the door handle and start the car while the key stays safely in your pocket.



## Break out the moves


Pack your bags for an adventure in the new Swift. You'll enjoy the journey as much as the destination with its cleverly designed, roomy cabin. With ample storage spaces and flexible seating and luggage space it's perfect for getaways, shopping sprees and those pick-ups and drop-offs. Take who you want – and what you want, and have all the fun!





## Take it up a notch

The Swift delivers performance you can feel – quick acceleration, planted cornering and smooth suspension. It's everything you want as you face a sweeping bend or wide open road. The nimble platform combined with the powertrain responds with instant execution and extraordinary fuel economy, making Swift an absolute dream to drive.



### LIGHTWEIGHT AND STRONG PLATFORM

The Swift's HEARTECT platform features a state-of-the-art, high-rigidity frame with a smooth continuous shape that effectively disperses impact energy in a collision. Fewer joints and the use of high-tensile steel dramatically reduces the vehicle weight; improving the Swift's performance and fuel consumption.



### BOOSTERJET TURBO

The advanced 1.0 BoosterJet direct injection turbo engine of the Swift RS creates torque on par with a naturally aspirated 1.8-litre engine from low revs, making it perfect for a wide spectrum of driving situations.

**TRANSMISSION:** 6-stage automatic  
**POWER:** 82 kW **TORQUE:** 160 Nm  
**FUEL:** 5.1 L/100 km combined  
**CO2:** 119 g/km



### DUALJET VVT

The Swift GL 1.2 VVT engine is optimized for superior fuel economy and smooth performance across the rev range.

**TRANSMISSION:** 5-speed manual or CVT  
**POWER:** 66 kW **TORQUE:** 120 Nm  
**FUEL:** 4.6 – 4.8 L/100 km combined  
**CO2:** 106–110 g/km

# Raising the bar

Our busy world demands confidence and control, so prevention and detection are essential. In addition to the stronger HEARTECT chassis and the six SRS airbag system, the Swift features a host of advanced safety features and electronic driver assistance systems. The level of innovation is truly astonishing, making the interior of the Swift an extremely safe place to be.



## Advanced Forward Detection System

To help support your safe driving, the Swift RS is equipped with Suzuki's Advanced Forward Detection System\*. This employs a state-of-the-art monocular camera, laser sensor, and millimetre-wave radar with the aim of aiding the driver to avoid a collision or mitigate the damage.

The Advanced Forward Detection System includes:

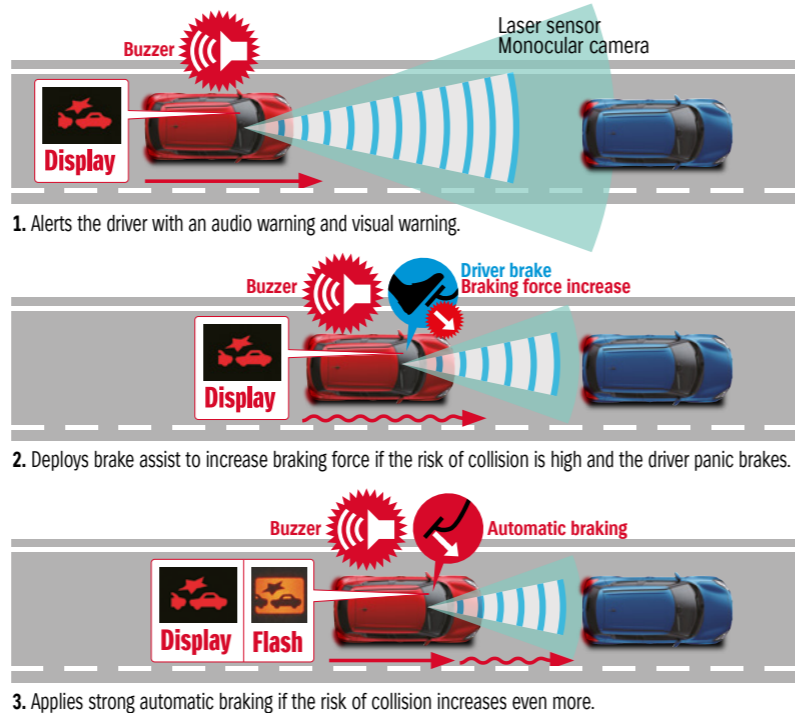
- Dual Sensor Brake Support (DSBS)
- Lane departure warning
- Weaving alert
- Adaptive cruise control
- Headlamp high beam assist

### DUAL SENSOR BRAKE SUPPORT (DSBS)

The monocular camera 'sees' mid-to-long distance and can detect pedestrians. Swift's laser sensor is for short-distances and at night. Using information from these sensors Swift can detect a potential collision and act in any of the following ways depending on the situation (RS).

### LANE DEPARTURE WARNING

At 60 km/h or faster the Swift predicts your course and if you drift, vibrates the steering wheel and gives you a visual warning (RS).



### WEAVING ALERT

This system calculates your driving pattern and issues audio and visual warnings if it detects you're 'wandering' due to driver fatigue, for example (RS).

### ADAPTIVE CRUISE CONTROL

The adaptive cruise control system uses millimetre-wave radar to automatically maintain your following distance depending on the setting selected and vehicle speed (RS).

### HEADLAMP HIGH BEAM ASSIST

At 40 km/h or faster, Swift's high beam assist can automatically switch the headlamps between high and low beam depending on the presence of other vehicles and the lighting environment (RS).

### PARKING SENSORS

Parking is safer and easier with ultrasonic sensors in the rear bumper that detect obstacles and send you a warning you can both see and hear (RS).

### ESP® AND ABS WITH EBD

When braking, the Swift automatically modulates the force applied to each wheel to provide the optimum amount of pressure and bring the car to a safe, controlled stop. There's also Electronic Stability Programme or ESP® to help you stay in control when you're cornering by counteracting under and oversteer. This also improves traction and reduces the possibility of skidding.

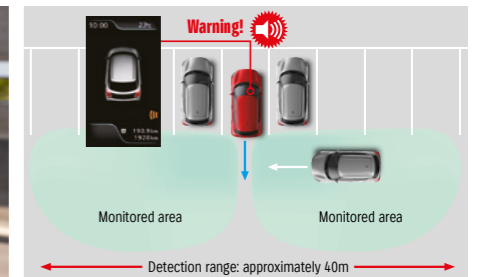
### BLIND SPOT MONITOR

Lane changing at speeds above 15 km/h is made safer by two rear mounted side radar sensors capable of detecting vehicles located in or approaching the rear blind spots on either side of the vehicle. When a vehicle is detected a warning LED icon is illuminated in the exterior mirror. If the driver indicates to change lanes, a flashing LED icon is accompanied by a warning sound alert (RS).



### REAR CROSS TRAFFIC ALERT

This assists the driver to manoeuvre more safely out of parking spaces where vision is obscured. When reversing, at speeds of up to 8 km/h, the vehicle uses two rear mounted side radar sensors to assist the driver by alerting them of approaching vehicles on either side. The driver is given both a visual alert on the multi information display and a warning sound (RS).



\*Please do not rely on the Advanced Forward Detection System. It is only an aid and the ability to detect obstacles and lanes, and control the vehicle is limited. Always drive safely.

Five star ANCAP rating applies to all Swift Auto models.






## Make it your own

Get creative and add those unique personal touches with plenty of cool accessory options available to choose from. Go wild on the exterior with front, lower side and rear spoilers, protective mouldings, contrasting body striping kits and more. Take it one step further inside with a range of subtle enhancements to make your Swift a whole lot more special.

### ACCESSORIES

For the current range of optional accessories, go to [suzuki.co.nz/swift](http://suzuki.co.nz/swift) or discuss with your local Suzuki dealership.





# SWIFT

## Equipment and Specifications

| INFOTAINMENT                     | GL  | RS |
|----------------------------------|-----|----|
| 7-inch touchscreen               | CVT | ●  |
| Satellite navigation             | CVT | ●  |
| Audio system                     | MT  | -  |
| Four speaker Tuner/CD/MP3/WMA    | CVT | -  |
| Four speaker Tuner/MP3/WMA       | -   | ●  |
| Six speaker Tuner/MP3/WMA        | ●   | ●  |
| Bluetooth®                       | ●   | ●  |
| Apple CarPlay® and Android Auto™ | CVT | ●  |
| USB and auxiliary inputs         | ●   | ●  |

| INSTRUMENT PANEL                            | GL  | RS |
|---|-----|----|
| Tachometer                                  | ●   | ●  |
| Information display                         | -   | ●  |
| 4.2-inch colour LCD                         | ●   | ●  |
| Digital clock                               | ●   | ●  |
| Outside temperature gauge                   | ●   | ●  |
| Fuel consumption (instant, average, range)  | ●   | ●  |
| Gear position indicator                     | CVT | ●  |
| Digital speed (running, average)            | ●   | ●  |
| Lights-on and key reminder                  | ●   | ●  |
| Door ajar warning indicator                 | ●   | ●  |
| Seatbelt reminder for all seating positions | ●   | ●  |
| Fuel warning indicator                      | ●   | ●  |

| INTERIOR                                  | GL  | RS |   |
|---|---|----|---|
| Air conditioning                          | Manual with pollen filter                       | ●  | - |
|   | Climate control with pollen filter              | -  | ● |
| Entry and start                           | Remote with hazard answer-back                  | ●  | - |
|   | Keyless entry and push-button start             | -  | ● |
| Steering wheel                            | Leather covered                                 | ●  | ● |
|   | Cruise, speed limiter, phone and audio controls | ●  | ● |
|   | Tilt adjustable                                 | ●  | ● |
|   | Telescopic adjustable                           | -  | ● |
|   | Paddle shifters                                 | -  | ● |
| Electric windows                          |   | ●  | ● |
| Driver's side seat height adjuster        |   | ●  | ● |
| 60:40 split-folding rear seats            |   | ●  | ● |
| Adjustable head restraints x 5            |   | ●  | ● |
| Assist grips x 3                          |   | ●  | ● |
| Instrument panel accent                   | White dimple                                    | ●  | - |
|   | Silver  | -  | ● |
| Fabric seat upholstery                    |   | ●  | ● |
| 3-position cabin lights (on, off, fade)   |   | ●  | ● |
| Vanity mirror on both sides               |   | ●  | ● |
| Front door storage pockets and armrests   |   | ●  | ● |
| Front seatback pocket on passenger's side |   | ●  | ● |
| Drink holders x 7                         |   | ●  | ● |
| Removable luggage area cover              |   | ●  | ● |
| Luggage area light                        |   | ●  | ● |
| Remote fuel lid opener                    |   | ●  | ● |

| EXTERIOR                                 | GL  | RS |   |
|--|---|----|---|
| Chrome front grille accent               | ●   | ●  |   |
| Privacy glass (rear passenger and hatch) | ●   | ●  |   |
| Wheels                                   | 16-inch silver painted alloys                 | ●  | - |
|  | 16-inch polished alloys                       | -  | ● |
| Headlamps                                | Halogen multireflector                        | ●  | - |
|  | LED projector                                 | -  | ● |
|  | Auto light-sensing                            | -  | ● |
|  | Auto levelling                                | -  | ● |
|  | LED daytime running lamps                     | ●  | ● |
| Front fog lamps                          |   | ●  | ● |
| Door mirrors                             | Electrically adjustable                       | ●  | ● |
|  | Electrically folding with signal lamps        | -  | ● |
|  | Heated  | -  | ● |
|  | Blind spot monitor indicator                  | -  | ● |
| Windscreen wipers                        | 2-speed with variable intermittent and washer | ●  | ● |
|  | Rear wiper with intermittent and washer       | ●  | ● |
| Rear window demister                     |   | ●  | ● |
| Rear centre aerial                       |   | ●  | ● |
| Electromagnetic tailgate opener          |   | ●  | ● |

| SAFETY & SECURITY  | GL  | RS |
|--|-----|----|
| 5 star ANCAP safety rating   | CVT | ●  |
| 5 year extensive warranty programme                                      | ●   | ●  |
| 5 year roadside assistance   | ●   | ●  |
| Adaptive cruise control  | -   | ●  |
| Dual Sensor Brake Support  | -   | ●  |
| Lane departure warning   | -   | ●  |
| Weaving alert  | -   | ●  |
| Blind spot monitor   | -   | ●  |
| Rear cross traffic alert   | -   | ●  |
| Reverse camera   | CVT | ●  |
| Rear parking proximity sensors   | -   | ●  |
| Speed limiter  | ●   | ●  |
| Hill hold control  | CVT | ●  |
| Headlamp high beam assist  | -   | ●  |
| Electronic Stability Programme (ESP®)                                    | ●   | ●  |
| ABS with EBD and brake assist  | ●   | ●  |
| Brake override system  | ●   | ●  |
| Side impact beams  | ●   | ●  |
| Collapsible steering column  | ●   | ●  |
| Brake and clutch decoupling mechanism                                    | ●   | ●  |
| Dual front SRS airbags   | ●   | ●  |
| Driver and passenger side SRS airbags                                    | ●   | ●  |
| Front and rear curtain SRS airbags                                       | ●   | ●  |
| Height adjustable seatbelt anchorages (front)                            | ●   | ●  |
| Front 3-point ELR seatbelts with pretensioners and force limiters        | ●   | ●  |
| Rear 3-point ELR seatbelts with pretensioners x 3 and force limiters x 2 | ●   | ●  |
| ISOFIX child seat anchorages x 2 and tether anchorages x 3               | ●   | ●  |
| Child-proof rear door locks  | ●   | ●  |
| Engine immobiliser   | ●   | ●  |
| Shift lock & key interlock   | ●   | ●  |

| DIMENSIONS             | GL    | RS    |
|------------------------|-------|-------|
| Overall length         | mm    | 3,845 |
| Overall width          | mm    | 1,735 |
| Overall height         | mm    | 1,495 |
| Wheelbase              | mm    | 2,450 |
| Tread                  | mm    | 1,520 |
|                        | Front | 1,520 |
|                        | Rear  | 1,525 |
| Ground clearance       | mm    | 120   |
| Minimum turning radius | m     | 4.8   |

| WEIGHTS              | GL | RS         |
|----------------------|----|------------|
| Curb weight (min)    | kg | 5MT / AUTO |
|                      |    | 870 / 900  |
| Gross vehicle weight | kg |            |
|                      |    | - / 945    |
|                      |    | 1,365      |
|                      |    | 1,380      |

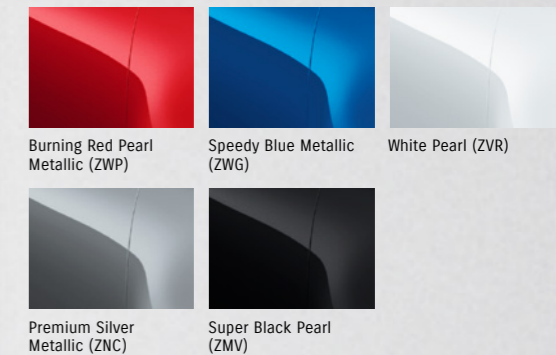
| ENGINE              | GL            | RS                   |
|---------------------|---------------|----------------------|
| Type                | K12C with VVT | K10C DITC            |
| Number of cylinders | 4             | 3                    |
| Number of valves    | 16            | 12                   |
| Piston displacement | cm3           | 1,242                |
|                     |               | 998                  |
| Bore x stroke       | mm            | 73.0x74.2            |
|                     |               | 73.0x79.5            |
| Compression ratio   |               | 12.5:1               |
|                     |               | 10.0:1               |
| Maximum output      | kW/rpm        | 66 / 6,000           |
|                     |               | 82 / 5,500           |
| Maximum torque      | Nm/rpm        | 120 / 4,400          |
|                     |               | 160 / 1,500-4,000    |
| Fuel distribution   |               | Multipoint injection |
|                     |               | Direct injection     |
| Fuel type           |               | 91RON                |
|                     |               | 95RON                |
| Fuel consumption    | Combined MT   | Litres/100 km        |
|                     |               | 4.6                  |
|                     | Combined AT   | Litres/100 km        |
|                     |               | 4.8                  |
|                     |               | 5.1                  |
| CO2 emissions       | g/km          | MT / AT              |
|                     |               | 106 / 110            |
|                     |               | - / 119              |

| TRANSMISSION | GL        | RS      |
|--------------|-----------|---------|
| Type         | Manual    | 5-speed |
|              | Automatic | CVT     |
|              |           | 6-stage |

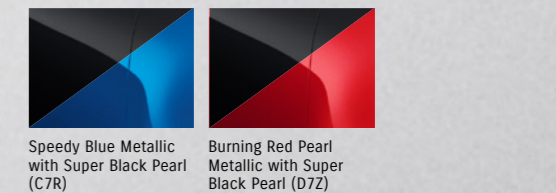
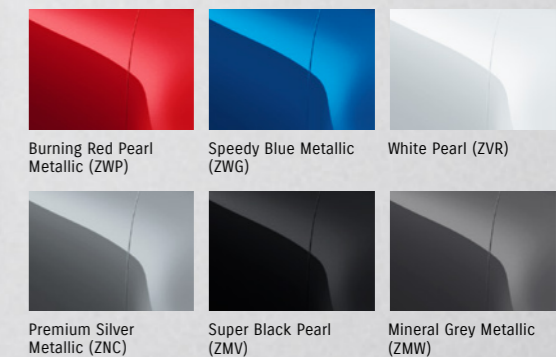
| CHASSIS    | GL    | RS                             |
|------------|-------|--------------------------------|
| Steering   |       | Rack & pinion                  |
| Brakes     | Front | Ventilated disc                |
|            | Rear  | Drum leading and trailing      |
|            |       | Disc                           |
| Suspension | Front | MacPherson strut & coil spring |
|            | Rear  | Torsion beam & coil spring     |
| Tyres      |       | 185/55R16                      |

| CAPACITY           | GL               | RS     |
|--------------------|------------------|--------|
| Seating capacity   | Persons          | 5      |
| Luggage capacity   | Rear seat folded | Litres |
|                    |                  | 556    |
| (VDA Method)       | Rear seat raised | Litres |
|                    |                  | 242    |
| Fuel tank capacity | Litres           | 37     |

Swift GL



Swift RS



SUZUKI NEW ZEALAND LIMITED 1 HEADS ROAD, WHANGANUI. WWW.SUZUKI.CO.NZ

Standard and optional equipment available may vary from time to time. Some international models illustrated – please enquire at your Suzuki dealer for exact specifications. Suzuki New Zealand Ltd reserves the right to change, without notice, prices, colours, materials, equipment, specifications and models, and also to discontinue models. \*Fuel consumption will vary due to factors such as vehicle condition, driving style and traffic conditions.



ESP® is a registered trademark of Daimler AG. Bluetooth® is a registered trademark of Bluetooth SIG, Inc. For more details including iPhone models compatible with Apple CarPlay, see: <http://www.apple.com/ios/carplay>. Apple, Apple CarPlay and iPhone are trademarks of Apple Inc., registered in the U.S. and other countries. Android Auto requires the Android Auto app from Google Play, and an Android compatible smartphone running Android™ 5.0 Lollipop or higher: <https://support.google.com/androidauto>. Android and Android Auto are trademarks of Google LLC.



# ENJOY SUZUKI



When you buy a Suzuki, you're not just buying a car, you're joining the Suzuki family. We make some of the world's favourite compact vehicles and take great pride in the level of service and support we offer our customers. Our New Zealand dealer network is second to none and we've won more independent customer satisfaction awards than any other manufacturer.

## BIG ON SMALL CARS AND SUVs

Today, as the world becomes increasingly motorised, the mantra of 'smaller, fewer, lighter, cleaner' takes on even more importance. With Suzuki's small car expertise we're leading the way with a range of small cars and SUVs designed for modern lifestyles. Featuring next-generation technology, our highly fuel-efficient compact vehicles are purpose-built for minimum environmental impact and maximum enjoyment. In New Zealand, Suzuki's new vehicle fleet is the cleanest of any mainstream brand. (2019 result for top 10 vehicle manufacturers.)



## SUPPORTING OUR COMMUNITY

We support those things Kiwis care about; the organisations and worthy causes making a difference to New Zealand lives. Suzuki is honoured to get behind these passionate people and fun events which make a difference in our community.

## LEUKAEMIA & BLOOD CANCER NZ

With a vision to cure and a mission to care, this amazing organisation works tirelessly helping everyday Kiwis come to terms with leukaemia, lymphoma, myeloma and related blood conditions. Last year, the frontline support services team covered more than 50,000 kilometres in their brightly coloured Suzuki Balenos and Swifts; providing patients, their family and friends with emotional and practical support.

## AA DRIVING SCHOOL


With over 1.5 million members the AA is New Zealand's largest automobile club. Their driving school is one of the most respected in the country and includes programmes for drivers of all levels. Thousands of kiwis have learnt to drive or improved their skills in the school's fleet of modified dual control Swifts. Swift's 5-star safety, agility and easy handling make it the perfect choice for learners.

## MAKING DRIVERS SAFER

To help make our roads safer for everyone, Fleetcoach has developed a virtual driver training programme for employers to identify, train and upskill their staff. State-of-the-art interactive videos put drivers behind the wheel of a Suzuki, allowing them to identify driving hazards and improve their road safety skills online.



SILVER FERNS



# REAL VALUE

Real Value isn't just about sharp pricing, it's about worry-free enjoyment of your new Suzuki and protecting its on-going value.

## 5 YEAR WARRANTY PACKAGE

A comprehensive 3 year/100,000 km new vehicle warranty. This covers your entire vehicle for the most important part of its lifecycle and includes a 2 year powertrain warranty extension for a total of 5 years worry-free motoring.

## 5 YEAR SUZUKI ASSIST

This is one of New Zealand's most comprehensive roadside assistance programmes. It has you covered all day, every day for 5 years from when you first buy your Suzuki – no matter how many kilometres you travel.

## SUZUKI BENEFITS PROGRAMME

Purchasing a Suzuki gives you access to the Suzuki Benefits Programme offering a host of benefits like discounts on fuel, rental vehicles, insurance and a whole lot more.

[www.suzuki.co.nz](http://www.suzuki.co.nz)

