



Volkswagen

Arteon



Contents

- 07** Introduction
- 08** Exterior
- 10** Interior
- 12** Technology and Safety
- 14** Performance
- 16** Colours & Upholstery
- 18** Volkswagen Accessories
- 22** Specification Highlights
- 23** Volkswagen Choice









Arteon shown with optional Sound and Style Package and optional Panoramic Glass Roof.



Arteon with optional Sound and Style Package shown.



Arteon.

Boldly Different.

A car that truly shines from every angle and from every seat, the Volkswagen Arteon commands attention wherever it goes.

Blending its stylish European design with cutting-edge technology and advanced driving-assistance systems, the Arteon embodies the Volkswagen vision of premium for the people.

Design is at the forefront of the Arteon story, with lustrous frameless side windows, striking body lines, including 19-inch alloy wheels, Dynamic LED indicators in the rear and Adaptive LED headlights that give the Arteon's front view its striking appearance.

Anything but ordinary, the Arteon combines the timeless design of a grand tourer with the unrivalled convenience of a liftback tailgate, offering elegant design, sporty proportions and generous cabin space.

And all of it shining with that promise of quality that is the Volkswagen marque.

Exterior

The Arteon is more than just Volkswagen's most exclusive offering, it's the opening chapter in a new design and technology story that will inspire future models. The sharp, sporty and powerful front-end forms the centrepiece of the Arteon, highlighted by a stunning grille that sweeps to the very edges of the bonnet, and integrates with the new LED headlights.

The headlights themselves are a technological tour de force; a collection of LEDs that operate both as daytime running lights and turn signals. The main LED headlights feature Dynamic Light Assist, a system that automatically dips the main beam, by partially masking it, when another car approaches. Not only does this prevent the dangerous dazzling of oncoming drivers, it makes night-time driving safer and more convenient.

Viewed from the rear, the strong form of the Arteon is immediately obvious. A coupé-shaped roofline rests on the strong shoulders of the muscular body styling, combining the speedy look of a fastback sports car with the generous proportions of a traditional gran turismo. The whole look is topped off with the stylish Arteon badging at the rear.

The side profile highlights the sleek frameless side windows and the stunning 19-inch Montevideo alloy wheels. Upgrade to the optional Sound and Style Package with striking 20-inch Dark Graphite Rosario alloy wheels and premium Dynaudio sound system to make a bold statement. Also available is the option to add a panoramic glass sunroof to complete the ultimate look.



01 19" Montevideo Alloys (Standard)

02 20" Rosario Dark Graphite Alloys (Optional)



Arteon with optional Sound and Style Package shown.

Interior

While the exterior of the Arteon is an exemplary work of art, the cabin forms a premium and welcoming space, and one that feels completely separate from the world outside the windows.

The finest appointments abound, including R-Line Black Carbon Nappa leather# seats that are heated in the front, as well as the outer seats in the rear. And with three ambient interior lighting colours available, you can configure the space to suit your mood.

Technology is at the forefront of the Arteon interior, showcased by the 12.3-inch Active Info Display that replaces the analogue dials in the driver's binnacle. Instead, the fully customisable high-resolution display can be configured to show everything from navigation directions to traditional driving information.

The Active Info Display is complemented by a Head-Up Display, the first in a Volkswagen vehicle, which ensures you never have to take your eyes off the road. The system displays speed, assistance systems and navigation instructions onto a transparent glass display mounted just below the driver's line of sight, and folds away when not in use.

Entertainment is at your fingertips, courtesy of a 9.2-inch Discover Pro Infotainment system that includes both Gesture Control, allowing you to navigate menus with a mid-air swipe of the hand, and Media Control, allowing your passengers to use a phone as a remote control for the infotainment system. Upgrade to the optional Sound and Style package to add the Dynaudio premium sound system.

Adding practicality to effortless style, the wide-opening liftback tailgate is hinged above the rear window, making loading cargo simple, and providing an impressive 563 litres of luggage space. The Arteon's generous dimensions ensure cabin space, including head and leg room, is of business-class proportions.



- 01 Active Info Display
- 02 Head-Up Display
- 03 Gesture Control

#Leather appointed seats have a combination of genuine and artificial leather, but are not wholly leather.



Technology and Safety

The Arteon's position as Volkswagen's technology and safety leader is assured through a vast array of cutting-edge assistance systems.

Standard driving-assist systems include Adaptive Cruise Control*, along with City Emergency Brake with Pedestrian Monitoring*, a system that uses radar to sense if a vehicle or pedestrian suddenly enters your path, and applies the brakes if it senses a possible collision.

The Arteon's Traffic Jam Assist* function takes the stress out of painful gridlock, combining the Adaptive Cruise Control* and Lane Assist* functions to automatically accelerate or brake with the traffic, and assist you to stay within your lane.

Side Assist* and Rear Traffic Alert* combine to assist the Arteon to see places the driver cannot.. First, Side Assist uses two radars at the rear of the vehicle to scan up to 50m behind the vehicle, alerting the driver to any cars approaching when changing lanes, while Rear Traffic Alert scans the area behind the car, alerting the driver to any cars or obstacles when reversing.

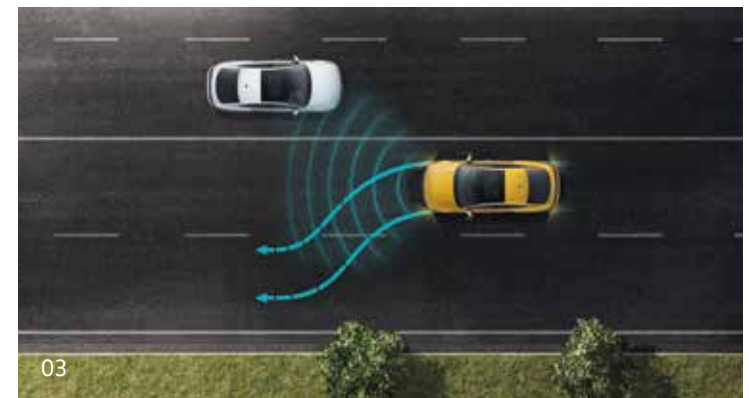
Finally, the Arteon's Proactive Occupant Protection System* uses the same sensors as the Side Assist system to track the position and speed of the cars travelling behind you. If the system senses an unavoidable collision, it will engage the hazard lights before sounding an alarm to alert the occupants. The system will then automatically close all windows to their safest position, including the optional glass sunroof, before pre-tightening the front seat belts.



01 Traffic Jam Assist*



02 City Emergency Brake with Pedestrian Monitoring function*



03 Emergency Assist including Emergency Lane Change Assist*

*Safety technologies are designed to assist the driver, but should not be used as a substitute for safe driving practices.



Performance

Effortless performance is the calling card of the Arteon, and with its turbocharged 2.0-litre engine generating 206kW at 5700rpm to 6500rpm and 350Nm at 1800rpm-5600rpm, there's always plenty of power within easy reach.

The engine's power does not come at the expense of efficiency, with the Arteon delivering combined fuel consumption of just 7.5 litres per 100km*

The technologically advanced engine pairs with a silky-smooth seven-speed DSG automatic gearbox, sending its power to all four wheels via Volkswagen's 4MOTION all-wheel-drive system, adding even more confidence to the drive experience.

The result is a spacious gran turismo that drives like a sporting coupé, offering the best of both worlds with zero compromise.



01 206kW Engine

02 Seven-speed DSG

*Fuel consumption figures according to Australia Design Rule (ADR) 81/02 derived from laboratory testing. Factors including but not limited to driving style, road and traffic conditions, environmental influences, vehicle condition, and accessories fitted, will in practice in the real world lead to figures, which generally differ, from those advertised. Advertised figures are meant for comparison amongst vehicles only.



Upholstery & Colours

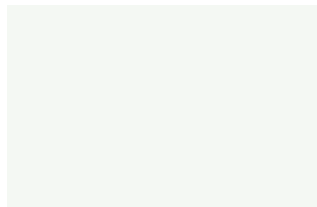
The Arteon can be customised to your tastes, with seven available exterior colours: Pure White, Pyrite Silver, Manganese Grey, Deep Black Pearl, Chilli Red, Atlantic Blue and the striking Turmeric Yellow.

All colours pair with the Arteon's R-Line Black Carbon Nappa leather-appointed seat upholstery[#].



01

01 R-Line Black Carbon Nappa Leather Appointed[#]




Pure White



Pyrite Silver Metallic



Manganese Grey Metallic



Deep Black Pearl Effect



Atlantic Blue Metallic



Chilli Red Metallic



Turmeric Yellow Metallic

[#]Leather appointed seats have a combination of genuine and artificial leather, but are not wholly leather.

Please note that Metallic and Pearl Effect paint are available at an additional cost. The print process does not allow for exact reproduction of the exterior or the upholstery colours.



Accessories

Volkswagen Genuine Accessories ensures your Volkswagen remains 100% Volkswagen. The extensive range of Arteon Genuine Accessories provides you with the opportunity to adapt your Arteon even more precisely to your individual needs. From interior to exterior solutions, Volkswagen Genuine Accessories perfectly compliment your Arteon.

Comfort & Protection



01 Tailgate protective strip

The protection strip in high-gloss chrome protects the tailgate edges and adds to the appearance of the vehicle.

Part. no. 3G8071360

Overseas models are shown for illustrative purposes only. Optional accessories at extra cost. For a full range of Volkswagen Genuine Accessories, please refer to the accessories tab at www.volkswagen.com.au or visit an authorised Volkswagen Dealer.



02 Door sill protector film - Black/Silver

A detail which both looks good and is functional to protect the heavily used door sills in the front area against scratches and damage.

Part. no. 3G8071310ZMD



03 Rubber floor mats

Keeping the footwell clean all year round. The perfectly fitting and durable floor mat set with Arteon lettering on the front mats are attached to the vehicle floor using the integrated fastening system to prevent slipping. Colour: Black.

Part. no. 3G806154182V (front)

Part. no. 3G806151282V (rear) not shown



04 Luggage compartment tray

A perfect fit: Can be wiped clean and is acid-resistant, the robust and durable luggage compartment tray with Arteon lettering easily keeps your luggage compartment clean.

Part. no. 3G8061161

Transport



01 Bicycle carrier

The aerodynamic bicycle holder is made of UV-resistant material and is fitted onto the roof bars with chromed steel brackets. The quick-fastening system is easy to fit and can be locked for piece of mind.

Part. no. 000071128F

Overseas models are shown for illustrative purposes only. Optional accessories at extra cost. Please note that the above accessories may have an effect on fuel efficiency. Items such as sports equipment and tablets are shown for illustration purposes only and are not available for purchase from Volkswagen Group Australia or its Dealers. For a full range of Volkswagen Genuine Accessories, please refer to the accessories tab at www.volkswagen.com.au or visit an authorised Volkswagen Dealer.



02 Roof bar

The genuine roof bars provide the base for all roof attachments and are aerodynamically designed to suit the Arteon.

Part. no. 3G8071126



03 Ski & snowboard carrier

When it comes to top of the mountain, there's nothing better on top. You can take up to six pairs of skis or up to four snowboards on the roof of your vehicle, comfortably and safely.

Part. no. 000071128F



04 Surfboard carrier

Bringing your surfboard safely to its destination.

The rubber-coated surfboard carrier and a special rubber protector for the metal clamps on the tensioning straps provide extra protection during transport.

Part. no. 000071120HA



05 Premium roof box

The aerodynamic roof box provides an impressive combination of minimal driving noise together with simple and quick installation using an innovative locking mechanism. The impressive "DuoLift system" allows the roof box to be opened from both sides and it is secured with a 3-point central locking system.

Part. no. 000071200AD (340L)

Part. no. 000071200AE (460L)

Travel & Comfort



06 Tablet holder

The Volkswagen innovative Travel & Comfort system has a module that is simply fixed between the front seat headrest mountings and can be used with various tablet holder attachments which brings comfort and convenience to any journey. Please contact your local Volkswagen dealer for a list of compatible devices.



07 Folding table with cup holder

The Volkswagen folding table with built-in cup holder is especially useful on long journeys and offers the rear passengers a practical surface with height and angle adjustment.



08 Bag hook

The robust bag hook secures your purchases so they can be conveniently reached.



09 Coat hanger

Meet your business needs. The Volkswagen coat hanger provides crease-free transport of your clothing with a removable function as well.



Arteon with optional Panoramic Glass Roof.

Specification Highlights

For more information on features and specifications, please download the specification sheets available at www.volkswagen.com.au

206TSI R-Line

206TSI 2.0L 206kW / 350Nm

- Adaptive Cruise Control (ACC) & Front Assist with City Emergency Brake (City EB)*
- Lane Assist with Adaptive Lane Guidance & Traffic Jam Assist*
- Side Assist & Rear Traffic Alert*
- Emergency Assist including Emergency Lane Change Assist & Proactive Occupant Protection*
- Parking distance sensors with manoeuvre braking, front and rear*
- Head-Up display projects current speed, Satellite Navigation directions and driver assist systems
- Active Info Display, 12.3" high resolution TFT dash display screen
- 9.2" Discover Pro with Satellite Navigation, Gesture Control and App-Connect~
- Area View, front, rear and side cameras to provide 360 degree exterior view*
- Unique R-Line Black Carbon Nappa leather appointed# seats
- Heated front seats and outer rear seats
- LED Headlights with Dynamic Light Assist
- Dynamic Indicators
- 19" Montevideo alloy wheels
- Easy Open and Close tailgate
- 3 Colour Ambient Interior Lighting
- Frameless side windows

7 speed DSG with 4MOTION all-wheel drive

Optional Metallic / Pearl Effect paint

Optional Sound and Style package

Dynaudio Premium Sound System & 20" Rosario Alloys (Dark Graphite)

Optional Panoramic Glass Roof

Slide and tilt adjustable

#Leather appointed seats have a combination of genuine and artificial leather, but are not wholly leather.

*Safety technologies are designed to assist the driver, but should not be used as a substitute for safe driving practices.

~App-Connect is compatible for selected apps with the latest smartphone versions of iOS and Android, active data service, and connection cable (sold separately).

Volkswagen Choice - Guaranteed Future Value


We are out to prove there are still some guarantees in life. We have developed Volkswagen Choice[^] - a flexible finance solution that provides you with the assurance of knowing exactly what the minimum value of your vehicle will be down the track. With Volkswagen Choice[^], you can enjoy your car without worrying about what the future will bring, providing peace of mind.

At the end of your term, you can simply choose to:



Trade-in

Your vehicle and re-purchase a new Volkswagen under Volkswagen Choice.



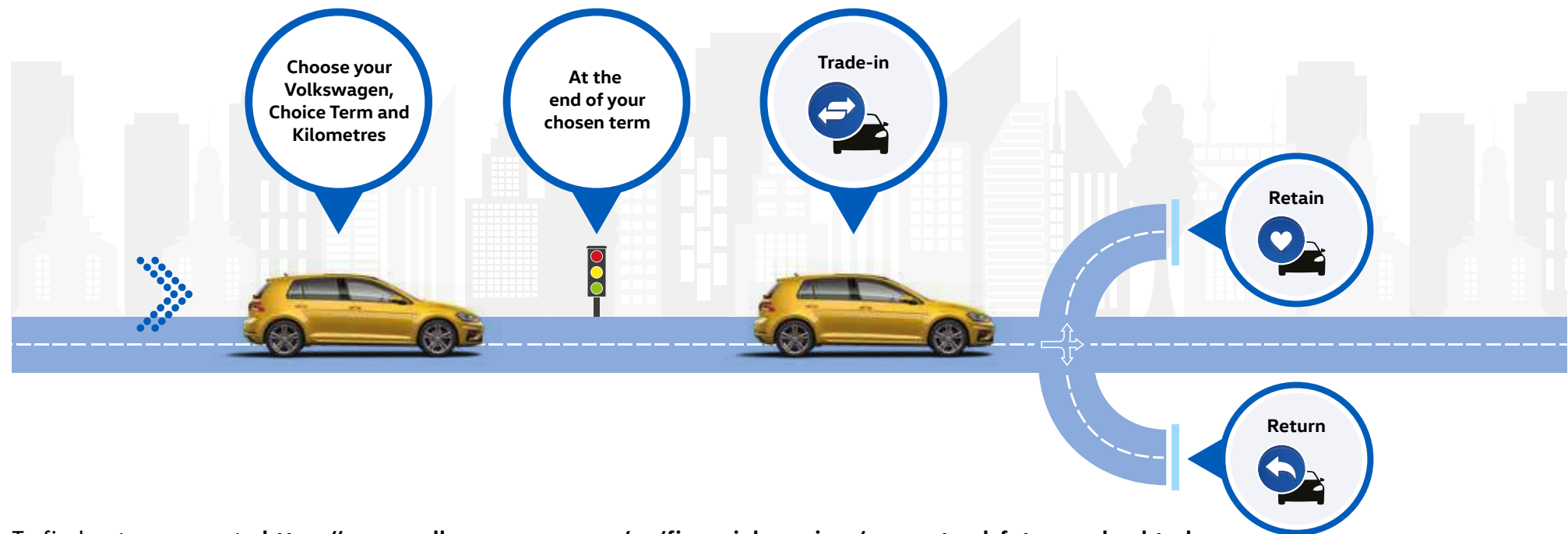
Retain

Your vehicle by paying or refinancing the Guaranteed Future Value amount.



Return

Return Your vehicle and, if it meets the agreed kilometre and fair wear and tear requirements[^], you will have no more to pay.



To find out more, go to <https://www.volkswagen.com.au/en/financial-services/guaranteed-future-value.html>

[^]The Volkswagen Choice Program consists of an option to return the vehicle to Volkswagen Financial Services (VFS)** at the end of the term and require VFS** to purchase the vehicle at an agreed price known as the Guaranteed Future Value or GFV as determined by VFS** and set out in your contract. At the end of the term, you can elect to: (1) trade-in the vehicle; (2) exercise the option to return the vehicle; or (3) retain the vehicle by paying the GFV. The GFV is not a representation by VFS** as to the likely market value of the vehicle as at the end of your contract. The option is available on new and demonstrator Volkswagen vehicles for selected models only. Please verify with your dealership the vehicles that are eligible for the program. The GFV will be reduced, and you will be liable for any loan contract deficit, if you exceed the nominated kilometre allowance and/or the vehicle is not in an acceptable condition in accordance with the Fair Wear and Tear Guide available at www.volkswagen.com.au. Other terms and conditions apply. The cost of the Volkswagen Choice Program is incorporated into the applicable interest rate. Please read the full terms and conditions. Please consider whether these products and services are appropriate for your circumstances. Before acting on any of the information on this page, please seek independent financial and tax advice. Full terms and conditions are available upon application. Available only to approved applicants of VFS**. Subject to credit assessment. Standard fees and charges apply. Fleet, government, rental buyers, hire car and chauffeur companies are excluded. Available at participating Volkswagen dealers. **VFS is a trading name of Volkswagen Financial Services Australia Pty Limited ABN 20 097 071 460. Australian Credit Licence 389344.

Arteon

Volkswagen Group Australia Pty Ltd
24 Muir Road Chullora NSW 2190
ABN 14 093 117 876

Printed in Australia
January 2018

Publication: VWPARTEONMY18.5

Important information

Apple CarPlay® is a registered trademark of Apple Inc. Android Auto™ is a registered trademark of Google Inc. MirrorLink® is a registered trademark of Car Connectivity Consortium LLC. Bluetooth® is a registered trademark of Bluetooth SIG Inc.

Volkswagen is distributed by Volkswagen Group Australia Pty Ltd, 24 Muir Road, Chullora, NSW 2190, ABN 14 093 117 876. Specifications are as planned at January 2018, for Model Year 18.5 and are subject to change without notice or obligation. All information in this brochure is correct at the time of publication, however variations may occur from time to time and Volkswagen, in so far as it is permitted by law to do so, shall not be liable in any way as a result of any reliance by any person on anything contained in this brochure. Authorised Volkswagen dealers will provide up-to-date information on model application, design feature, prices and availability on request. All colours are a general guide only, as the printing process cannot reproduce the actual exterior colour appearance. See your dealer to confirm colour/model availability.

Your Volkswagen Dealer.



Volkswagen

Arteon

Specifications



Features and Specifications

Safety and Security	206TSI R-Line
Airbags	
Driver and front passenger airbags	S
Driver's knee airbag	S
Driver and front passenger side airbags	S
Outer rear seat passenger side airbags	S
Curtain airbags, front and rear	S
Anti-theft	
Alarm system with interior monitoring and tilt sensor	S
Electronic engine immobiliser	S
Body	
Fully galvanised with 12 year anti-corrosion perforation warranty	S
Door side impact protection	S
Rigid safety cell with front and rear crumple zones	S
Bonnet	
Active bonnet, pedestrian protection	S
Brakes	
Automatic flashing brake lights activated in emergency braking situation	S
Anti-lock Braking System (ABS)	S
Electronic Brake-pressure Distribution (EBD)	S
Brake Assist	S
Electro-mechanical parking brake	S
Auto Hold function	S
Multi-collision brake	S
Child restraints	
Child seat top tether anchorage points (3)	S
ISOFIX child seat anchorage points, outer rear seats	S
Head restraints	
Front safety optimised head restraints, longitudinally and height adjustable	S
Rear head restraints height adjustable (3)	S

Safety and Security (continued)

206TSI R-Line

Locking

Remote central locking with SAFELOCK deadlock mechanism

S

2 stage unlocking (programmable)

S

Automatic locking after takeoff (programmable)

S

Keyless Access, keyless entry and starting system including starter button

S

One touch lock / unlock for driver

S

Child safety locks on rear doors

S

Seat belts

Front height adjustable with pre-tensioners and belt force limiters

S

Visual and acoustic warning for driver and front passenger seat belts not fastened

S

Visual indicator for rear seat passenger seat belt status

S

Outer rear seat belt pre-tensioners

S

3 point seat belts for all passengers

S

Traction Control

Electronic Differential Lock (EDL)

S

Anti-Slip Regulation (ASR)

S

Electronic Stabilisation Program (ESP)

S

Extended Electronic Differential Lock (XDL)

S

Exterior Equipment / Styling

206TSI R-Line

Body enhancements

Body coloured bumper bars, door handles and exterior mirrors

S

Chrome radiator grille highlights

S

Chrome trim around side windows

S

Chrome lower body side, front and rear bumper mouldings

S

R-Line front bumper with front spoiler and large lower air intake

S

R-Line side sill extensions

S

R-Line rear bumper with trapezoidal exhaust trims left and right

S

Rear tailgate spoiler in high gloss black

S

Paint

Metallic or Pearl Effect paint finish

O

Roof

Panoramic glass sunroof, electrically slide and tilt adjustable with integrated wind deflector and sunblind

O

Exterior Lighting

LED headlights for high and low beam with dynamic cornering lights, integrated LED daytime driving lights, automatic self-levelling, headlight cleaning system and low washer fluid warning

S

All-weather light function, illuminates the road in poor weather conditions

S

Coming / leaving home function

S

Dynamic Light Assist, automatic high beam system

S

Low light sensor with automatic headlight function

S

LED rear licence plate light

S

Premium rear tail lights in LED with dynamic indicators

S

Rear fog lamp

S

Tinted glass

Heat insulating tinted glass

S

Dark tinted rear side window and rear window glass, 65% light absorbing

S

Wheels

Alloy wheels (Montevideo) 19x8" with 245/40 R19 AirStop® tyres

S

Alloy wheels (Rosario) Dark Graphite Matte 20x8" with 245/35 R20 AirStop® tyres

P

Anti-theft wheel bolts

S

Full size alloy spare wheel

S

Low tyre pressure indicator

S

Comfort and Convenience

206TSI R-Line

Armrest

Front centre armrest with storage box and 2 rear air outlets

S

Rear seat centre armrest with cup holders and load through provision

S

Air conditioning

Air conditioning, Air Care 3 zone automatic climate control with air cleaning function, allergen filter and residual heat mode (REST)

S

Air quality and humidity sensor with automatic air recirculation

S

Cruise control

Adaptive Cruise Control (ACC)

S

Speed limiter (programmable)

S

Cup holders

Front (2) with cover

S

Rear (3) in rear centre armrest

S

Bottle holders in front door pockets

S

Driver assistance systems*

Adaptive Chassis Control with virtual slider control

S

Area View, front, rear and side cameras to provide 360 degree exterior view

S

Driver Fatigue Detection system

S

Driving Profile Selection

S

Emergency Assist with Emergency Lane Change Assist

S

Front Assist with City Emergency Brake (City EB) and Pedestrian Monitoring functions

S

Lane Assist, lane departure warning system

S

Manoeuvre braking, front & rear

S

Park Assist, parking bay and parallel parking assistance

S

Parking distance sensors, front and rear with acoustic warning and audio volume level reduction when sensor warning is activated

S

Personalisation function

S

Proactive Occupant Protection

S

Rear Traffic Alert

S

Side Assist, lane changing assistant

S

Think Blue Trainer, ECO tip function with fuel efficiency advice

S

Traffic Jam Assist

S

Floor mats

Carpet mats, front and rear with decorative stitching

S

Grab handles

Soft fold away grab handles, front and rear

S

Front grab handles are deleted when the optional panoramic roof option is selected

*Safety technologies are designed to assist the driver, but should not be used as a substitute for safe driving practices. The Glossary contains further information about the operation of some of these systems

Comfort and Convenience (continued)

206TSI R-Line

In car entertainment and technology

Discover Pro audio and satellite navigation system
9.2" colour touch screen display with smartphone style HMI, configurable home screen and proximity sensor, Gesture Control, Voice Control, AM/FM radio, CD player and 2 x SD card slots for music, 10 gigabyte internal storage, 2D and 3D (bird's eye) map views, compatible with MP3, WMA and AAC music files, jpeg image viewer, car menu with convenience and service settings, security coded

S

App-Connect™ USB interface for Apple CarPlay®, Android Auto™ and MirrorLink®

S

Two USB ports, First in front centre console, second in centre armrest storage box, both Apple® compatible

S

Audio, telephone, cruise control and Multi-Function Display controls mounted on steering wheel

S

Auxiliary input audio socket in centre armrest storage box

S

Bluetooth® phone connectivity with contacts display, operation via touch screen audio unit or Multi-Function Display and Bluetooth® audio streaming

S

Media Control

S

Speakers, front and rear (8)

S

Dynaudio Confidence premium sound system, 10 speaker sound system with 700W total power output, 16-channel digital amplifier and subwoofer

P

Voice operation, telephone and navigation system functions can be operated using voice commands

S

Instrumentation

Speedometer & tachometer, electronic odometer and tripmeter, digital clock, fuel & coolant gauges, ambient temperature display, transmission gear indicator

S

Active Info Display, 12.3" high resolution TFT dash display screen with customisable menus and information

S

Head-Up Display projects current speed, navigation directions and driver assist systems on a retractable glass display located in the drivers field of view

S

The Head-Up Display is not fully visible with polarised sunglasses

Comfort indicator function (1 x touch = 3 x flash)

S

Interior highlights

'Silver Rise' aluminium decorative inserts in dashboard, centre console and doors

S

Analogue clock in dashboard, centre

S

Leather covered steering wheel and gearshift knob

S

Piano Black trim on gearshift lever surround

S

Black headlining and pillar trim

S

Aluminium finish front and rear door scuff plates

S

Aluminium finish accelerator and brake pedals

S

Interior lighting

With time delay, front and rear

S

Reading lights, front and rear

S

LED ambient lighting in roof console

S

LED ambient lighting in driver and front passenger foot well

S

LED ambient lighting in dashboard, front and rear door decorative inlays. Programmable to three different colours:Blue, White & Yellow

S

Luggage compartment

Automatic opening and closing of the tailgate with Easy Open and Close function

S

Load restraining hooks

S

Luggage compartment lights

S

Shopping bag hooks

S

Storage box in side lining

S

*App-Connect is compatible for selected apps with the latest smartphone versions of iOS and Android, active data service, and connection cable (sold separately).

Comfort and Convenience (continued)

206TSI R-Line

Mirrors

Automatic dimming interior rear-view mirror

S

Electrically heated and adjustable exterior mirrors

S

Turn indicators with LED technology integrated in exterior mirrors

S

Remote electrically foldable door mirrors, door mirror puddle lights and reverse activated kerb-view adjustment on passenger's door mirror

S

Mirror memory in conjunction with seat memory function

S

Power steering

Electro-mechanical, vehicle speed and steering input sensitive

S

Progressive steering

S

Seating

ergoComfort sport drivers seat with electric 14-way adjustment, massage, electric lumbar support, memory and access aid functions

S

Sport Comfort front passenger seat with electric 14-way adjustment

S

Individually heated front seats and outer rear seats

S

Split folding (60/40) rear seat with load through provision

S

Steering wheel

3 spoke leather covered flat bottomed sports steering wheel with brushed aluminium inserts, decorative stitching and R-Line badge

S

Steering wheel mounted gearshift paddles

S

Audio, telephone and Active Info Display controls

S

Height and reach adjustable steering wheel

S

Storage

Centre console storage compartment

S

Chillable and lockable glove box with illumination

S

Coin tray in centre console

S

Driver's side dashboard compartment with lid

S

Door pockets, front and rear

S

Front seat backrest storage pockets

S

Transmission

Gearshift recommendation indicator

S

7 speed Direct Shift Gearbox (DSG) with sport mode and Tiptronic function

S

Upholstery#

Black Carbon Nappa leather appointed seat upholstery with R-Line logo and decorative stitching

S

#Leather appointed seats have a combination of genuine and artificial leather, but are not wholly leather

Comfort and Convenience (continued)

206TSI R-Line

Vanity mirrors

Driver's and passenger's side vanity mirrors

S

Illuminated on driver's and passenger's side

S

Windows

Power front / rear, with roll-back function and one touch up-down

S

Remote operated convenience close and open feature

S

Wipers

2 speed wash/wipe windscreen wipers

S

Heated washer jets

S

Rain sensor

S

12V socket

Centre console

S

Rear seat area

S

Optional Package

Sound & Style Package

Dynaudio Confidence premium sound system, 11 speaker sound system with 700W total power output, 16-channel digital amplifier and subwoofer

O

Alloy wheels (Rosario) Dark Graphite Matte 20x8" with 245/35 R20 AirStop® tyres

Technical Specifications

	206TSI R-Line
Engine	2.0 litre TSI BlueMotion Technology
Type	4 cylinder inline turbo petrol with engine Start/Stop system*
Installation	Front transverse
Cubic capacity, litres/cc	2.0 / 1984
Bore/stroke, mm	82.5 / 92.8
Max power, kW @ rpm	206 @ 5700-6500
Max torque, Nm @ rpm	350 @ 1800-5600
Compression ratio	9.3:1
Fuel system	Continental Simos18.10 direct injection and intake manifold injection system
Ignition system	Electronic
Exhaust emission control	Two three-way catalytic converters with Lambda control; Exhaust gas recirculation
Fuel type (recommended)	Premium unleaded 98 RON minimum
Fuel tank capacity, approx. litres	66
Transmission	7 Speed DSG
Driven wheels	4MOTION all-wheel drive
Performance#	
0 – 100 km/h, seconds	5.6
Fuel consumption**	
Combined, L/100 km	7.5
Urban, L/100km	9.4
Extra Urban, L/100 km	6.3
CO ₂ emission g/km	170
Running gear	
Suspension	
Front axle	Independent, MacPherson struts with lower wishbones and coil springs. Anti-roll bar
Rear axle	Independent, four-link with coil springs. Anti-roll bar
Steering	Electro-mechanical power assisted rack & pinion steering

*The Start/Stop system is designed to reduce fuel consumption and CO₂ emissions. It achieves this by automatically switching off the engine while the vehicle is stationary and then starting it again automatically when the driver wants to drive off. There are certain operating conditions where the Start/Stop system is deactivated (e.g. during engine warm-up), please refer to the owner's manual for full operating information.

#Please note figures are sourced from overseas data where equipment levels by model may vary.

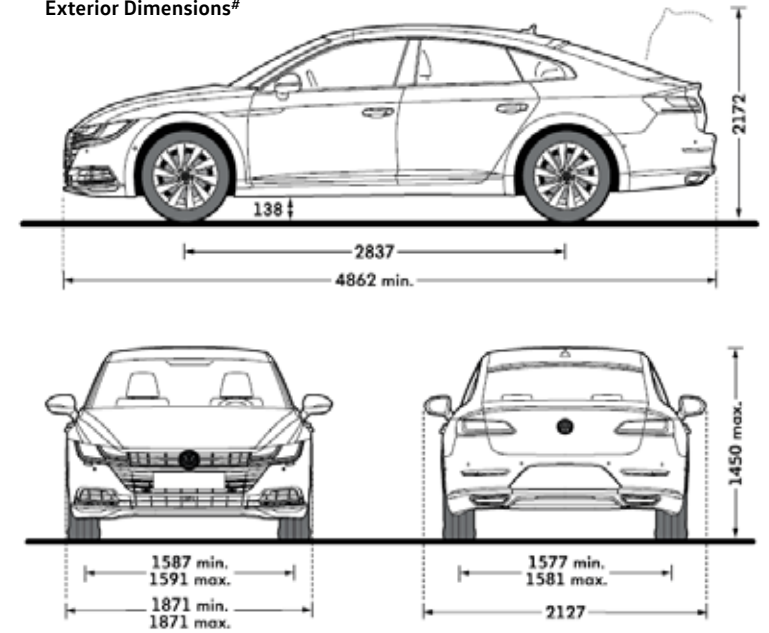
**Fuel consumption figures according to ADR 81/02 derived from laboratory testing. Factors including but not limited to driving style, road and traffic conditions, environmental influences, vehicle condition and accessories fitted, will in practice in the real world lead to figures which generally differ from those advertised. Advertised figures are meant for comparison amongst vehicles only.

Technical Specifications

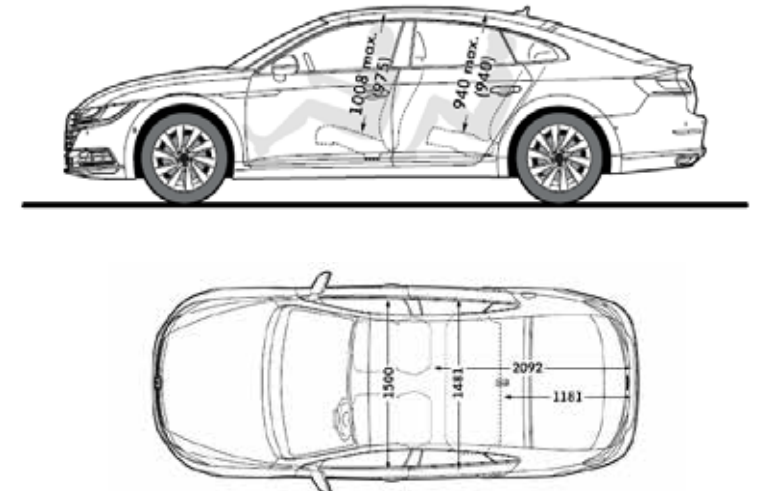
	206TSI R-Line
Brakes	
Front	Ventilated Discs
Rear	Ventilated Discs
Brake systems	Anti-lock Braking System (ABS) with Electronic Brake-pressure Distribution (EBD), Brake Assist and Electronic Stabilisation Program (ESP). Brake energy recuperation
Turning circle, m	11.7
Weights	
Tare Mass kg`s	1,658
Exterior Dimensions	
Overall length mm	4,862
Width mm	1,871
Height mm	1,435
Wheelbase mm	2,837
Track mm	
Front	1,587
Rear	1,577
Interior Dimensions[#]	
Luggage Capacity, Litres, VDA method with seats upright	563
Interior width, front, mm	1,500
Interior width, rear, mm	1,481
Effective headroom - front max, mm (with sunroof)	1,008 (975)
Effective headroom - rear max, mm (with sunroof)	940 (940)

[#] Figures are sourced from overseas data where equipment levels by model variant may vary.

Exterior Dimensions[#]



Interior Dimensions[#]



Colour & Upholstery Combinations

Interior Trim	Exterior Colours						
	Pure White	Pyrite Silver M	Manganese Grey M	Chilli Red M	Atlantic Blue M	Turmeric Yellow M	Deep Black PE
206TSI R-Line							
Black Carbon Nappa leather appointed seat upholstery#	S	O	O	O	O	O	O

Please note: Metallic (M) and Pearl Effect (PE) paint are optional at additional cost.

#Leather appointed seats have a combination of genuine and artificial leather, but are not wholly leather.

Glossary

4MOTION

An all-wheel drive system that provides the best possible traction at all road speeds, in all weather and road conditions. An electronically controlled multi-plate clutch directs torque to the axle with the best traction.

When operating under a relatively low load or when coasting, power is primarily distributed to the front axle, thus saving fuel. However, the rear axle can be variably engaged in fractions of a second whenever necessary, even before any wheel starts to slip and therefore reducing the potential for a loss of traction. The wheels of the vehicle are prevented from spinning even when driving off and accelerating.

Activation of the multi-plate clutch is based primarily on the engine torque demanded by the driver. In parallel, a system within the all-wheel drive control unit evaluates such parameters as wheel speeds and steering angle.

Adaptive Chassis Control

The electrically controlled dampers of adaptive chassis control constantly adjust to the road conditions, the driving situation and driver's requirements. Selected via and integrated within the functionality of the Driving Profile Selection, the driver can choose between four damper settings – Normal, Comfort, Sport & Individual. Individual mode includes a virtual slider bar which allow 43 selectable damper settings for the ultimate in personalisation.

Starting from the normal setting, the driver can change the basic character of the car towards sporty or more comfort-oriented driving. In each setting, the adaptive chassis control adjusts the damping to the particular driving situation (up to one thousand times per second) which means it offers an optimum level of driving comfort and enjoyment at all times. Particularly on windy roads and poor surfaces, using adaptive chassis control offers sporty and yet comfortable driving.

Adaptive Cruise Control (ACC)

Adaptive Cruise Control (ACC) is an extension of the conventional cruise control system with advanced capabilities based on a radar sensor. When ACC is activated, the vehicle automatically brakes and accelerates to a speed and distance set by the driver.

If the Arteon approaches a slower vehicle, the ACC brakes the car to the same speed and maintains the pre-selected distance. Even when a vehicle pulls into the same lane in front of you or slows, your vehicle is automatically decelerated to the pre-selected distance. If the vehicle ahead moves out of your lane, the Arteon then accelerates up to the preset desired speed.

Deceleration of the vehicle may take place via intervention in the engine management system. If deceleration via engine torque is not sufficient, brake intervention takes place, braking the vehicle to a standstill if the traffic situation necessitates in vehicles equipped with a DSG transmission. ACC can be reactivated automatically by depressing the accelerator pedal. In vehicles fitted with a manual transmission, the system is automatically deactivated at speeds below 30 km/h and the driver is prompted to take charge by visual and acoustic signals.

The dynamics of the ACC system can be individually varied by selecting one of the driving programs from the driver profile selector also available as part of the driver assistance package.

Adaptive Cruise Control (ACC) cannot replace the driver's attentiveness. The driver is still legally responsible for the vehicle and must monitor the speed and distance in relation to other vehicles. The ACC system should not be used on winding roads or in adverse weather conditions such as heavy rain.

Anti-lock Braking System (ABS)

When braking, wheel speed sensors measure the road wheel speed and should one or more wheels start to lock the ABS system reduces brake pressure to that wheel. This prevents the wheels from locking during heavy or emergency braking, enabling the vehicle to remain steerable.

Anti-Slip Regulation (ASR)

ASR improves driving and steering characteristics by preventing the driven wheels from spinning under acceleration. When a difference in driving wheel speed is detected (i.e. when one wheel starts to spin due to differences in road surfaces, e.g. due to water or dirt) the system automatically reduces engine torque. ASR is a switchable traction control system.

Auto Hold Function

As soon as the vehicle comes to a complete stop, the ABS hydraulic unit stores the vehicles final braking pressure. So even when you take your foot off the brake pedal, all four wheels brakes remain applied, providing increased comfort in stationary traffic. This function is released automatically when you drive off again.

Brake Assist

During emergency braking, Brake Assist aids the driver by increasing the brake pressure automatically to a level exceeding the locking limit. The ABS is thus quickly brought into the operating range, which enables maximum vehicle deceleration to be achieved.

Glossary

Direct Shift Gearbox (DSG)

DSG is a manual gearbox in which the gearshifts are controlled electronically. What makes the DSG unique is that it has 2 separate gear sets operated by 2 clutches.

The benefit of 2 gear sets and 2 clutches is that one gear set and clutch is engaged driving the vehicle with the second disengaged clutch having already pre-selected the next gear awaiting for power to be transferred. As the next gear has already been pre-selected prior to power being applied, the gear change only takes 3-4 100ths of a second. There is virtually no interruption to power, traction or acceleration.

The DSG also offers Tiptronic gear selection and sports mode.

Driving Profile Selection

Driving profile selection provides the driver with a wide-ranging choice of settings that can be made to the vehicle according to the driver's preferences. The driver has the option of choosing between the following driving profiles: Normal, Sport, Eco and Individual. The Normal profile offers a comfortable but dynamic driving style. Sport provides faster response of the accelerator pedal and steering while the DSG switches to Sport mode. Eco mode has been designed to enhance fuel efficiency by including coasting function (with DSG) and by adapting engine performance, earlier gearshift points and consumption-optimised control of the air conditioning system. The Individual setting allows the driver to separately set various parameters including steering, engine, Adaptive Cruise Control (ACC) and air conditioning.

Coasting Function

While driving, as the driver's foot is taken off the accelerator pedal the engine is declutched, allowing the vehicle to coast and roll over a longer distance. The momentum of the vehicle is used to save fuel with a foresighted driving style. When the brake, accelerator pedal or the gear selector lever is operated, the clutch is re-engaged and engine braking / drive takes effect. Coasting Function can be selected or deselected via the multifunction display settings. The gear selector lever is required to be in the D position to be functional.

Driver Fatigue Detection

The driver Fatigue Detection system automatically analyses the driving characteristics and if they indicate possible fatigue, recommends that the driver takes a break. The system continually evaluates steering wheel movements along with other signals in the vehicle on motorways and other roads at speeds in excess of 65 km/h, and calculates a fatigue estimate.

If fatigue is detected, the driver is warned by information in the Multi-function Display and an acoustic signal. The warning is repeated after 15 minutes if the driver has not taken a break.

Driver Fatigue Detection cannot replace the driver's attentiveness. The driver is still legally responsible for the vehicle and therefore determining whether or not they are fit to drive. A driving time of 15 minutes is required in order to assess the driver correctly. The functionality of the system is restricted given a sporty driving style, winding roads and poor road surfaces.

Electronic Brake-pressure Distribution (EBD)

Electronic, more sophisticated means of regulating the ratio of front/rear brake pressure. Settings are varied according to driving and load conditions to ensure each wheel is braked to the optimum extent.

Electronic Differential Lock (EDL)

EDL improves driving and steering characteristics when accelerating on road surfaces where each wheel has a different degree of traction. The system operates automatically and is combined with the ABS system. Using the ABS wheel sensors, EDL monitors the speed of the individual driving wheels. When a difference in driving wheel speed is detected (i.e. when one wheel starts to spin due to differences in road surfaces, e.g. due to water or dirt) the system brakes the spinning wheel, transferring engine power to the wheel with the best traction.

Electronic Stabilisation Program (ESP)

ABS and ASR traction control systems are integrated into the Electronic Stabilisation Program (ESP). In short, ESP helps ensure that the vehicle goes where you steer it even in extreme driving conditions. The ESP system constantly compares the actual movement of the vehicle with pre-determined values and should a situation arise where the vehicle starts to skid, ESP will apply the brakes to individual wheels and automatically adjust the engine's power output to correct the problem. ESP prevents the vehicle from losing control when trying to avoid an accident, for example. It also reduces the effects of understeer or oversteer.

Emergency Assist with Emergency Lane Change Assist

Emergency Assist monitors the driving characteristics and recognises, within the limits of the system, if the driver suddenly becomes incapable of driving (due to the vehicle not being controlled).

If the driver remains inactive, the system automatically controls acceleration, braking and steering to slow the vehicle down and keep it in the lane. If there is sufficient stopping distance, the system decelerates the vehicle to a complete stop and switches on the electronic parking brake automatically.

With Emergency Lane Change Assist, while the system is decelerating the vehicle it will detect if it is safe to move the vehicle into the left or breakdown lane (if available). If the lane is clear the system will indicate left and change lanes before bringing the vehicle to a complete stop.

When Emergency Assist is actively controlling the vehicle, the hazard warning lights are switched on and the vehicle performs a slight snaking motion within its lane to warn other road users. Ideally this will prevent a collision, or at least reduce its severity.

Emergency Assist cannot replace the driver's attentiveness. The driver is still legally responsible for the vehicle and must monitor the speed and distance in relation to other vehicles. Emergency Assist utilises both the Adaptive Cruise Control (ACC) and Adaptive Lane Guidance driver assistance systems. The ACC system should not be used on winding roads or in adverse weather conditions such as heavy rain. The system will not work if there are no recognisable lane markings. The camera vision can be reduced by rain, snow, heavy spray or oncoming lights. This and vehicles in front of you can lead to the lane markings not being recognised by the Adaptive Lane Guidance system.

Glossary

Extended Electronic Differential Lock (XDL)

XDL is an extension of the Electronic Differential Lock (EDL) function. When cornering, XDL responds to the load relief at the front wheel on the inside of a corner. The ESP hydraulics are used for the XDL to apply pressure to the wheel on the inside of the corner in order to prevent wheel spin. This improves traction and reduces the tendency to understeer. As a direct result of the one-sided and precise braking pressure, cornering is sportier and more accurate.

Front Assist with City Emergency Brake (City EB) and Pedestrian Monitoring functions

The Front Assist ambient traffic monitoring system uses a radar sensor to detect critical distance situations and thus help to shorten the braking distance, reducing the risk of a rear-end collision.

The traffic ahead is monitored constantly by the radar at the front. If a vehicle is detected ahead of you in the lane, the distance and the speed relative to it are calculated. If the gap is closing too fast, Front Assist initially warns the driver by means of an audible as well as a visual signal. At the same time, the brake pads are brought into contact with the brake discs and the sensitivity of the Brake Assist is increased. This primes the braking system for a possible emergency stop. Furthermore, an automatic jolt of the brakes warns the driver of the danger. If the driver also fails to react to the warning jolt, Front Assist brakes automatically, helping to avoid a collision or reduce the severity of the accident.

The City Emergency Brake (City EB) function is a radar based emergency braking system designed to help a driver avoid a low-speed crash or to reduce its severity. At vehicle speeds below 30km/h, City EB monitors the area ahead of the car for vehicles which might present a threat of collision. If a collision is likely, City Emergency Braking first pre-charges the brakes and makes the emergency Brake Assist system more sensitive: if the driver should notice the risk, the car is ready to respond more quickly to their braking action. However, if the driver still takes no action and a collision becomes imminent, City Emergency Braking independently applies the brakes very hard. If the driver intervenes to try to avoid the accident, either by accelerating hard or by steering, City EB will deactivate and allow the driver to complete the avoidance manoeuvre.

Pedestrian Monitoring is an extension of the Front Assist monitoring system featuring the City Emergency Brake. The system uses a radar sensor to monitor the area in front of the vehicle and within the limits of the system, register certain situations, for example a pedestrian stepping onto the road suddenly. It firstly gives an acoustic and visual signal to warn the driver, then prepares the vehicle for hard braking. If the driver fails to react, the system automatically performs emergency braking; Ideally this will prevent a collision, or at least reduce its severity.

Front Assist with City Emergency Brake (City EB) and Pedestrian Monitoring cannot replace the driver's attentiveness. The driver is still legally responsible for the vehicle and must monitor the speed and distance in relation to other vehicles.

Lane Assist

Lane Assist is a lane departure warning system that is designed to help reduce the likelihood of the vehicle leaving the road or crossing into an oncoming lane and therefore the risk of accident as a result of driver distraction or a lapse in concentration.

The Lane Assist system monitors the road ahead with the aid of a camera (located near the interior rear-view mirror) which recognises lane markings and evaluates the position of the vehicle. If the vehicle starts to leave the lane, the Lane Assist system takes corrective steering action. If this is not sufficient the driver is warned about the situation by a steering vibration and is asked to take over the steering. Additionally, if no active steering movements by the driver are recognised for longer than approximately 8 seconds, a message will appear in the Multi-Function Display in conjunction with a warning tone. The corrective steering function can be overridden by the driver at any time and the system does not react if the turn indicator is set before crossing a lane marking.

When adaptive lane guidance is active and the system detects both lane markings to the left and right of the vehicle, the function provides permanent assistance while the vehicle is in motion. The system adopts the preferred position within the lane in which the vehicle is travelling. For example, if the vehicle is being driven slightly off-centre in the lane, the system will learn to adopt the new position within a short period of time.

Lane Assist cannot replace the driver's attentiveness. The driver is still legally responsible for the vehicle and therefore staying in the lane at all times. The system will not work if there are no recognisable lane markings. The camera vision can be reduced by rain, snow, heavy spray or oncoming lights. This and vehicles in front of you can lead to the lane markings not being recognised by the Lane Assist system. The Lane Assist system does not activate at a vehicle speed of less than 65km/h..

Manoeuvre braking

Manoeuvre braking assists the driver to avoid or reduce damage in a potential collision by initiating emergency braking. It supports the driver during forward and reverse manoeuvring in a speed range of a maximum 10 km/h. If the risk for an accident is recognised, emergency braking is initiated to minimise possible damage.

Manoeuvre braking cannot replace the driver's attentiveness. The driver is still legally responsible for the vehicle. The object must be detected by the sensors. If the driver notices a risk that pedestrians, other vehicles or objects could be damaged they need to react accordingly and stop the vehicle.

Multi-collision Brake

The multi-collision brake has been designed to provide effective assistance for the driver in the moments after an accident. Multi-collision brake triggers automatic controlled braking once an initial collision has been detected so as to reduce the intensity of further accidents after a collision and can help prevent follow-on collisions with oncoming traffic.

The triggering of the multi-collision brake is based on a collision being detected by the airbag sensors. The ESP control unit limits the deceleration of the vehicle by the multi-collision brake to a defined

Glossary

value and vehicle speed. The vehicle can still be controlled by the driver, even when automatic braking is taking place. The driver can interrupt the multi-collision braking at any time by accelerating or braking even more strongly.

Side Assist with Rear Traffic Alert

Side Assist is a lane change assistant that detects vehicles on the right and left hand side of the lane, in the blind spot and those vehicles coming nearer behind. The system informs with a warning light in the exterior mirror whenever a detected vehicle is close and a lane change would be dangerous. If the driver sets the indicator, the warning light begins to flash.

Rear Traffic Alert warns the driver of approaching traffic at the rear of the car when reversing via an audible warning followed by a visual message in the Optical Parking System (OPS).

Side Assist with Rear Traffic Alert cannot replace the driver's attentiveness. The driver is still legally responsible for the vehicle. The driver must observe the surroundings and if the driver notices a risk that pedestrians, other vehicles or objects could be damaged they need to react accordingly and stop the vehicle.

Park Assist

The third generation Park Assist system actively helps the driver when entering or reversing into 90° parking bays, as well as reversing into and driving out of parallel parking spaces. The system works by using sensors mounted either side of the front and rear bumpers together with parking distance sensors front and rear. To park, the driver simply presses the Park Assist button to select the type of parking manoeuvre and uses the appropriate indicator as the car slowly passes the potential parking space. Sensors scan the size of the parking space as the car is driven past and the driver is alerted if the parking space is big enough. If there is sufficient space, the driver stops the car, selects the correct gear and lets go of the steering wheel.

Park Assist will alert the driver of the intended path and subsequently the appearance of obstacles in the Multi-Function Display, within the driver's field of vision. Park Assist then actively supports the driver by taking over the steering control and parks the vehicle in the available space using the ideal course, if necessary with several moves. The driver can however take over the control of the steering at any time and end the automatic parking procedure.

Park Assist cannot replace the driver's attentiveness. The driver is still legally responsible for the vehicle. If the driver notices a risk that pedestrians, other vehicles or objects could be damaged or if they are uncertain of the risk, they will need to react accordingly and stop the vehicle, ending the function.

Traffic Jam Assist

In congested traffic situations, Traffic Jam Assist makes driving significantly more comfortable and helps to avoid typical rear-end collision accidents. The Traffic Jam Assist function combines the driver assistance systems Adaptive Cruise Control (ACC) and Lane Assist with adaptive lane guidance.

In a speed range of 0-60km/h, the system automatically controls acceleration, braking, steering and if required, will decelerate to a stop behind a vehicle that is stopping.

Traffic Jam Assist cannot replace the driver's attentiveness. The driver is still legally responsible for the vehicle and must monitor the speed and distance in relation to other vehicles. Traffic Jam Assist has been developed for use only on motorways.

Arteon

Volkswagen Group Australia Pty Ltd
24 Muir Road Chullora NSW 2190
ABN 14 093 117 876

Printed in Australia
January 2018

Publication: VWPARTONSPMY18.5

Important information

Apple CarPlay® is a registered trademark of Apple Inc. Android Auto™ is a registered trademark of Google Inc. MirrorLink® is a registered trademark of Car Connectivity Consortium LLC. Bluetooth® is a registered trademark of Bluetooth SIG Inc.

Volkswagen is distributed by Volkswagen Group Australia Pty Ltd, 24 Muir Road, Chullora, NSW 2190, ABN 14 093 117 876. Specifications are as planned at January 2018, for Model Year 18.5 and are subject to change without notice or obligation. All information in this brochure is correct at the time of publication, however variations may occur from time to time and Volkswagen, in so far as it is permitted by law to do so, shall not be liable in any way as a result of any reliance by any person on anything contained in this brochure. Authorised Volkswagen dealers will provide up-to-date information on model application, design feature, prices and availability on request. All colours are a general guide only, as the printing process cannot reproduce the actual exterior colour appearance. See your dealer to confirm colour/model availability.

Your Volkswagen Dealer.