

# New Crafter Specifications.

Crafter Cab Chassis 35/38.8/40. MY2020.



Commercial  
Vehicles

<b>Model – Single Cab</b>	<b>Code</b>	<b>Crafter 35 103kw MWB</b>	<b>Crafter 35 103kw LWB</b>	<b>Crafter 35 130kw MWB</b>	<b>Crafter 35 130kw LWB</b>
<b>Maximum Retail Price – 8-Speed Automatic</b>		<b>\$62,500</b> SZBB4B	<b>\$64,500</b> SZCB4B	<b>\$66,500</b> SZBB8B	<b>\$68,500</b> SZCB8B
<b>Maximum Retail Price – 8-Speed Automatic 4MOTION</b>		-	-	<b>\$74,000</b> SZBB8Z	<b>\$76,000</b> SZCB8Z
<b>Double Cab – 7-Seater - MWB (LWB)</b>	SZH*** (SZI****)	\$5,500	\$5,500	\$5,500	\$5,500
<b>Cowl Panel</b>	O/P/Q	NCO	NCO	NCO	NCO
<b>Aluminium Dropside Tray with multi layered marine birch plywood – Single Cab</b> (incl.: folding aluminium sides, lashing rings, steps in rear, mud flaps front and rear, side marker lamps)	ZP1,6N2,8 F1	\$4,500	\$5,500	\$4,500	\$5,500
<b>Aluminium Dropside Tray with multi layered marine birch plywood – Double Cab</b> (incl.: folding aluminium sides, lashing rings, steps in rear, mud flaps front and rear, side marker lamps)	ZP1,6N2,8 F1	\$3,500	\$4,500	\$3,500	\$4,500
<b>GVM increase 3,880kg</b>	1UV	\$4,000	\$4,000	\$4,000	\$4,000
<b>GVM increase 4,000kg</b>	1UD	-	\$5,000	-	\$5,000
<b>Technical Data</b>					
Power (kW) @ rpm		103 @ 3,500	103 @ 3,500	130 @ 3,600	130 @ 3,600
Torque (Nm) @ rpm		340 @ 1,500 - 2,250	340 @ 1,500 - 2,250	410 @ 1,500 – 2,000	410 @ 1,500 – 2,000
Engine Displacement		1,968cc	1,968cc	1,968cc	1,968cc
Cylinders		Four	Four	Four	Four
Fuel Type		Diesel	Diesel	Diesel	Diesel
Fuel Injection system – Common rail direct injection		•	•	•	•
Induction system		Turbo	Turbo	Twin Turbo	Twin Turbo
Fuel tank volume in L	0M0	75	75	75	75
Emission Standard		EU 6	EU 6	EU 6	EU 6
Ad Blue and Start-Stop System		•	•	•	•
Alternator, max charging current (A)	8GV	180A	180A	180A	180A
<b>Fuel Consumption (L/100km)</b>					
Urban* / Extra-urban* / Combined*		8.0 / 7.2 / 7.5	8.1 / 7.4 / 7.7	8.1 / 7.5 / 7.7	8.3 / 7.6 / 7.9
<b>Vehicle Weights and Dimensions*</b>					
Unladen weight (kg) (DC)*		1,917 (2,039)	1,947 (2,069)	1,926 (2,048)	1,956 (2,078)
Payload (kg) (DC)*		1,583 (1,461)	1,553 (1,431)	1,574 (1,452)	1,544 (1,422)
Gross Vehicle Mass (kg)*		3,500	3,500	3,500	3,500
Axle load limit – front / rear (kg)*		1,800 / 2,100	1,800 / 2,100	1,800 / 2,100	1,800 / 2,100
Gross Train Mass (kg) 12% gradient		6,000	6,000	6,000	6,000
Trailer weight braked 12% gradient / unbraked		3,000/750	3,000/750	3,000/750	3,000/750
Down ball load in kg*		120	120	120	120

\*Maximum Retail Price (MRP) includes 15% GST and does not include on-road costs. Figures will change depending on model derivative and equipment fitted. All measurements listed are based on standard specification single cab chassis vehicles. The actual dimensions may differ slightly from the values stated here. Equipment may affect the unladen weight. A vehicles' actual payload, which is the difference between the gross vehicle weight and the unladen weight, can only be determined by weighing the individual vehicle. Specifications are subject to change without notice. Fuel consumption tested in accordance with EC directive 80/1268/EC and based on NEDC procedure unless stated otherwise. The fuel consumption is measured on European specification cars and may vary depending on specification, road condition, tyres and driving behaviour. Please refer to brochure for further information. Issued 6 January 2020.

Key: • (Standard) NCO (No Cost Option) - (Not available)

## Model – Single Cab

Code

**Crafter 35  
103kw  
MWB**

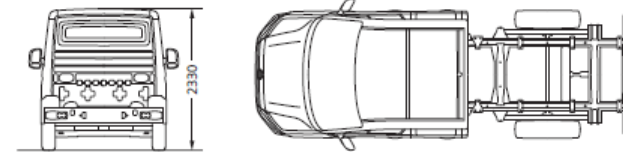
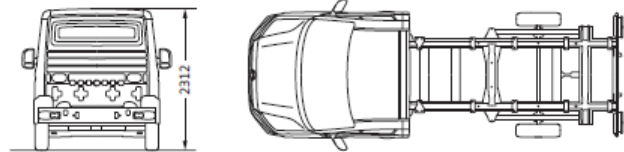
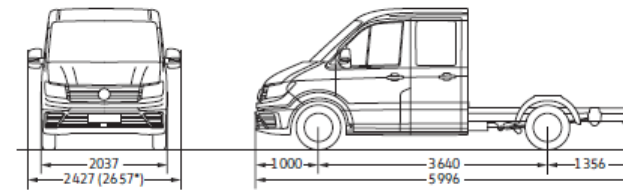
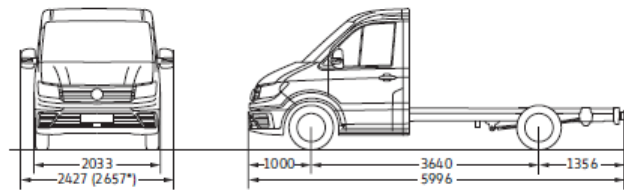
**Crafter 35  
103kw  
LWB**

**Crafter 35  
130kw  
MWB**

**Crafter 35  
130kw  
LWB**

Crafter 35 Chassis medium wheelbase with single cab

Crafter 35 Chassis medium wheelbase with double cab



\*This value applies for the optional bow-mounted door mirror extensions.

\*This value applies for the optional bow-mounted door mirror extensions.

turning circle (m)

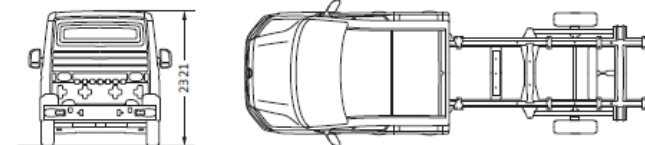
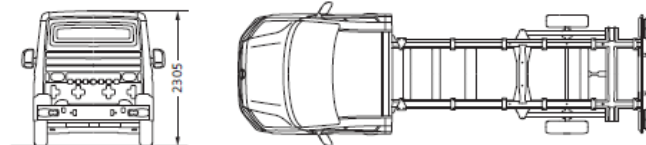
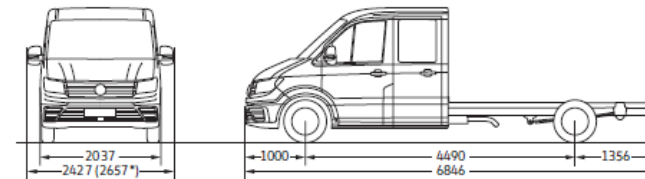
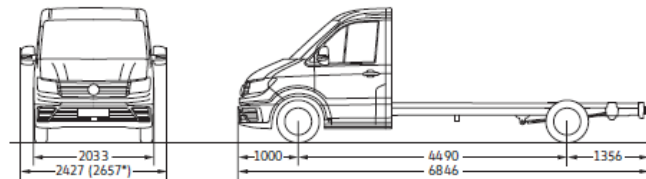
13.6

turning circle (m)

13.6

Crafter 35 Chassis long wheelbase with single cab

Crafter 35 Chassis long wheelbase with double cab



\*This value applies for the optional bow-mounted door mirror extensions.

\*This value applies for the optional bow-mounted door mirror extensions.

turning circle (m)

16.2

turning circle (m)

16.2

\*Maximum Retail Price (MRP) includes 15% GST and does not include on-road costs. Figures will change depending on model derivative and equipment fitted. All measurements listed are based on standard specification single cab chassis vehicles. The actual dimensions may differ slightly from the values stated here. Equipment may affect the unladen weight. A vehicles' actual payload, which is the difference between the gross vehicle weight and the unladen weight, can only be determined by weighing the individual vehicle. Specifications are subject to change without notice. Fuel consumption tested in accordance with EC directive 80/1268/EC and based on NEDC procedure unless stated otherwise. The fuel consumption is measured on European specification cars and may vary depending on specification, road condition, tyres and driving behaviour. Please refer to brochure for further information. Issued 6 January 2020.

Key: ● (Standard) NCO (No Cost Option) - (Not available)

## Model – Single Cab

Code

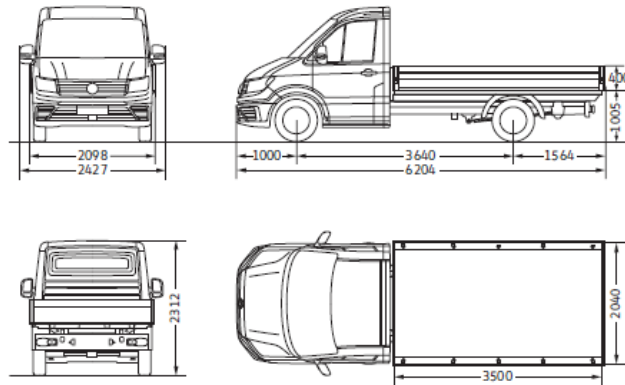
**Crafter 35  
103kw  
MWB**

**Crafter 35  
103kw  
LWB**

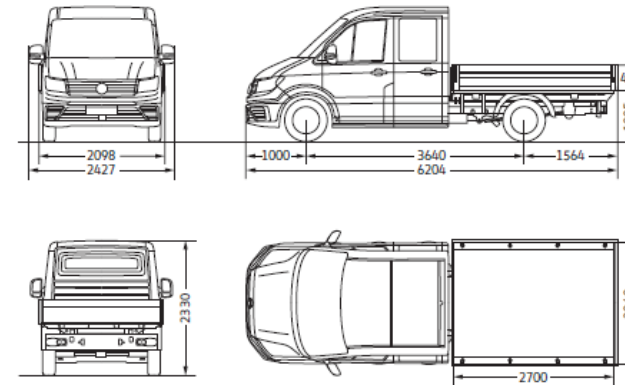
**Crafter 35  
130kw  
MWB**

**Crafter 35  
130kw  
LWB**

Crafter 35 Dropside Van medium wheelbase with single cab



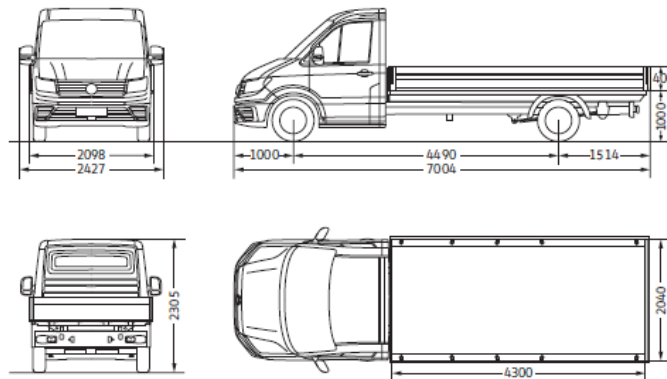
Crafter 35 Dropside Van medium wheelbase with double cab



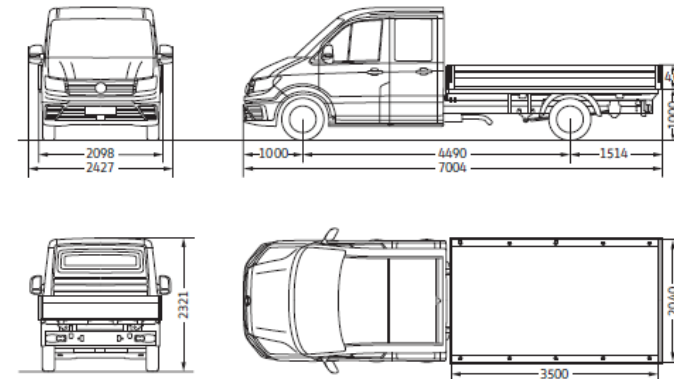
load area (m <sup>2</sup> )	7.1
turning circle (m)	13.6

load area (m <sup>2</sup> )	5.5
turning circle (m)	13.6

Crafter 35 Dropside Van long wheelbase with single cab



Crafter 35 Dropside Van long wheelbase with double cab



load area (m <sup>2</sup> )	8.8
turning circle (m)	16.2

load area (m <sup>2</sup> )	7.1
turning circle (m)	16.2

\*Maximum Retail Price (MRP) includes 15% GST and does not include on-road costs. Figures will change depending on model derivative and equipment fitted. All measurements listed are based on standard specification single cab chassis vehicles. The actual dimensions may differ slightly from the values stated here. Equipment may affect the unladen weight. A vehicles' actual payload, which is the difference between the gross vehicle weight and the unladen weight, can only be determined by weighing the individual vehicle. Specifications are subject to change without notice. Fuel consumption tested in accordance with EC directive 80/1268/EC and based on NEDC procedure unless stated otherwise. The fuel consumption is measured on European specification cars and may vary depending on specification, road condition, tyres and driving behaviour. Please refer to brochure for further information. Issued 6 January 2020.

Key: ● (Standard)    ● (No Cost Option)    - (Not available)

<b>Model – Single Cab</b>	<b>Code</b>	<b>Crafter 35 103kw MWB</b>	<b>Crafter 35 103kw LWB</b>	<b>Crafter 35 130kw MWB</b>	<b>Crafter 35 130kw LWB</b>
<b>Interior &amp; Functional Features</b>					
Rubber floor covering in cab	5AC	•	•	•	•
Side window in passenger/load compartment, front left and right, fixed	QL7	•	•	•	•
Rear window and dimming breakaway interior rear-view mirror	ZHF	•	•	•	•
Two 12V outlets in the cab (in the dashboard) and 2 beverage holders	EU1+ 9JA	•	•	•	•
Air-conditioning (Climatic) system for front cabin with semi-automatic control and outside temperature display	ZK1	•	•	•	•
Hill Start Assist	UG1	•	•	•	•
Driver Assistance Package: <ul style="list-style-type: none"> <li>Forward Collision Warning with Autonomous Emergency Braking</li> <li>Lane Keeping System Lane Assist</li> <li>Adaptive Cruise Control ACC up to 160km/h incl. speed limiter <i>(currently not available for Cowl Panel)</i></li> </ul>	ZF2	•	•	•	•
Height and reach adjustable steering column	2ZA	•	•	•	•
Multi-function steering wheel including multi-function display "Plus". Instrument cluster with display of speed, total/trip mileage, rpm, fuel gauge, and time	2ZA & 9S5 & U5A	•	•	•	•
Preparation for rear-view camera system (camera must be ordered from Parts at additional cost and fitted locally)	KA8	•	•	•	•
2 remote control folding keys	8QJ	•	•	•	•
Terminal block and preparation for function control module	IP4	•	•	•	•
<b>Wheels and Suspension</b>					
Steel wheels 6.5J x 16 in silver	F85	•	•	•	•
Spare wheel (steel wheel) with original equipment tire, tool kit, and jack	ZR8	•	•	•	•
Tires 205/75 R16 C113/111	Q69	•	•	•	•
Alloy wheels 6.5J x 17, in silver (Tires 235/60 R17 C117/115 R, low rolling resistance, 4 alloy wheels 6.5J x 17, in silver, Alloy wheel trims)	PR7	\$2,800	\$2,800	\$2,800	\$2,800
Disk brakes in front, 16-inch (303mm diameter)	1LA	•	•	•	•
Standard suspension system and shock absorption. McPherson suspension in front and leaf springs in rear.	1BA	•	•	•	•
Heavy-duty suspension system and shock absorption, heavy-duty stabilizers	2MG	\$600	\$600	\$600	\$600
<b>Exterior Features</b>					
Paint – Solid colours		•	•	•	•
Paint – Metallic / Pearl Effect		\$2,400	\$2,400	\$2,400	\$2,400
Grey Bumper in front with painted trim panel in body colour & radiator grille unpainted with chrome moulding	2JF + 6KA	•	•	•	•
Trailer hitch preparation (incl. trailer stabilisation) with wiring harness, outlet, and electronic control unit	1D7	•	•	•	•
Windshield wiper intermittent control with light and rain sensor and separate daytime running lights with automatic headlamp activations	ZA3	•	•	•	•
Halogen twin lamps	8ID	•	•	•	•
LED headlamps with separate LED daytime running lights	8IT	\$2,000	\$2,000	\$2,000	\$2,000
Heat-insulating windshield made of laminated glass	4GF	•	•	•	•
Power adjustable and heated wing mirrors	6XN	•	•	•	•
Dimming breakaway interior rear-view mirror	4L2	•	•	•	•
Acoustic warning when reverse gear is engaged, de-activatable	IL2	\$500	\$500	\$500	\$500

\*Maximum Retail Price (MRP) includes 15% GST and does not include on-road costs. Figures will change depending on model derivative and equipment fitted. All measurements listed are based on standard specification single cab chassis vehicles. The actual dimensions may differ slightly from the values stated here. Equipment may affect the unladen weight. A vehicles' actual payload, which is the difference between the gross vehicle weight and the unladen weight, can only be determined by weighing the individual vehicle. Specifications are subject to change without notice. Fuel consumption tested in accordance with EC directive 80/1268/EC and based on NEDC procedure unless stated otherwise. The fuel consumption is measured on European specification cars and may vary depending on specification, road condition, tyres and driving behaviour. Please refer to brochure for further information. Issued 6 January 2020.

Key: • (Standard) NCO (No Cost Option) - (Not available)



Model – Single Cab	Code	Crafter 35 103kw MWB	Crafter 35 103kw LWB	Crafter 35 130kw MWB	Crafter 35 130kw LWB
<b>Seats and Upholstery</b>					
Comfort seat "Plus" for driver - Backrest adjustment, Longitudinal adjustment, 4-track electrical lumbar support, 2x armrests, seat cushion for adjustment, height adjustment	3SF & 3TH	•	•	•	•
Comfort seat "Plus" for passenger	3TF	NCO	NCO	NCO	NCO
2-seater front passenger bench seat with storage compartment	3TS	•	•	•	•
Swivel seat – driver. Forces a fold-down hand brake. N/A with bench seat	3SD	\$300	\$300	\$300	\$300
Swivel seat – passenger	3TD	\$150	\$150	\$150	\$150
Seat trim covers in fabric "Austin"	DM - N0L	•	•	•	•
Only for Double Cab: 7-Seater with 4-seater bench seat in 2 <sup>nd</sup> row of seats	3UN	•	•	•	•
<b>Multimedia</b>					
Radio "Composition Media" with 8-inch touch screen, 4 speakers and 2 woofers, mobile phone interface, USB interface (capable for iPod/ iPhone/iPad), AUX-IN jack, and electric interface, illuminated glove compartment with lockable lid, Multi-function display "Plus" & App Connect	Z34, 9ZX 8RE	•	•	•	•
Navigation system "Discover Media" with 8-inch touch screen, 4 speakers and 2 woofers, mobile phone interface with WLAN, USB interface (capable for iPod/ iPhone/iPad), AUX-IN jack, and electric interface, illuminated glove compartment with lockable lid, Multi-function display "Plus" & App Connect	Z44,9ZX, 77T, 8RE	\$1,000	\$1,000	\$1,000	\$1,000
<b>NOTE: Available for vehicles landing Q4 2019 onward</b>					
<b>Warranty and Servicing</b>					
5-year / 250,000 km mechanical warranty (whichever occurs first) & 5-year Volkswagen Roadside Assistance		•	•	•	•
12-year anti-corrosion warranty		•	•	•	•
Up to 50,000 km (or flexible up to 2 years) oil service intervals		•	•	•	•

\*Maximum Retail Price (MRP) includes 15% GST and does not include on-road costs. Figures will change depending on model derivative and equipment fitted. All measurements listed are based on standard specification single cab chassis vehicles. The actual dimensions may differ slightly from the values stated here. Equipment may affect the unladen weight. A vehicles' actual payload, which is the difference between the gross vehicle weight and the unladen weight, can only be determined by weighing the individual vehicle. Specifications are subject to change without notice. Fuel consumption tested in accordance with EC directive 80/1268/EC and based on NEDC procedure unless stated otherwise. The fuel consumption is measured on European specification cars and may vary depending on specification, road condition, tyres and driving behaviour. Please refer to brochure for further information. Issued 6 January 2020.

Key: • (Standard) NCO (No Cost Option) - (Not available)

## Product add-ons

### **3-way Tipper conversion (YOA, ZP3, VV8, YOK)**

- Terminal block and function control module 1 with body builder (ABH) programming
- Rear window
- Dimming breakaway interior rear-view mirror
- Second battery with cut-off relay and battery monitoring (wet-cell battery)
- Cab protection for tipper
- Front axle reinforced (axle load 2100kg, for dual tires 2200kg)

The VW 3-Way tipper is developed and engineered to meet VW Standards by a VW Premium Partner in Germany.

The tipper has a second battery (maintenance free) and a cut-off relay, which allows for tipping without ignition on (no influence on the main vehicle battery). The tray is made of aluminum and the frame is high quality welded and completed in a hot-dip galvanized finished. The floor of the tray has special surface coating. There are 6 lashing rings in the tray with a maximum force for load restraint of 400kg with a minimum angle of 30 degrees. Loading is possible from both sides and the rear as all 3 tray-sides fold down. The electric and hydraulic installation is waterproof and done under German Quality Standards.

The tipping force is generated by a BOSCH Rexroth hydraulic pump. The hydraulic unit can lift the payload, which is defined by the model.

The tipper is operated by remote control in the driver's cab and is connected to a 1.5m cable allowing use outside the cab, and can be fixed by two magnets. The tipper has a maximum angle of 50 degrees, where it will automatically stop. For safety reasons, a sound is generated after reaching 30 degrees.

The standard tipping function is rear tipping. Both bolts have to be fixed in the rear frame to allow rear tipping. For tipping on the side, one bolt has to be changed to the front left or right side in order to fix the side tray and allow the sideways tipping.



**\$17,990**  
(Single Cab LWB)

**\$15,490**  
(Single Cab MWB,  
Double Cab LWB)



\*Maximum Retail Price (MRP) includes 15% GST and does not include on-road costs. Figures will change depending on model derivative and equipment fitted. All measurements listed are based on standard specification single cab chassis vehicles. The actual dimensions may differ slightly from the values stated here. Equipment may affect the unladen weight. A vehicles' actual payload, which is the difference between the gross vehicle weight and the unladen weight, can only be determined by weighing the individual vehicle. Specifications are subject to change without notice. Fuel consumption tested in accordance with EC directive 80/1268/EC and based on NEDC procedure unless stated otherwise. The fuel consumption is measured on European specification cars and may vary depending on specification, road condition, tyres and driving behaviour. Please refer to brochure for further information. Issued 6 January 2020.

Key: • (Standard) NCO (No Cost Option) - (Not available)

## Tarpaulin and Frame

The robust frame complete with boards and a high-quality tarpaulin is available in various heights and various colours. A translucent section integrated in the tarpaulin ensures that there is enough light to get your bearings on the load platform. You can decide whether the various parts are assembled direct or supplied together with the vehicle. Listed below are the tarpaulin options available:

### Style

- YTA - Low tarpaulin and roof bow height on the edge: 1,440 mm, height in the center: 1,490 mm
- YTB - High tarpaulin and roof bow height on the edge: 1,840 mm, height in the center: 1,890 mm

### Colours

- YT1 - Grey
- YT2 - Dark Orange similar to RAL 2011
- YT3 - Pure White similar to RAL 9010
- YT4 - White Aluminium similar to RAL 9006
- YT5 - Ultramarine Blue similar to RAL 5002
- YT6 - Red similar to RAL 3000



\*Pictures based on previous Crafter  
\*Forces selection of appropriate tray option

**\$3,500**  
(Single Cab LWB)

**\$3,400**  
(Single Cab MWB,  
Double Cab LWB)

**\$3,200**  
(Double Cab MWB)

\*Maximum Retail Price (MRP) includes 15% GST and does not include on-road costs. Figures will change depending on model derivative and equipment fitted. All measurements listed are based on standard specification single cab chassis vehicles. The actual dimensions may differ slightly from the values stated here. Equipment may affect the unladen weight. A vehicles' actual payload, which is the difference between the gross vehicle weight and the unladen weight, can only be determined by weighing the individual vehicle. Specifications are subject to change without notice. Fuel consumption tested in accordance with EC directive 80/1268/EC and based on NEDC procedure unless stated otherwise. The fuel consumption is measured on European specification cars and may vary depending on specification, road condition, tyres and driving behaviour. Please refer to brochure for further information. Issued 6 January 2020.

Key: • (Standard) NCO (No Cost Option) - (Not available)



**YBD – Aluminium storage box**

The **aluminium storage box**, which is bolted to the platform, offers 640L capacity and is designed for 200kg load capacity. A gas pressure spring ensures an automatic opening and fixing of the lid. The storage box on platform is lockable and located at the front of the tray.



**\$1,790**

\*Forces selection of appropriate tray option

**YBF – Ladder Carrier**

The **ladder carrier** is painted in front and rear and includes a front cab guard. The hot-galvanized frame is attached to the front of the tray and is used for the safe transport of ladders and other objects and tools. Additionally, a ladder support is also included for the rear end of the tray. Its crossbeam can be fixed in steps of 115 mm at three different heights.



**\$1,590**

\*Forces selection of appropriate tray option

\*Maximum Retail Price (MRP) includes 15% GST and does not include on-road costs. Figures will change depending on model derivative and equipment fitted. All measurements listed are based on standard specification single cab chassis vehicles. The actual dimensions may differ slightly from the values stated here. Equipment may affect the unladen weight. A vehicles' actual payload, which is the difference between the gross vehicle weight and the unladen weight, can only be determined by weighing the individual vehicle. Specifications are subject to change without notice. Fuel consumption tested in accordance with EC directive 80/1268/EC and based on NEDC procedure unless stated otherwise. The fuel consumption is measured on European specification cars and may vary depending on specification, road condition, tyres and driving behaviour. Please refer to brochure for further information. Issued 6 January 2020.

Key: ● (Standard)    NCO (No Cost Option)    - (Not available)