

# New Crafter Specifications.

Crafter Van 35 | 38.8 | 40. MY2019.



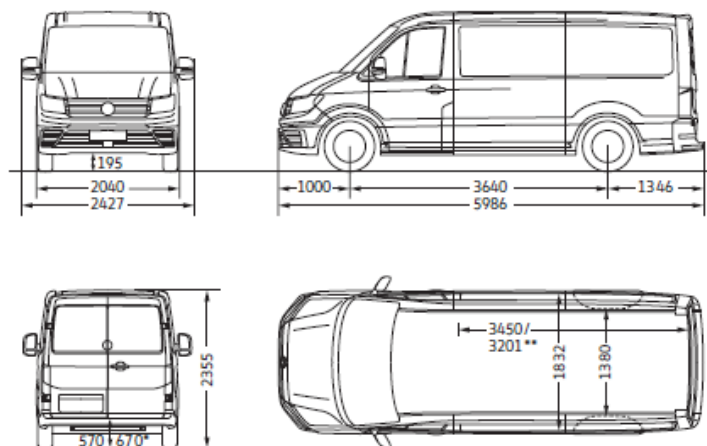
Commercial  
Vehicles

Model	Code	Crafter 30 103kW MWB Runner	Crafter 35 103kW MWB	Crafter 35 103kW LWB	Crafter 35 103kW ELWB	Crafter 35 130kW MWB	Crafter 35 130kW LWB	Crafter 35 130kW ELWB
Maximum Retail Price – 8-Speed Automatic		\$65,000 SYBA4B	\$72,500 SYBB4B	\$76,500 SYCB4B	\$79,000 SYDB4B	\$76,500 SYBB8B	\$80,500 SYCB8B	\$83,000 SYDB8B
Maximum Retail Price – 8-Speed Automatic 4MOTION		-	-	-	-	\$84,000 SYBB8Z	\$88,000 SYCB8Z	\$90,500 SYDB8Z
Manual Transmission (Indent Order Only)		-\$4,000	-\$4,000	-\$4,000	-\$4,000	-\$4,000	-\$4,000	-\$4,000
High Roof	3R2	•	•	•	•	•	•	•
Normal Roof	3R0	-\$2,200	-\$2,200	-	-	-\$2,200	-	-
Super High Roof (in white only)	ZD3	-	-	\$4000	\$4000	-	\$4000	\$4000
<b>Technical Data</b>								
Power (kW) @ rpm		103 @ 3,500	103 @ 3,500	103 @ 3,500	103 @ 3,500	130 @ 3,600	130 @ 3,600	130 @ 3,600
Torque (Nm) @ rpm		340 @ 1,500 - 2,250	340 @ 1,500 - 2,250	340 @ 1,500 - 2,250	340 @ 1,500 - 2,250	410 @ 1,500 - 2,000	410 @ 1,500 - 2,000	410 @ 1,500 - 2,000
Engine Displacement		1,968cc	1,968cc	1,968cc	1,968cc	1,968cc	1,968cc	1,968cc
Cylinders		Four	Four	Four	Four	Four	Four	Four
Fuel Type		Diesel	Diesel	Diesel	Diesel	Diesel	Diesel	Diesel
Fuel Injection system – Common rail direct injection		•	•	•	•	•	•	•
Induction system		Turbo	Turbo	Turbo	Turbo	Twin Turbo	Twin Turbo	Twin Turbo
Fuel tank volume in L	0M0	75	75	75	75	75	75	75
Emission Standard - Auto		EU 6	EU 6	EU 6	EU 6	EU 6	EU 6	EU 6
Alternator, max charging current (A)	8GV	180A	180A	180A	180A	180A	180A	180A
<b>Fuel Consumption (L/100km)</b>								
Urban* - EU6		8.0	8.0	8.3	8.1	8.9	8.9	8.9
Extra-urban* - EU6		7.2	7.2	7.4	7.4	7.2	7.4	7.4
Combined* - EU6		7.5	7.5	7.7	7.7	7.8	8.0	8.0
<b>Vehicle Weights and Dimensions*</b>								
Unladen weight (kg)*		2,055	2,055	2,160	2,274	2,064	2,169	2,283
Payload (kg)*		945	1,445	1,340	1,226	1,436	1,331	1,217

\*Maximum Retail Price (MRP) includes 15% GST and does not include on-road costs. Figures will change depending on model derivative and equipment fitted. All measurements listed are based on standard specification vehicles. The actual dimensions may differ slightly from the values stated here. Equipment may affect the unladen weight. A vehicles' actual payload, which is the difference between the gross vehicle weight and the unladen weight, can only be determined by weighing the individual vehicle. Specifications are subject to change without notice. Fuel consumption tested in accordance with EC directive 80/1268/EC & NEDC procedure unless stated otherwise. The fuel consumption is measured on European specification cars and may vary depending on specification, road condition, tyres and driving behaviour. Please refer to brochure for further information. Issued 19 February 2019.

Model	Code	Crafter 30 103kW MWB Runner	Crafter 35 103kW MWB	Crafter 35 103kW LWB	Crafter 35 103kW ELWB	Crafter 35 130kW MWB	Crafter 35 130kW LWB	Crafter 35 130kW ELWB
Gross Vehicle Mass (kg)*		3,000	3,500	3,500	3,500	3,500	3,500	3,500
Axle load limit – front / rear (kg)*		1,800 / 2,100	1,800 / 2,100	1,800 / 2,100	1,800 / 2,100	1,800 / 2,100	1,800 / 2,100	1,800 / 2,100
Gross Train Mass (kg) 12% gradient		6,000	6,000	6,000	6,000	6,000	6,000	6,000
Trailer weight braked 12% gradient / unbraked		3,000/750	3,000/750	3,000/750	3,000/750	3,000/750	3,000/750	3,000/750
Trailer nose weight in kg*		120	120	120	120	120	120	120
Roof load limit in kg*		150	150	150	150	150	150	150
GVM increase 3880kg → Crafter 38.8	1UV	-	\$4,000	\$4,000	\$4,000	\$4,000	\$4,000	\$4,000
GVM increase 4000kg → Crafter 40	1UD	-	-	\$5,000	\$5,000	-	\$5,000	\$5,000

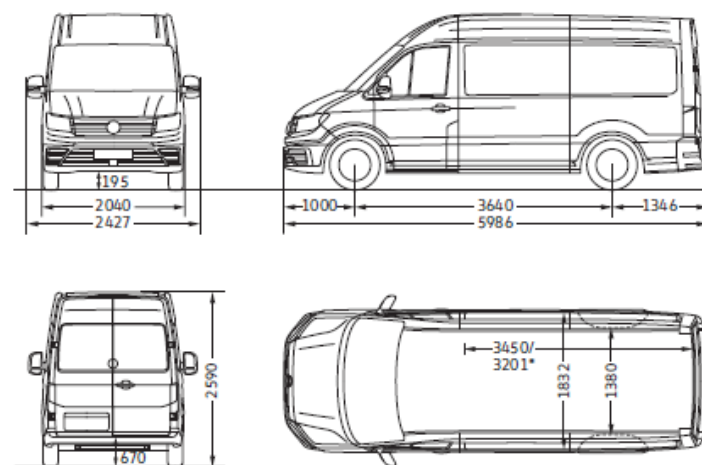
### Medium Wheel Base (Normal Roof)



\*This value applies for 4MOTION all-wheel drive.

\*\*Load compartment length, max. (at floor level)/load compartment length, min.

### Medium Wheel Base (High Roof)



\*Load compartment length, max. (at floor level)/load compartment length, min.

load compartment, height (mm), with front-wheel drive/4MOTION all-wheel drive	1,726/1,626
load compartment, volume (m <sup>3</sup> ), with front-wheel drive/4MOTION all-wheel drive	9.9/9.3
lateral sliding door, width x height (mm):	
– with front-wheel drive	1,311 x 1,587
– with 4MOTION all-wheel drive	1,311 x 1,487
rear wing doors, width x height (mm):	
– with front-wheel drive	1,552 x 1,605
– with 4MOTION all-wheel drive	1,552 x 1,505

load compartment, height (mm)	1,861
load compartment, volume (m <sup>3</sup> )	10.7
lateral sliding door, width x height (mm)	1,311 x 1,722
rear wing doors, width x height (mm)	1,552 x 1,740

\*d

weighing the individual vehicle. Specifications are subject to change without notice. Fuel consumption tested in accordance with EC directive 60/1268/EC & NEDC procedure unless stated otherwise. The fuel consumption is measured on European specification cars and may vary depending on specification, road condition, tyres and driving behaviour. Please refer to brochure for further information. Issued 19 February 2019.

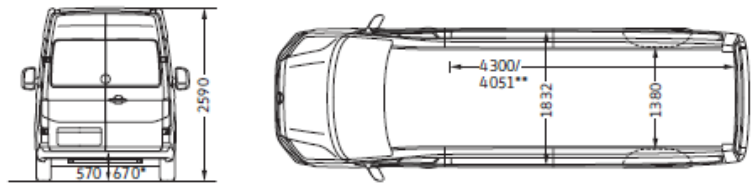
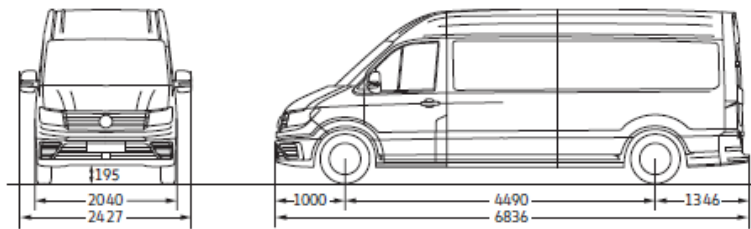
Key: ● (Standard) NCO (No Cost Option) - (Not available)

ial



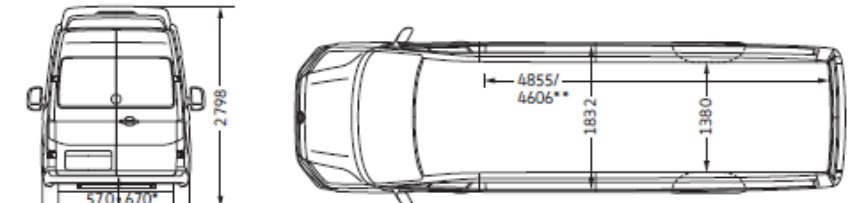
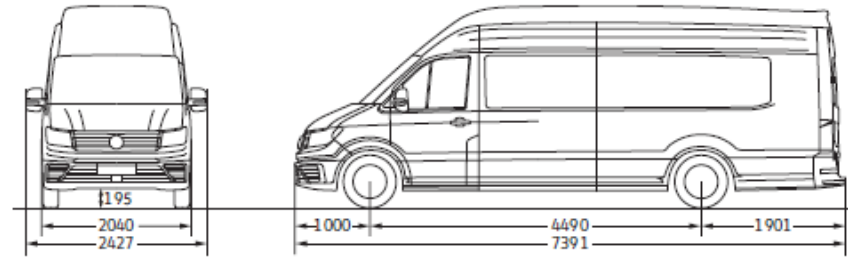
Model	Code	Crafter 30 103kW MWB Runner	Crafter 35 103kW MWB	Crafter 35 103kW LWB	Crafter 35 103kW ELWB	Crafter 35 130kW MWB	Crafter 35 130kW LWB	Crafter 35 130kW ELWB
-------	------	-----------------------------------	----------------------------	----------------------------	-----------------------------	----------------------------	----------------------------	-----------------------------

### Long Wheel Base (High Roof)



\*This value applies for 4MOTION all-wheel drive and rear-wheel drive.  
\*\*Load compartment length, max. (at floor level)/load compartment length, min.

### Extra Long Wheelbase (Super High Roof)



\*This value applies for 4MOTION all-wheel drive.  
\*\*Load compartment length, max. (at floor level)/load compartment length, min.

load compartment, height (mm), with front-wheel drive/4MOTION all-wheel drive/rear-wheel drive	1,961/1,861/1,861
load compartment, volume (m <sup>3</sup> ), with front-wheel drive/4MOTION all-wheel drive/rear-wheel drive	14.4/13.6/13.6

load compartment, height (mm), with front-wheel drive/4MOTION all-wheel drive	2,196/2,096
load compartment, volume (m <sup>3</sup> ), with front-wheel drive/4MOTION all-wheel drive	18.4/17.5

### Load Compartment

Without floor covering in passenger/load compartment, with covering for locking mechanism on tailgate/rear wing doors	5BA	•	•	•	•	•	•	•
Wooden floor covering in load compartment, with loading edge	5BD	\$1,000	\$1,000	\$1,000	\$1,000	\$1,000	\$1,000	\$1,000
Universal floor covering with lashing rings longitudinal lashing rails	YDA	\$2,000	\$2,000	\$2,000	\$2,000	\$2,000	\$2,000	\$2,000
Rear side trim panel in passenger/load compartment made of medium-height hardboard	5DB	•	•	•	•	•	•	•
Rear side trim panel in load compartment made of plywood, extending up to the roof frame	5DU	\$700	\$700	\$700	\$700	\$700	\$700	\$700
Without rear side trim panel passenger load compartment	5DA	NCO	NCO	NCO	NCO	NCO	NCO	NCO

\*Maximum Retail Price (MRP) includes 15% GST and does not include on-road costs. Figures will change depending on model derivative and equipment fitted. All measurements listed are based on standard specification vehicles. The actual dimensions may differ slightly from the values stated here. Equipment may affect the unladen weight. A vehicles' actual payload, which is the difference between the gross vehicle weight and the unladen weight, can only be determined by weighing the individual vehicle. Specifications are subject to change without notice. Fuel consumption tested in accordance with EC directive 80/1268/EC & NEDC procedure unless stated otherwise. The fuel consumption is measured on European specification cars and may vary depending on specification, road condition, tyres and driving behaviour. Please refer to brochure for further information. Issued 19 February 2019.

Key: • (Standard) NCO (No Cost Option) - (Not available)

Model	Code	Crafter 30 103kW MWB Runner	Crafter 35 103kW MWB	Crafter 35 103kW LWB	Crafter 35 103kW ELWB	Crafter 35 130kW MWB	Crafter 35 130kW LWB	Crafter 35 130kW ELWB
Cargo area partition with fixed window	3CG	•	•	•	•	•	•	•
Cargo area partition – removal of partition (Forces: Child safety lock in load compartment, Without grab handle on B-pillar in load/passenger compartment)	ZT0	NCO	NCO	NCO	NCO	NCO	NCO	NCO
Lashing rings for load restraint	6B1	10x	10x	12x	14x	10x	12x	14x
Closed side panel in load compartment, rear, left and right	4FA & 4JA	•	•	•	•	•	•	•
Closed side panel in load compartment, front, left and right	4DA & 4EA	•	•	•	•	•	•	•
Closed side panel in load compartment, centre, left and right	6VA & 6WA	•	•	•	•	•	•	•
Side window in passenger/load compartment, front left and right, fixed	4DE & 4EE	\$600	\$600	\$600	\$600	\$600	\$600	\$600
Sliding door, left and right	5Q2 & 5R2	•	•	•	•	•	•	•
Rear wing doors with windows aperture	ZHF	•	•	•	•	•	•	•
Hinges for rear wing doors with increased opening angle (max. 270°)	5V4	•	•	•	•	•	•	•
Heated Rear Windows	4HH	•	•	•	•	•	•	•
Step in rear, extending over full width (forces side marker lamps, removes 1D7, 1D8; incompatible with local tow bar)	QT4	\$300	\$300	\$300	\$300	\$300	\$300	\$300
Step in rear, extending over half width (forces 1D8 – trailer hitch preparation, incompatible with local tow bar)	QT9	\$200	\$200	\$200	\$200	\$200	\$200	\$200

#### Safety and Security

3-point automatic seat belts, height-adjustable with electric seat-belt tensioners in front	3QN	•	•	•	•	•	•	•
Driver and front passenger airbag with front passenger airbag deactivation	4UF	•	•	•	•	•	•	•
Side and Curtain Airbag for driver and front passenger <b>(Note: Not Available with Super High Roof)</b>	4X3	\$1,800	\$1,800	\$1,800	\$1,800	\$1,800	\$1,800	\$1,800
Electronic Stability Control (ESP) and anti-lock brake system (ABS)	1AS	•	•	•	•	•	•	•
Central locking system with safe securing and radio remote control	4I2	•	•	•	•	•	•	•
Electronic vehicle immobilisation device (transponder)	7AA	•	•	•	•	•	•	•
Forward Collision Warning Front Assist with Emergency Braking	6K2	\$450	•	•	•	•	•	•
Lane change system side assist with Blind Spot Monitor, electric folding mirrors and park distance control in front and rear with active side protection and rear traffic alert	ZSA	\$1200	•	•	•	•	•	•
Cruise control system incl. speed limiter	8T6	•	•	•	•	•	•	•
Adaptive Cruise Control ACC up to 160 km/h, incl. speed limiter	8T8	\$1,250	\$1,250	\$1,250	\$1,250	\$1,250	\$1,250	\$1,250
Hill Start Assist	UG1	•	•	•	•	•	•	•
Park distance control in front and rear with active side protection	9X0	•	•	•	•	•	•	•
Trailer manoeuvring system Trailer Assist, Park Assist, and park distance control with active side protection & Removable & lockable trailer hitch (incl. trailer stabilisation)	9X3 & 1D2	\$4,200	\$4,200	\$4,200	\$4,200	\$4,200	\$4,200	\$4,200
Warning buzzer and light for driver seat belt not fastened	9P1	•	•	•	•	•	•	•
Side Wind compensation	KJ1	•	•	•	•	•	•	•
Electromechanical Power Steering	***	•	•	•	•	•	•	•
Autonomous Post Collision Braking	***	•	•	•	•	•	•	•

\*Maximum Retail Price (MRP) includes 15% GST and does not include on-road costs. Figures will change depending on model derivative and equipment fitted. All measurements listed are based on standard specification vehicles. The actual dimensions may differ slightly from the values stated here. Equipment may affect the unladen weight. A vehicles' actual payload, which is the difference between the gross vehicle weight and the unladen weight, can only be determined by weighing the individual vehicle. Specifications are subject to change without notice. Fuel consumption tested in accordance with EC directive 80/1268/EC & NEDC procedure unless stated otherwise. The fuel consumption is measured on European specification cars and may vary depending on specification, road condition, tyres and driving behaviour. Please refer to brochure for further information. Issued 19 February 2019.

Key: • (Standard) NCO (No Cost Option) - (Not available)

Model	Code	Crafter 30 103kW MWB Runner	Crafter 35 103kW MWB	Crafter 35 103kW LWB	Crafter 35 103kW ELWB	Crafter 35 130kW MWB	Crafter 35 130kW LWB	Crafter 35 130kW ELWB
2 remote control folding keys	8QJ	•	•	•	•	•	•	•
<b>Wheels and Suspension</b>								
Steel wheels 6.5J x 16 in silver	F85	•	•	•	•	•	•	•
Spare wheel (steel wheel) with original equipment tire, tool kit, and jack	ZR8	•	•	•	•	•	•	•
Tires 205/75 R16 C113/111	Q69	•	•	•	•	•	•	•
Disk brakes in front, 16-inch (480 mm diameter)	1LA	•	•	•	•	•	•	•
Mud Flaps in front and rear	6N2	•	•	•	•	•	•	•
Standard suspension system and shock absorption.	1BA	•	•	•	•	•	•	•
Heavy-duty suspension system and shock absorption, heavy-duty stabilizers	2MG	\$600	\$600	\$600	\$600	\$600	\$600	\$600
<b>Exterior Features</b>								
Paint – Solid colours		•	•	•	•	•	•	•
Metallic / Pearl Effect Paint		\$2,600	\$2,600	\$2,600	\$2,600	\$2,600	\$2,600	\$2,600
Grey Bumper in front with painted trim panel in body colour, radiator grille unpainted with chrome moulding	2JF + 6KA	•	•	•	•	•	•	•
Trailer hitch preparation (incl. trailer stabilisation) with wiring harness, outlet, and electronic control unit	1D7	•	•	•	•	•	•	•
Trailer hitch preparation (incl. trailer stabilisation) with wiring harness, outlet, electronic control unit and towing bracket	1D8	\$650	\$650	\$650	\$650	\$650	\$650	\$650
Windshield wiper intermittent control with light and rain sensor and separate daytime running lights with automatic headlamp activations.	ZA3	\$500	•	•	•	•	•	•
Halogen twin lamps	8ID	•	•	•	•	•	•	•
Heat-insulating windshield made of laminated glass	4GF	•	•	•	•	•	•	•
Side marker lamps	8F1	\$180	•	•	•	•	•	•
Exterior mirrors, power-adjustable and heated	6XN	•	-	-	-	-	-	-
Exterior mirrors, power-adjustable, heated and electric folding	6XP	-	•	•	•	•	•	•
Dimming breakaway interior rear-view mirror	4L2	•	•	•	•	•	•	•
Acoustic warning when reverse gear is engaged, de-activatable	IL2	\$500	\$500	\$500	\$500	\$500	\$500	\$500
<b>Interior Features</b>								
2 Standard interior lights in passenger / load compartment	9CC	•	•	•	•	•	•	•
Load compartment lighting: 4 LED spots	9CW	\$300	\$300	\$300	\$300	\$300	\$300	\$300
Two 12V outlets in the cab (in the dashboard) and 2 beverage holders	EU1 & 9JA	•	•	•	•	•	•	•
Two 12V outlets in cab/load compartment (one at the C- and 1 at the D-pillar)	7B3	\$100	\$100	\$100	\$100	\$100	\$100	\$100

\*Maximum Retail Price (MRP) includes 15% GST and does not include on-road costs. Figures will change depending on model derivative and equipment fitted. All measurements listed are based on standard specification vehicles. The actual dimensions may differ slightly from the values stated here. Equipment may affect the unladen weight. A vehicles' actual payload, which is the difference between the gross vehicle weight and the unladen weight, can only be determined by weighing the individual vehicle. Specifications are subject to change without notice. Fuel consumption tested in accordance with EC directive 80/1268/EC & NEDC procedure unless stated otherwise. The fuel consumption is measured on European specification cars and may vary depending on specification, road condition, tyres and driving behaviour. Please refer to brochure for further information. Issued 19 February 2019.

Key: • (Standard) NCO (No Cost Option) - (Not available)

Model	Code	Crafter 30 103kW MWB Runner	Crafter 35 103kW MWB	Crafter 35 103kW LWB	Crafter 35 103kW ELWB	Crafter 35 130kW MWB	Crafter 35 130kW LWB	Crafter 35 130kW ELWB
Interior sound insulation measures, PLUS	3W3	•	•	•	•	•	•	•
Storage compartment over cab	QE4	\$300	•	•	•	•	•	•
Storage compartment over cab, accessible from load compartment	7N4	\$300	\$300	\$300	\$300	\$300	\$300	\$300
Rubber floor covering in cab	5AC	•	•	•	•	•	•	•
Air-conditioning (Climatic) system for front cabin with semi-automatic control and outside temperature display	ZK1	•	•	•	•	•	•	•
Height and reach adjustable steering column	2ZA	•	•	•	•	•	•	•
Multi-function steering wheel including multi-function display "Plus". Instrument cluster with display of speed, total/trip mileage, rpm, fuel gauge, and time	2ZA & 9S5 & U5A	•	•	•	•	•	•	•
Rear view camera system	KA1	•	•	•	•	•	•	•
Terminal block and preparation for function control module	IP4	•	•	•	•	•	•	•
<b>Seats and Upholstery</b>								
Comfort seat for driver (Backrest adjustment, Longitudinal adjustment, 2 – track lumbar support, 1x inside armrest, seat cushion for adjustment, height adjustment)	3SE	•	-	-	-	-	-	-
Comfort seat "Plus" for driver (Backrest adjustment, Longitudinal adjustment, 4 – track electrical lumbar support, 2x armrests, seat cushion for adjustment, height adjustment)	3SF	\$500	•	•	•	•	•	•
Comfort seat "Plus" for passenger	3TF	\$500	NCO	NCO	NCO	NCO	NCO	NCO
2-seater front passenger bench seat with storage compartment	3TS	•	•	•	•	•	•	•
Swivel seat – driver. Forces a fold-down hand brake. N/A with bench seat	3SD	\$600	\$300	\$300	\$300	\$300	\$300	\$300
Swivel seat – passenger	3TD	\$150	\$150	\$150	\$150	\$150	\$150	\$150
Seat trim covers in fabric "Austin"	DM - N0L	•	•	•	•	•	•	•
<b>Multimedia</b>								
Radio "Composition Media" with 8-inch touch screen, 4 speakers and 2 woofers, mobile phone interface, USB interface (compatible with iPod/ iPhone/iPad), AUX-IN jack, and electric interface, illuminated glove compartment with lockable lid, Multi-function display "Plus" + Ap Connect	Z34, 9ZX 8RE	•	•	•	•	•	•	•
Navigation system "Discover Media" with 8-inch touch screen, 4 speakers and 2 woofers, mobile phone interface with WLAN, USB interface (compatible with iPod/ iPhone/iPad), AUX-IN jack, and electric interface, illuminated glove compartment with lockable lid, Multi-function display "Plus" + App Connect <b>NOTE: Available for vehicles landing Q2 2019 onward</b>	Z44, 9ZX, 77T, 8RE	\$1,000	\$1,000	\$1,000	\$1,000	\$1,000	\$1,000	\$1,000
<b>Warranty and Servicing</b>								
3 year / 250,000 km mechanical warranty		•	•	•	•	•	•	•
12 year anti-corrosion warranty		•	•	•	•	•	•	•
3 year Volkswagen Roadside Assistance		•	•	•	•	•	•	•
Up to 50,000 km (or flexible up to 2 years) oil service intervals		•	•	•	•	•	•	•

\*Maximum Retail Price (MRP) includes 15% GST and does not include on-road costs. Figures will change depending on model derivative and equipment fitted. All measurements listed are based on standard specification vehicles. The actual dimensions may differ slightly from the values stated here. Equipment may affect the unladen weight. A vehicles' actual payload, which is the difference between the gross vehicle weight and the unladen weight, can only be determined by weighing the individual vehicle. Specifications are subject to change without notice. Fuel consumption tested in accordance with EC directive 80/1268/EC & NEDC procedure unless stated otherwise. The fuel consumption is measured on European specification cars and may vary depending on specification, road condition, tyres and driving behaviour. Please refer to brochure for further information. Issued 19 February 2019.

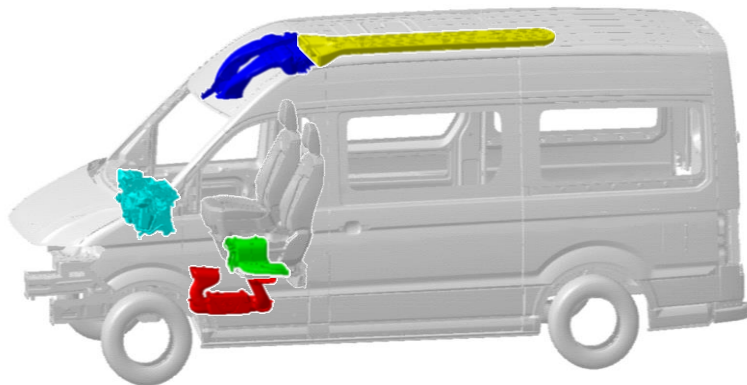
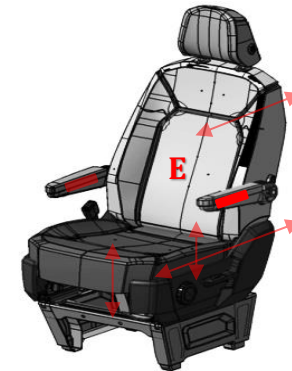

Key: • (Standard) NCO (No Cost Option) - (Not available)

**Product Description**

**MRP**

**VW Minibus Package (ex factory)**

- 5CE – Interior Roof Trim
- 9CW – 4X LED interior lights
- 6AD – Air-conditioning with 2nd evaporator and 2nd heater core
- ZFP – Window package
- 3TF – Comfort Seat Plus on Front Passenger Side
- 8F1 - Side Marker Lamps
- IL2 – Acoustic Reversing Warning (only Crafter >3,500kg GVM)
- ZT0 – Without partition
- 5V3 – Hinges for rear wing doors (not 270° opening angle)
- 6B0 – Without lashing rings



**\$5,000**

\*Maximum Retail Price (MRP) includes 15% GST and does not include on-road costs. Figures will change depending on model derivative and equipment fitted. All measurements listed are based on standard specification vehicles. The actual dimensions may differ slightly from the values stated here. Equipment may affect the unladen weight. A vehicles' actual payload, which is the difference between the gross vehicle weight and the unladen weight, can only be determined by weighing the individual vehicle. Specifications are subject to change without notice. Fuel consumption tested in accordance with EC directive 80/1268/EC & NEDC procedure unless stated otherwise. The fuel consumption is measured on European specification cars and may vary depending on specification, road condition, tyres and driving behaviour. Please refer to brochure for further information. Issued 19 February 2019.

Key: • (Standard) NCO (No Cost Option) - (Not available)