

# The Grand California

Printed in New Zealand  
Issue: June 2020  
Changes and errors reserved

[volkswagen.co.nz](http://volkswagen.co.nz)

Overseas model shown, local specifications may differ. Some of the vehicles shown in this catalogue are equipped with options at extra charge. Subject to change without notice. The data given here on equipment and technical data is based on information available at the time of going to print.

Your local Volkswagen dealer will be pleased to provide you with full New Zealand specifications upon request.

Visit [volkswagen.co.nz](http://volkswagen.co.nz) for more details.



Commercial  
Vehicles

# The Grand California





*The Grand California.*

## **GRAND FREEDOM.**


For generations now, the California has been the embodiment of freedom, giving drivers the ability to take their home to some of the most beautiful places on earth. In the Grand California, this freedom has been taken to the next level. The Crafter-based camper van has been designed especially for long journeys and personalised adventures.

Both models offer outstanding levels of comfort, feature a premium finish and are equipped with a fully fledged bathroom, kitchen, rear bed and perfect illumination – so that you can enjoy your holiday in any corner of the globe.



Overseas model shown, local specifications may differ. Illustration includes option at extra charge. Please contact your local Volkswagen dealer for details of the standard equipment and optional extras.





*The Grand California 680.*  
**GRAND MOMENTS.**

Follow your instincts, discover new destinations, and make a spontaneous stop at a beautiful location: with the Grand California 680, you can design your journey any way you want. The 6.80 m mobile home has everything you need on board – and plenty of space for an unforgettable experience.



Overseas model shown, local specifications may differ. The model designations indicate the overall length of the vehicle in cm. Please contact your local Volkswagen dealer for details of the standard equipment and optional extras.



*The highlights  
in the Grand California 680.*

- » Premium mobile home with a high level of comfort
- » Extra-long living area
- » 1.67 m wide rear bed with a length of 2.00 m on the right and 1.90 m on the left side of the bed
- » Wardrobe with rail
- » Eleven upper cabinets, six of which open upwards and five of which open downwards
- » Up to eight camping windows with mosquito nets and pleated curtains available as option
- » Kitchen with two-burner gas cooker, stainless steel sink, 70 l refrigerator-freezer combination, large lower cabinet and extra work surface
- » Fully equipped bathroom with shower and toilet
- » 110 l fresh water tank, 90 l waste water tank
- » Air- and water-based heater with gas
- » Numerous USB, 12 V and 230 V sockets in the living area







*The Grand California 600.*  
**GRAND HOLIDAYS.**

The Grand California 600 is the ideal size for a wonderful extended family holiday. With a length of 6.00 m and height of 2.97 m\*, it is also compact enough for small camp sites, while also big enough for a family of four with two children. This is thanks to the brand new optional camper roof with an over-cab bed for little ones.



\*Vehicle height when the skylight in the wetroom is closed. The model names indicate the total length of the vehicle in cm. Overseas model shown, local specifications may differ. Please contact your local Volkswagen dealer for details of the standard equipment and optional extras.





*The highlights  
in the Grand California 600.*

- » Compact mobile home with a high level of comfort
- » Multifunctional interior
- » Cross-wise rear bed for two adults with 1.93 m\* x 1.36 m surface
- » Optional over-cab bed and large panoramic roof
- » Four camping windows with mosquito nets and pleated curtains
- » Kitchen with two-burner gas cooker, stainless steel sink, 70 l refrigerator-freezer combination and small lower cabinet
- » Fully equipped bathroom with shower and toilet
- » 110 l fresh water tank, 90 l waste water tank
- » Air- and water-based heater with gas
- » Numerous USB, 12 V and 230 V sockets in the living area



\*Length measurements are subject to a tolerance of +/- 3.5 cm. Overseas model shown, local specifications may differ. Please contact your local Volkswagen dealer for details of the standard equipment and optional extras.



Dimensions. Seats. Weights.  
**GRAND SPACE.**

**Exterior dimensions:**  
Length: 6.80 m  
Width: 2.04 m<sup>1)</sup>  
Height: 2.84 m<sup>2)</sup>  
Optional awning: 2.50 m x 3.50 m (L/W)

**Load capacities:**  
Permissible trailer weight: 2 t  
Bicycle carrier: 35 kg



The living areas in the  
Grand California 680.

**Number of seats:** 2, optional 4  
**Headroom:** 1.97 m–2.03 m  
**Table:** 1.16 m x 0.55 m x 0.75 m (L/W/H)  
**Bench seat:** 0.45 m x 0.84 m x 0.53 m (L/W/H)

**Bathroom:** 0.82 m x 0.82 m x 1.85 m<sup>3)</sup> (L/W/H)



**Kitchen:** 1.40 m x 0.40 m x 0.88 m<sup>4)</sup> (L/W/H)

**Number of beds:** 2  
**Rear bed (length-wise):**  
2.00 m x 1.67 m right,  
1.90 m x 1.67 m left  
**Storage space:** 800 l in the rear,  
180 l under the bed

The living areas in the  
Grand California 600.

**Number of seats:** 4  
**Headroom:** 2.18 m–2.20 m  
**Table:** 1.16 m x 0.55 m x 0.75 m (L/W/H)  
**Bench seat:** 0.45 m x 0.84 m x 0.53 m (L/W/H)

**Bathroom:** 0.82 m x 0.82 m x 1.85 m<sup>3)</sup> (L/W/H)



**Kitchen:** 0.98 m x 0.40 m x 0.88 m<sup>4)</sup> (L/W/H)

**Number of beds:** 2+2<sup>5)</sup>  
**Rear bed (cross-wise):** 1.93 m<sup>6)</sup> x 1.36 m  
**Optional over-cab bed:**  
1.60 m x 1.22 m left,  
1.90 m x 1.22 m right  
**Storage space:** 800 l in the rear,  
180 l under the bed



**Exterior dimensions:**  
Length: 5.98 m  
Width: 2.04 m<sup>1)</sup>  
Height: 2.97 m<sup>2)</sup>  
Optional awning: 2.50 m x 3.00 m (L/W)

**Load capacities:**  
Permissible trailer weight: 2 t  
Bicycle carrier: 35 kg

1) With exterior mirrors, the width is 2.41 m. 2) Vehicle height when the skylight in the wetroom is closed. 3) Standing height in door frame. 4) Height of the work surface. 5) An over-cab bed is optionally available. This has space for two children or one adult lying diagonally. 6) Length measurements are subject to a tolerance of +/- 3.5 cm. Overseas model shown, local specifications may differ. Please contact your local Volkswagen dealer for details of the standard equipment and optional extras.



Stow. Wash. Sleep.  
**GRAND DREAMS.**

**01 Easily accessible storage area (up to 980 l) in the rear.** There is plenty of space for storing luggage under the rear bed. Access via the rear wing doors is especially practical. Illustration shows the Grand California 680.



**02 Plate springs for a great night's sleep.** The plate springs offer the ideal level of comfort, regardless of the position you sleep in. Illustration shows the Grand California 680.



**03 Two large skylights (0.70 m x 0.60 m) with mosquito nets and curtains.** There is one skylight behind the rear bed and one at the front over the dining area.

**04 Cross-wise rear bed (1.93 m\* x 1.36 m) in the Grand California 600.** Comfort is just one of the great features of the compact rear bed. Thanks to the two-part load securing system, everything you need for your journey can be stowed securely under the bed while you are on the move. When folded up to the side, it also features a handy loading function.

**Length-wise rear bed (2.00 m x 1.67 m and 1.90 m x 1.67 m) in the Grand California 680** (see illustration, page 7). The spacious rear bed offers plenty of space for sleeping and storage. The bed comes with two lower cabinets and one tall wardrobe. When using the storage space under the bed, the two-piece load securing system keeps everything safely in position. When folded up to the side, it also features a handy loading function.



**05 Fully equipped bathroom with shower, toilet and a whole host of storage areas.** The bathroom is sure to impress with its well thought-out functional design. For instance, the wash basin can be folded up while you are using the shower or toilet. All your bits and pieces are secured on the shelves to stop them from falling down. The folding mirror can be secured in place. A motion sensor switches on the mirror light. There is also a four-compartment storage solution for towels. And to protect the bathroom from overflowing water, it comes with two drains including a dirt trap and odour trap.

**06 Practical bathroom cabinet under the wash basin.** The cabinet door provides reliable protection against splash water.



» The optional over-cab bed in the Grand California 600

**07 Optional over-cab bed (1.60 m – 1.90 m x 1.22 m) with panorama roof (0.70 m x 0.85 m), aluminium ladder and reading light in the Grand California 600.** It can hold up to 150 kg of weight and offers space for two children or one adult. The slatted base can be pulled out at the touch of a button, and the panorama roof comes with a shade and a mosquito net.

**08 Camping windows with mosquito nets and pleated curtains.** The camping windows open wide to two positions for ventilation.



» The cross-wise rear bed in the Grand California 600



Cook. Eat. Live.  
**GRAND HOME.**



**01 Two-piece mosquito net on the sliding door.** The entire opening in the sliding door comes with a custom-fit cover. Both nets can be slid in smooth-running profiles. Illustration shows the Grand California 680.

**Optional camping table and two folding chairs (not illustrated).** An easy to set up seating option for outdoors. After use, the table and chairs can simply be stowed in the storage pockets for the rear wing doors.

**110 l fresh water tank and 90 l waste water tank (not illustrated).** The fresh water tank is protected against frost. Both tanks have a fill level sensor.

**Optional awning with white or black casing (not illustrated).** It is made from fabric and is operated with a hand-held crank. The awning measures 2.5 m x 3 m in the Grand California 600 – and 2.5 m x 3.5 m in the Grand California 680. The crank is accessible from the outside and stored at the top of the rear panel.



**02 Extra work surface in the kitchen.** The Grand California 600 comes with two top extension elements which can be used to increase the length of the kitchen work surface if needed. An extra fixed work surface with a built-in lower cabinet is available in the Grand California 680.

**03 Kitchen with plenty of drawers and 70 l refrigerator-freezer combination.** The kitchen cabinet has plenty of space for kitchen appliances and crockery. The option to access the refrigerator from outside is particularly handy. Illustration shows the Grand California 680.

**04 Two-burner gas cooker and sink with folding fittings.** The gas cooker and sink can be used flexibly thanks to the two-part glass cover. Illustration shows the Grand California 600.



**05 Comfortable living and dining area with large table and four seats.** The seat combination in the living area offers lots of space for eating, playing and relaxing. The flexible table can be pushed up to the bench seat backrest and can be stowed on the bed from inside or outside prior to your journey. Illustration shows the Grand California 680.





01 | 02

**01 Optional Kathrein SAT system for TV reception.** The satellite aerial can be extended or retracted automatically. The system can be used at speeds up to 130 km/h.<sup>1)</sup>

**02 Optional solar system on the vehicle roof.** The Grand California 600 comes with a 104 W system at the front of the roof, while a 174 W system is mounted in the middle of the roof on the Grand California 680. Both systems supply the second battery and help it to remain self-sufficient depending on how strong the sun is.

**Optional roof-mounted air conditioning system (2,200 W cooling output)** (not illustrated). The lightweight, compact system is designed to be operated with an external source of power.



03

## Heat. Adjust. Relax. GRAND ELECTRICS.

**03 Electrical step for easier entry and exit.** The step extends automatically when the sliding door is opened. The multifunction display shows a warning if the step is still extended at the start of your journey.

**Water- and air-based heater with gas operation for two gas canisters<sup>2)</sup>** (not illustrated). Five air vents distribute the warm air generated by the 6 kW system uniformly throughout the interior. The system also stores 10 l of warm water for the kitchen and bathroom.<sup>3)</sup>

**Optional water- and air-based heater with gas and electric operation** (not illustrated). The on-board heating system can also be powered electrically in addition to the functions provided by the water- and air-based heater. An external source of power is needed for this function.<sup>3)</sup>

**Optional water- and air-based heater with diesel and electric operation** (not illustrated). In addition to the functions offered by the water- and air-based heater with gas and electric operation, it is also available with diesel and electric operation. This allows a separate heat supply to be operated for a particularly long period, while also saving on weight as the two large gas canisters are no longer needed. A gas canister is needed for cooking.<sup>4)</sup>

**Optional auxiliary water heater with programmable auxiliary heater** (not illustrated). This supports the vehicle heating and can preheat the vehicle up to 60 minutes in advance via the programming function in order to rapidly defrost the windows, for example.

**Optional auxiliary air heater plus auxiliary heater** (not illustrated). The fuel-powered auxiliary air heater quickly heats up the interior through the air vents. A remote control is also available as an option.

**Optional auxiliary air heater plus auxiliary water heater, with optional programmable function** (not illustrated). The fuel-powered auxiliary air heater quickly heats up the interior through the air vents. An additional water heater supports the on-board heating when the engine is running. Vehicle pre-heating can be programmed or started using the optional remote control function.

**04 Central operating unit with touch pad for controlling the heater, water supply and solar system.** A convenient way to adjust and control everything that makes modern camping so enjoyable.

**Six USB sockets for charging smartphones, tablets and laptops** (not illustrated). The dining and sleeping areas are each equipped with two USB sockets – two more sockets are also accessible from the outside when the sliding door is open.

**Four 230 V sockets and one 12 V socket** (not illustrated). There are two 230 V sockets in the kitchen, one under the bench seat in the dining area and one in the rear area.

**05 Interior lighting.** The main light above the upper cabinets, a working light above the kitchen and dining area lighting create a homely feel. Illustration shows the Grand California 680.



04



05

**Optional background lighting on the upper cabinets** (not illustrated). The multi-coloured LED lighting strip is controlled on the central operating unit. Users can adjust the colour, brightness level and activation.

**Optional Wi-Fi via LTE hotspot router** (not illustrated). Generates a Wi-Fi hotspot in the vehicle for use by external devices. A data SIM is also required.

1) When the SAT system is closed, the vehicle height of the Grand California 600 is increased to 3.09 m or 2.97 m for the Grand California 680. 2) Not included in the scope of delivery. 3) Gas pressure regulator, crash sensor and gas filter for two gas canisters are already included in the scope of delivery. 4) Gas pressure regulator, crash sensor and gas filter for one gas canister are already included in the scope of delivery. Overseas model shown, local specifications may differ. Please contact your local Volkswagen dealer for details of the standard equipment and optional extras.



Navigate. Climatise. Learn.

## GRAND DRIVING COMFORT.



**Optional leather-covered multifunction steering wheel, with heating function** (not illustrated). It is comfortable to touch and extremely user-friendly. The radio or navigation system, a mobile phone and the cruise control system can all be controlled using its buttons.

**01 "Plus" multifunction display.** The monochrome TFT screen displays up-to-the-minute information such as the outside temperature, remaining range and average fuel consumption. It can also be used to operate the driver assistance systems and quickly check the vehicle functions.



**02 Optional "Climatronic" air conditioning system.** This system offers 2/3-zone temperature control for the driver, front passenger and living area. The automatic air recirculation function, air quality sensor and optional auxiliary heater all work together to create a pleasant interior climate.

**Optional Bluetooth sound system in the living area** (not illustrated). The living area has its own sound system with four loudspeakers and a subwoofer. To play a film or music, the Bluetooth loudspeakers simply need to be switched on via the central operating unit and then connected to the device in question. The radio and navigation system in the cockpit can also be enhanced with the Bluetooth loudspeakers.



**Optional "Composition Audio" radio system** (not illustrated). This system consists of a TFT monochrome display, 2 x 20 watt output with two loudspeakers<sup>1)</sup>, an SD card slot, an AUX-IN interface, a USB port and a Bluetooth connection for mobile phones.

**Optional "Composition Media" radio system** (not illustrated). This system consists of a 20.8 cm (8.0 inch) colour TFT display, a touchscreen with proximity sensor, an MP3- and WMA-compatible CD drive, 4 x 20 watts output with four loudspeakers<sup>1)</sup>, an SD card slot, an AUX-IN port and a USB port in the dash panel, a Bluetooth connection for mobile phones, and a dual tuner with phase diversity for optimal radio reception.

**03 Optional "Discover Media" navigation system.** In addition to the functions of the "Composition Media" radio system, the dash panel contains a second integrated SD card slot which is compatible with the SD card with the map data. Free updates for the installed maps for Europe<sup>2)</sup> are available with Volkswagen MapCare on the Volkswagen website.





**04 Optional operating unit for the auxiliary heater.** The operating unit is easily accessible in the roof panel. The touchscreen makes it easier to control and program the auxiliary heater.


Further information on the equipment is available in the Crafter catalogue or at [volkswagen.co.nz](http://volkswagen.co.nz)


<sup>1)</sup> Two additional rear loudspeakers are available for the Grand California. This option will be introduced at a later date. <sup>2)</sup> The graphic material initially includes the countries Germany, Italy, Poland, Austria, Switzerland, Czech Republic, Slovakia and a part of the Balkans. Overseas model shown, local specifications may differ. Please contact your local Volkswagen dealer for details of the standard equipment and optional extras.





**P**  **Optional sensor-based side protection.**<sup>1)</sup> Monitors the vehicle sides and emits visual and acoustic warnings if the vehicle moves hazardously close to posts, walls or pedestrians.


**P**  **Electromechanical power steering.** The speed-dependent steering with active return improves the driving feeling and safety and achieves steering precision hitherto unknown with commercial vehicles.


**P**  **Optional "Trailer Assist" trailer manoeuvring system.**<sup>1)</sup> Automatically manoeuvres vehicles with trailers into parallel parking spaces and makes it easier to reverse precisely up to loading ramps and other targets. The driver simply has to put the vehicle into reverse, press the parking assistance button and specify the direction in which the trailer needs to turn using the mirror adjustment switch.


**P**  **Optional Adaptive Cruise Control ACC.**<sup>1)</sup> Automatically adapts the vehicle's speed to that of the vehicle driving in front and maintains the distance set by the driver. Includes the "Front Assist" area monitoring system.


**P**  **Optional "Front Assist" area monitoring system with City Emergency Braking system**<sup>2),1)</sup> Helps to reduce the vehicle's braking distance in critical situations.


**/i**  **Optional lane keeping system "Lane Assist"**<sup>3)</sup> Countersteers if a lane is left unintentionally while alerting the driver at the same time by using a warning tone and information in the multifunction display.

**P**  **Optional Blind Spot Monitor and Rear Traffic Alert.**<sup>1)</sup> Emits an acoustic warning when reversing out of a parking space and another vehicle is getting too close. If the driver fails to react, the system can minimise the consequences of a possible accident and, in the best case scenario, prevent an accident entirely by applying the brakes.


**P**  **Crosswind Assist.**<sup>1)</sup> As a sub-function of the Electronic Stabilisation Programme, it assists in case of strong, gusty crosswind by automatically adapting the brake intervention if necessary.


**P**  **Optional "Park Assist" parking steering assistance.**<sup>1)</sup> Handles multi-step parking into parallel parking spaces. When reverse gear is engaged, the vehicle automatically assumes control of the steering. All the driver has to do is operate the accelerator and brake.


**E**  **Optional main-beam control "Light Assist".** Automatically dips the headlights for oncoming vehicles or vehicles travelling ahead before they are dazzled. When activated, the system automatically switches on the high-beam headlights when the vehicle is travelling above 60 km/h in complete darkness.


**P**  **Optional Blind Spot Monitor.**<sup>1)</sup> Uses a display in the exterior mirror to warn when the sensors detect a vehicle in the blind spot.


## Look forwards. Recognise. Assist. GRAND PROSPECTS.


**P**  **Optional ParkPilot.** Emits acoustic warnings when obstacles are detected in front of or behind the vehicle when parking, and also provides a visual display of the vehicle's distance from these obstacles.


**R**  **Optional "Rear View" reversing camera.**<sup>1)</sup> Simplifies parking by showing a limited view of the area behind the vehicle on the display of the radio or navigation system<sup>4)</sup>. Additional static guidelines aid the parking process.

**C**  **Optional cruise control system.** At 30 km/h and above, the system maintains the set speed through uphill and downhill inclines.


**T**  **Optional Tyre Pressure Monitoring System.**<sup>1)</sup> Displays the current pressure for each tyre and warns of deviations from the set value.

**C**  **Optional Driver Alert System.**<sup>1)</sup> Uses visual and acoustic warning signals to recommend that the driver take a break as soon as it registers driving behaviour that indicates tiredness.

**R**  **Optional Road Sign Display.**<sup>5)</sup> Registers road signs and informs the driver about the current situation on the road.

**F**  **Optional fog lights with integrated static cornering light function.** Ensure optimum visibility in poor weather conditions. The headlight nearest to the corner illuminates the roadside when turning.

**L** **Optional Light and Sight package.** Configured to provide better visibility, this package consists of automatic driving light control, which dips the high-beam automatically, and a rain sensor which activates the windscreen wipers. The driving light assistant with "Coming Home" and "Leaving Home" functions illuminates the area around the vehicle for improved safety and convenience.

**H**  **Optional Hill Descent Assist.**<sup>6)</sup> Allows you to descend slopes in a safe, controlled way by regulating the engine speed and applying the brakes as necessary.

**H** **Hill Start Assist.** Can prevent the vehicle from rolling back on inclines by maintaining the brake pressure for up to two seconds. This makes handling easier when starting up on uphill slopes.

**Find out more about the driver assistance systems at [volkswagen.co.nz](http://volkswagen.co.nz)**

<sup>1)</sup> Within the system thresholds. <sup>2)</sup> Up to 30 km/h. <sup>3)</sup> The driver must be prepared at all times to override the assist systems and is not released from their responsibility to drive with the utmost care. <sup>4)</sup> Depending on the version of the radio or navigation system. Available from Composition Media radio system or higher. <sup>5)</sup> Only available in conjunction with the Discover Media navigation system. <sup>6)</sup> Only in conjunction with the 4MOTION all-wheel drive. Overseas model shown, local specifications may differ. Please contact your local Volkswagen dealer for details of the standard equipment and optional extras.





*Range. Comfort. Traction.*  
**GRAND TOUR.**

**Powerful diesel engine with front-wheel drive** (not illustrated). The engine has been specifically developed for commercial vehicle requirements. It has a long service life and also meets high performance requirements. It achieves high mileage, efficiency and reliability even when subjected to extreme loads. The low fuel consumption increases your flexibility during route planning.

**2.0 l TDI (130 kW, 410 Nm)**  
in the Grand California 680

**2.0 l TDI (130 kW, 410 Nm)**  
in the Grand California 600

**8-speed automatic gearbox** (not illustrated). The high torque in the Grand California is transferred to the wheels without almost any interruption of the tractive force. This allows convenient, fuel-efficient driving, even in stop-and-go urban traffic.

**Optional 4MOTION all-wheel drive** (not illustrated). The 4MOTION permanent all-wheel drive distributes the torque between the front and rear axles to all four wheels as needed. This allows the Grand California to maintain optimal contact with the road.



## PAINT FINISHES, WHEELS AND SEAT UPHOLSTERY.



01



02



03



04



05



06



07



08



09



10



11

- 01 **Reflex Silver.** Optional metallic paint finish.
- 02 **Indium Grey.** Optional metallic paint finish.
- 03 **Candy White.** Solid paint finish.
- 04 **Reflex Silver/Indium Grey.** Optional two-tone paint finish.
- 05 **Candy White/Cherry Red.** Optional two-tone paint finish.
- 06 **Candy White/Mojave Beige Metallic.** Optional two-tone paint finish.
- 07 **Candy White/Deep Ocean Blue.** Optional two-tone paint finish.
- 08 **"Valley" cloth seat upholstery** in Palladium.
- 09 **Steel wheel** 6 1/2 J x 16 in Silver with centre cap. With 205/75 R 16 C tyres.
- 10 **Steel wheel** 6 1/2 J x 16 in Black with full cover. With 205/75 R 16 C tyres.
- 11 **Optional alloy wheel "Lismore"** 6 1/2 J x 17. With 235/65 R 17 C tyres.

## ADDITIONAL STANDARD EQUIPMENT.

### Exterior

- » 16-inch steel wheels in Silver with centre caps
- » Double halogen headlights
- » Radiator grille, grained, with one chrome strip at the top
- » Front bumper in Grey with trim painted in vehicle colour
- » Protective side strips, grained
- » Heat-insulating windows

### Interior

- » "Valley" cloth seat upholstery in Palladium
- » Two individual seats in first row of seats
- » Steering wheel with height and reach adjustment
- » Sophisticated storage system
- » Four cup holders in the driver's cab
- » Rubber floor covering in the driver's cab

### Function

- » BlueMotion Technology with start/stop system and brake energy recuperation
- » Two 12 V sockets in the cab
- » Electric windows
- » Central locking with remote control

### Safety

- » Automatic Post-Collision Braking System
- » Hill Start Assist
- » Daytime running lights
- » Driver airbag
- » Electronic Stabilisation Programme
- » ABS, TCS, EDL
- » Seat belt warning for the driver
- » Immobiliser, electronic
- » Electromechanical power steering

Further equipment is listed in the Crafter catalogue.

## GENERAL INFORMATION.

### Return and recycling of end-of-life vehicles.

Volkswagen meets the challenges of modern society and takes them into consideration in all new products of the Volkswagen brand. This naturally also applies to protection of the environment and resources. All new Volkswagen vehicles can therefore be recycled in an environmentally-friendly way and, subject to fulfilment of legal prerequisites, can be returned free of charge. You can obtain further details of this from your local Volkswagen dealer, on our website [www.volkswagen.com](http://www.volkswagen.com) and under the telephone number 0800 Volkswagen (0800 86 55 79 24 36), which is free of charge in the Federal Republic of Germany.

TDI® and 4MOTION® are registered trademarks of Volkswagen AG and other companies in the Volkswagen Group in Germany and in other countries. The fact that a trademarked name is not illustrated with an ® sign in this document cannot be interpreted to mean that this is not a registered trademark and/or that this mark can be used without prior approval in writing from Volkswagen AG.

Some of the vehicles shown are equipped with options at extra charge. Decorations contained in the illustrations are not included in the standard specification.

The standard and optional equipment cannot be shown in full in this catalogue. Some options may result in longer delivery periods for the vehicle.

### Quality guaranteed.

In addition to the statutory warranty, you receive a 2-year Volkswagen warranty for all new Volkswagen vehicles, a 3-year warranty for paintwork and a 12-year warranty against rusting through. All details of the Volkswagen warranty and of the Volkswagen paintwork warranty apply solely to vehicles of the Volkswagen brand in accordance with the current range of vehicles offered for the Federal Republic of Germany, and which are issued with a service booklet from Volkswagen AG for the German market. The services offered on these pages apply only to the German market.

The data given here on specifications, equipment, appearance, technical data and operating costs of the vehicles is based on the features of the German market and is in accordance with the information available at the time of going to print. Your Volkswagen dealership will be pleased to inform you of the differences in your specific country. Subject to change without notice.

The coolant R134a is utilised in the vehicle classes N1, N2 and M2. The Crafter with the vehicle class M1 utilises the coolant R1234yf in combination with an air conditioning system. The GWP value of the coolant utilised is 1,430 (coolant R134a) and 4 (coolant R1234yf). The filling quantities depend on the air conditioning compressor and range between 560 and 590 g.