



Volkswagen

# Passat



---

# Contents

- 04** Exterior
- 06** Interior
- 08** Technology and Safety
- 10** Highlights
- 11** Colours & Upholstery
- 12** Volkswagen Accessories
- 13** Volkswagen Choice
- 14** Specification Highlights





---

## Exterior

The Passat epitomises stylish practicality in both its sedan and wagon iterations.

With its long wheelbase and short front and rear overhangs the Passat hunkers low on the road and conveys an air of confidence and solidity. A markedly raked silhouette gives the Passat a lithe and dynamic character, while its prominent shoulder line stretches the vehicle to generate an impression of speed and athleticism.

From the front, that unmistakable Volkswagen face takes an evolutionary step forward, with trapezoidal headlights that connect to the tail lights via the shoulder line that sweeps across the wheel arches. The 206TSI R-Line Wagon receives Dynamic LED headlights that pierce through the dark, while fog lights with static cornering lights on the Comfortline model upwards blend harmoniously into the Passat's face.

The Passat's distinctive tail light signature—composed of a waveguide contour augmented by two horizontal lines of LED light modules—defines functionality at its most stunning.

The top-of-the-range 206TSI R-Line takes Passat styling to new heights. With its R-Line styled front bumper and grille, side sills and rear bumper, as well as lowered (by 15mm) sports suspension, eye-catching 19" Verona alloy wheels with large disc brakes, dark tinted rear side and rear window glass, dual exhaust, and a distinctive R-Line radiator grille and R-Line logo, it makes a bold statement no matter where it goes.


Engineering and design merge seamlessly in the Volkswagen Passat. This is functionality at its most stunning: sleek, stylish and dynamic.

**01** Soho 17" alloy wheel (132TSI)

**02** London 17" alloy wheel (132TSI Comfortline)

**03** Monterey 18" alloy wheel (Optional R-Line Package)

**04** Verona 19" alloy wheel (206TSI R-Line)





Passat 132TSI Comfortline with optional R-Line and Luxury package shown

---

## Interior

The Passat's extensively redesigned interior features a host of equipment and premium details to present new levels of comfort, convenience and functionality.


A multi-function steering wheel provides intuitive control of both drive settings and the multimedia interface, while an ergonomically focused driving position puts all controls at your fingertips at any time.

With a central analogue clock, a dash panel that slopes sharply downwards, touches of chrome and leather, and Keyless Comfort start function, the Passat has a premium appeal that was once the preserve of luxury saloons. With surprising space and functionality in the back—whether in sedan or wagon—the Passat's superior comfort levels keep pace with its expanded luggage capacity.

An exciting addition to the 206TSI R-Line is Volkswagen's Active Info Display<sup>^</sup>. This appealing 12.3" high-definition screen takes the place of traditional instrumentation behind the steering wheel displaying navigation and driver assistance information with superb clarity.

It's not the only extra the 206TSI R-Line receives. With its R-Line Interior Package comprising mood-setting ambient interior lighting and sporty trim throughout, the 206TSI R-Line lives up to its performance potential inside and out.

Driver and passenger comfort is made a priority with Air Care 3-zone automatic climate control standard across the range. The system comprises wide air-band nozzles that allow the driver, front passenger and rear passengers to set their own preferred temperature independently. At the same time, an enhanced air filtration system improves cabin air quality, reducing dust and pollen.



**01** Direct Shift Gearbox (DSG)

**02** Luscious Nappa leather appointed<sup>#</sup> seat upholstery and panoramic sunroof shown on 132TSI Comfortline with optional Luxury package.

---

<sup>#</sup>Leather appointed seats have a combination of genuine and artificial leather, but are not wholly leather.

<sup>^</sup>Active Info Display is only available on the Passat 132TSI Comfortline as part of an optional package and standard Passat 206TSI R-Line.



---

## Technology and Safety

Smart, intelligent and capable, the Passat is a car made for sophisticated drivers who delight in innovative technology.

It begins with the drivetrain. Every trip in your Passat, whether short or long, is a pleasure courtesy of the powerful and refined range of turbocharged TSI engines that work perfectly in tandem with the Passat's responsive Direct Shift Gearbox (DSG) to ensure smooth delivery of power to the road surface.

BlueMotion Technologies in every Passat, such as Brake Energy Recuperation and engine Stop/Start system help you travel further on one tank of fuel.

All Passats comes standard with a suite of safety features including Front Assist with City Emergency Brake (City EB)\* using radar sensor integrated in the front of the vehicle to monitor traffic ahead, while Manoeuvre Braking\*, front and rear\* assists the driver to avoid or reduce damage in a potential low speed impact by initiating emergency braking.

The Comfortline model and above feature additional safety equipment such as Side Assist\*; detecting vehicles that may be hidden in blind spots when changing lanes, Lane Assist\*; monitoring the path ahead, recognising road markings and reacting should the Passat wander from its lane at over 65km/h, and Rear Traffic Alert\*. If you're reversing from a parking space into traffic, Rear Traffic Alert\* will sound an alarm and initiate emergency braking if an unseen vehicle approaches from the side. These features are also available on the 132TSI as part of the optional Driver Assistance package.

Thus, with nine airbags and a five-star ANCAP rating (tested 2015), the Passat provides maximum safety assurance.



**01** Multi collision brake

**02** Front Assist with City Emergency Brake^ (City EB)

**03** Adaptive cruise control^





# Highlights

The 206TSI R-Line Wagon features 4MOTION permanent all-wheel drive, previously a feature of the Passat Alltrack only. It constantly monitors driving conditions and reacts to any wheel slip to deliver extra traction to the wheels with the most grip.

The top-of-the-range Passat also receives Adaptive Chassis Control, an ingenious system that enables you to select one of five ride settings—Normal, Sport, Comfort, Eco and Individual— all at the touch of a button. New in the Comfortline and up is clever Driving Profile selection, which allows you to alter the Passat's driving characteristics, such as steering and throttle response, to suit your taste.

The entry-level 132TSI receives the 8.0" Discover media navigation system complete with smartphone glass appearance, while the Comfortline and above receive the impressive 9.2" Discover Pro infotainment system with Gesture Control allowing the driver to navigate through various menus with a simple mid-air swipe of the hand. No matter which system is fitted, all Passat models now feature Media Control technology, allowing passengers to select music and more via their smartphone or tablet.

And parking in the Passat has never been easier. Parking distance sensors front and rear\* are standard across the range, while the Comfortline grades receive Side Assist\* and Lane Assist\* for added protection. The 206TSI R-Line goes one step further with Park Assist\*, an ingenious system that allows the car to practically park itself. All you need to do is control the pedals and the Passat will cleverly steer itself into a parking spot.



**01** Discover Pro 9.2" screen with satellite navigation system shown and App-Connect™ featuring Apple Carplay® and Android Auto™

**02** Discover Pro 9.2" screen with Satellite Navigation

**03** Discover Pro 9.2" screen with Rear View Camera (RVC Plus)\*

-App-Connect is compatible for selected apps with the latest smartphone versions of iOS and Android, active data service, and connection cable (sold separately).


\*Safety technologies are designed to assist the driver, but should not be used as a substitute for safe driving practices.



# Colours & Upholstery

It's easy to configure an appealing paint and upholstery combination for your Passat. One of five exterior paint options can be selected, including Pure White, Deep Black Pearl Effect and three metallic options.

A quality Black Cloth upholstery is standard for the Passat 132TSI, while the 132TSI Comfortline model receives Black Vienna leather appointed seat upholstery#. The 206TSI R-Line receives cossetting Carbon Nappa leather appointed seat upholstery# complete with R-Line logo.



- 01 Black Cloth (132TSI)
- 02 Black Vienna leather appointed seat upholstery# (132TSI Comfortline)
- 03 Carbon Nappa leather appointed seat upholstery# (Standard on 206TSI R-Line and Optional R-Line Package)

# Colours



04



05



06



07



08

- 04 Pure White
- 05 Pyrite Silver Metallic
- 06 Manganese Grey Metallic
- 07 Harvard Blue Metallic
- 08 Deep Black Pearl Effect

Please note that Metallic and Pearl Effect paint are optional at extra cost. The print process does not allow for exact reproduction of the exterior or the upholstery colours. Please contact your Volkswagen Dealer for further information on colours and upholstery combinations.

#Leather appointed seats have a combination of genuine and artificial leather, but are not wholly leather.

# Volkswagen Accessories

Our comprehensive range of genuine accessories give you the freedom to customise the look and feel of your Passat to reflect your own personality and individual sense of style.

For more information visit <https://www.volkswagen.com.au> or to experience the full range of genuine accessories designed to suit the Passat visit your local Volkswagen Dealer.

- 01 Volkswagen Genuine Luggage compartment tray
- 02 Volkswagen Genuine Door Sill protection plates
- 03 Volkswagen Genuine Roof Bars
- 04 Volkswagen Genuine Towbar kit
- 05 Volkswagen Genuine Alloy wheels 17" to 18"



# Volkswagen Choice - Guaranteed Future Value

**Volkswagen Choice**

Guaranteed Future Value


We are out to prove there are still some guarantees in life. We have developed Volkswagen Choice<sup>^</sup> - a flexible finance solution that provides you with the assurance of knowing exactly what the minimum value of your vehicle will be down the track. With Volkswagen Choice<sup>^</sup>, you can enjoy your car without worrying about what the future will bring, providing peace of mind.

**At the end of your term, you can simply choose to:**



## Trade-in

Your vehicle and re-purchase a new Volkswagen under Volkswagen Choice.



## Retain

Your vehicle by paying or refinancing the Guaranteed Future Value amount.



## Return

Return Your vehicle and, if it meets the agreed kilometre and fair wear and tear requirements<sup>^</sup>, you will have no more to pay.



To find out more, go to <https://www.volkswagen.com.au/en/financial-services/guaranteed-future-value.html>

<sup>^</sup>The Volkswagen Choice Program consists of an option to return the vehicle to Volkswagen Financial Services (VFS)\*\* at the end of the term and require VFS\*\* to purchase the vehicle at an agreed price known as the Guaranteed Future Value or GFV as determined by VFS\*\* and set out in your contract. At the end of the term, you can elect to: (1) trade-in the vehicle; (2) exercise the option to return the vehicle; or (3) retain the vehicle by paying the GFV. The GFV is not a representation by VFS\*\* as to the likely market value of the vehicle as at the end of your contract. The option is available on new and demonstrator Volkswagen vehicles for selected models only. Please verify with your dealership the vehicles that are eligible for the program. The GFV will be reduced, and you will be liable for any loan contract deficit, if you exceed the nominated kilometre allowance and/or the vehicle is not in an acceptable condition in accordance with the Fair Wear and Tear Guide available at [www.volkswagen.com.au](http://www.volkswagen.com.au). Other terms and conditions apply. The cost of the Volkswagen Choice Program is incorporated into the applicable interest rate. Please read the full terms and conditions. Please consider whether these products and services are appropriate for your circumstances. Before acting on any of the information on this page, please seek independent financial and tax advice. Full terms and conditions are available upon application. Available only to approved applicants of VFS\*\*. Subject to credit assessment. Standard fees and charges apply. Fleet, government, rental buyers, hire car and chauffeur companies are excluded. Available at participating Volkswagen dealers. \*\*VFS is a trading name of Volkswagen Financial Services Australia Pty Limited ABN 20 097 071 460. Australian Credit Licence 389344.

# Specification Highlights

For more information on features and specifications, please download the specification sheets available at [www.volkswagen.com.au](http://www.volkswagen.com.au).

132TSI	Comfortline	R-Line
Sedan & Wagon	Sedan & Wagon	Wagon
132TSI 1.8L 132kW / 250Nm	132TSI 1.8L 132kW / 250Nm	206TSI 2.0L 206kW / 350Nm
<ul style="list-style-type: none"> <li>• Front Assist with City Emergency Brake (City EB)*</li> <li>• 17 inch alloy wheels</li> <li>• 8 inch satellite navigation system with App-Connect~</li> <li>• Leather multi-function steering wheel</li> <li>• Rear View Camera (RVC)*</li> <li>• Parking distance sensors, front and rear*</li> </ul>	<ul style="list-style-type: none"> <li>• Adaptive Cruise Control (ACC)*</li> <li>• Lane Assist, Side Assist &amp; Rear Traffic Alert*</li> <li>• Vienna leather appointed upholstery#</li> <li>• Keyless Access</li> <li>• Electric folding mirrors with kerb view and memory functions</li> <li>• 9.2 inch satellite navigation system with gesture control</li> </ul>	<ul style="list-style-type: none"> <li>• Carbon Nappa leather appointed upholstery# with R-Line logo</li> <li>• LED headlights with dynamic cornering function</li> <li>• R-Line exterior &amp; interior packages</li> <li>• 19 inch alloy wheels</li> <li>• Adaptive Chassis Control</li> <li>• Progressive steering</li> <li>• Steering wheel gearshift paddles</li> </ul>
7 speed DSG	7 speed DSG	6 speed DSG
<p><b>Optional Driver Assistance package*</b> Adaptive Cruise Control (ACC), Lane Assist, Side Assist with Rear Traffic Alert, Driving Profile Selection and Personalisation function</p>	<p><b>Optional Luxury package</b> LED headlights with dynamic cornering function, Panoramic glass sunroof, LED ambient interior lighting, Park Assist* &amp; Luggage Net</p>	<p><b>Optional Panoramic Glass Sunroof</b></p>
	<p><b>Optional R-Line package</b> R-Line body styling, R-Line interior, 18 inch alloy wheels, progressive steering, sports suspension, dark tinted rear side windows and Active Info Display</p>	

#Leather appointed seats has a combination of genuine and artificial leather, but are not wholly leather.

\*Safety technologies are designed to assist the driver, but should not be used as a substitute for safe driving practices.

~App-Connect is compatible for selected apps with the latest smartphone versions of iOS and Android, active data service, and connection cable (sold separately).

# Passat

Volkswagen Group Australia Pty Ltd  
24 Muir Road Chullora NSW 2190  
ABN 14 093 117 876

Printed in Australia  
May 2018

Publication: VWPPASMY18.5

Your Volkswagen Dealer.

#### **Important information**

Apple CarPlay® is a registered trademark of Apple Inc. Android Auto™ is a registered trademark of Google Inc. MirrorLink® is a registered trademark of Car Connectivity Consortium LLC.

Volkswagen is distributed by Volkswagen Group Australia Pty Ltd, 24 Muir Road, Chullora, NSW 2190, ABN 14 093 117 876. Specifications are as planned at May 2018, for Model Year 18.5 and are subject to change without notice or obligation. All information in this brochure is correct at the time of publication, however variations may occur from time to time and Volkswagen, in so far as it is permitted by law to do so, shall not be liable in any way as a result of any reliance by any person on anything contained in this brochure. Authorised Volkswagen dealers will provide up-to-date information on model application, design feature, prices and availability on request. All colours are a general guide only, as the printing process cannot reproduce the actual exterior colour appearance. See your dealer to confirm colour/model availability.





Volkswagen

# Passat

## Specifications



# Features and Specifications

<b>Safety and Security</b>	<b>132TSI</b> Sedan & Wagon	<b>132TSI Comfortline</b> Sedan & Wagon	<b>206TSI R-Line</b> Wagon
<b>Airbags</b>			
Driver and front passenger airbags	S	S	S
Driver's knee airbag	S	S	S
Driver and front passenger side airbags	S	S	S
Outer rear seat passenger side airbags	S	S	S
Curtain airbags, front and rear	S	S	S
<b>Anti-theft</b>			
Alarm system with interior monitoring and tilt sensor	—	—	S
Electronic engine immobiliser	S	S	S
<b>Body</b>			
Fully galvanised with 12 year anti-corrosion perforation warranty	S	S	S
Door side impact protection	S	S	S
Rigid safety cell with front and rear crumple zones	S	S	S
<b>Brakes</b>			
Automatic flashing brake lights activated in emergency braking situation	S	S	S
Anti-lock Braking System (ABS)	S	S	S
Electronic Brake-pressure Distribution (EBD)	S	S	S
Brake Assist	S	S	S
Electro-mechanical parking brake	S	S	S
Auto Hold function	S	S	S
Multi-collision brake	S	S	S
<b>Child restraints</b>			
Child seat top tether anchorage points (3)	S	S	S
ISOFIX child seat anchorage points, outer rear seats	S	S	S
<b>Head restraints</b>			
Front safety optimised head restraints, longitudinally and height adjustable	S	S	S
Rear head restraints height adjustable (3)	S	S	S

<b>Safety and Security (continued)</b>	<b>132TSI</b> Sedan & Wagon	<b>132TSI Comfortline</b> Sedan & Wagon	<b>206TSI R-Line</b> Wagon
<b>Lighting</b>			
Daytime driving lights	S	S	S
Front fog lights with static cornering lights, mounted in lower bumper	—	S	S
LED rear licence plate light	S	S	S
Rear tail lights, LED	S	S	—
Premium rear tail lights in LED	—	—	S
Rear fog lamp	S	S	S
<b>Locking</b>			
Remote central locking	S	S	—
Remote central locking with SAFELOCK deadlock mechanism	—	—	S
2 stage unlocking (programmable)	S	S	S
Automatic locking after takeoff (programmable)	S	S	S
Keyless Comfort start function with starter button	S	—	—
Keyless Access, keyless entry and starting system including starter button	—	S	S
One touch lock / unlock for driver	S	S	S
Child safety locks on rear doors	S	S	S
<b>Seat belts</b>			
Front height adjustable with pre-tensioners and belt force limiters	S	S	S
Outer rear seat belt pre-tensioners	S	S	S
Visual and acoustic warning for driver and front seat passenger seat belts not fastened	S	S	S
Visual indicator for rear seat passenger seat belt status	S	S	S
3 point seat belts for all passengers	S	S	S
<b>Traction Control</b>			
Electronic Differential Lock (EDL)	S	S	S
Anti-Slip Regulation (ASR)	S	S	S
Electronic Stabilisation Program (ESP)	S	S	S
Extended Electronic Differential Lock (XDL)	S	S	S

<b>Exterior Equipment / Styling</b>	<b>132TSI</b> Sedan & Wagon	<b>132TSI Comfortline</b> Sedan & Wagon	<b>206TSI R-Line</b> Wagon
<b>Body enhancements</b>			
Body coloured bumper bars, door handles and exterior mirrors	S	S	S
Chrome radiator grille highlights	S	S	S
Chrome trim around side window frames	S	S	S
Chrome lower body side, front and rear bumper mouldings	—	—	S
Dual exposed exhaust tail pipes, left	S	S	—
Front bumper lower outer air intakes with chrome highlights	—	—	S
Front bumper lower air intakes with centre chrome highlight	S	S	S
R-Line badge in radiator grille	—	P	S
R-Line front bumper with front spoiler and large lower air intake	—	P	S
R-Line side sill extensions	—	P	S
R-Line rear bumper with trapezoidal exhaust trims left and right	—	P	S
Rear roof spoiler with black aerodynamic extensions (Wagon)	—	P	S
<b>Paint</b>			
Metallic or Pearl Effect paint finish	O	O	O
<b>Roof</b>			
Roof rails, matte chrome (Wagon)	S	S	S
Panoramic glass sunroof, electrically slide and tilt adjustable with integrated wind deflector and sunblind (Sedan)	—	P	—
Panoramic glass sunroof, electrically slide and tilt adjustable front half section with electrically operated (perforated) sunblind and integrated wind deflector (Wagon)	—	P	O
<b>Tinted glass</b>			
Heat insulating tinted glass	S	S	S
Dark tinted rear side window and rear window glass, 65% light absorbing	—	P	S

<b>Comfort and Convenience</b>	<b>132TSI</b> Sedan & Wagon	<b>132TSI Comfortline</b> Sedan & Wagon	<b>206TSI R-Line</b> Wagon
<b>Wheels</b>			
Alloy wheels (Soho) 17 x 7" with 215/55 R17 mobility tyres	S	—	—
Alloy wheels (London) 17 x 7" with 215/55 R17 mobility tyres	—	S	—
Alloy wheels (Verona) 19 x 8" with 235/40 R19 mobility tyres	—	—	S
Anti-theft wheel bolts	S	S	S
Full size alloy spare wheel	S	S	S
Low tyre pressure indicator	S	S	S
<b>Armrests</b>			
Front centre armrest with storage box and 2 rear air outlets	S	S	S
Rear seat centre armrest with cup holders	S	S	S
<b>Air conditioning</b>			
3 Zone Air Care automatic climate control with indirect ventilation mode (3 modes)	S	S	S
Air quality and humidity sensor with automatic air recirculation	S	S	S
Air cleaning function and allergen filter	S	S	S
Residual heat mode (REST)	S	S	S
<b>Cruise control</b>			
Cruise Control	S	S	S
Adaptive Cruise Control (ACC)*	P	S	S
Speed limiter (programmable)	S	S	S
<b>Cup holders</b>			
Front (2) with cover	S	S	S
Rear (3) in rear centre armrest	S	S	S
Bottle holders in front door pockets	S	S	S
<b>Driver assistance systems*</b>			
Adaptive Chassis Control	—	—	S
Driver Fatigue Detection system	S	S	S
Driving profile selection	P	S	S
Parking distance sensors, front and rear with acoustic warning and audio volume level reduction when sensor warning is activated	S	S	S
Optical Parking System (OPS) in radio/navigation display	S	S	S
Rear View Camera (RVC Plus) with multi-angle views and dynamic guidance lines	S	S	S
Manoeuvre braking, front & rear	S	S	S
Park Assist, parking bay and parallel parking assistance	—	P	S
Rear Traffic Alert	P	S	S
Front Assist with City Emergency Brake (City EB) function	S	S	S
Lane Assist, lane departure warning system	P	S	S
Side Assist, lane changing assistant	P	S	S

\*Safety technologies are designed to assist the driver, but should not be used as a substitute for safe driving practices.

<b>Comfort and Convenience (continued)</b>	<b>132TSI</b> Sedan & Wagon	<b>132TSI Comfortline</b> Sedan & Wagon	<b>206TSI R-Line</b> Wagon
<b>Floor mats</b>			
Front and rear, carpet	S	S	—
Carpet mats, front and rear with decorative stitching	—	P	S
<b>Grab handles</b>			
Soft fold away grab handles (4)	S	S	S
<b>Headlights</b>			
Halogen headlights with clear polycarbonate lens	S	S	—
LED headlights for high and low beam with dynamic cornering lights, integrated LED daytime driving lights, automatic self-levelling, headlight cleaning system and low washer fluid warning	—	P	S
Separate headlight and fog light switch	S	S	S
Coming / leaving home function	S	S	S
Daytime driving lights	S	S	S
Low light sensor with automatic headlight function	S	S	S
<b>In car entertainment and technology</b>			
Discover Media audio and satellite navigation system 8.0" colour capacitive touch screen display with smartphone style HMI and proximity sensor, AM/FM radio, CD player and 2 x SD card slots for music and navigation data, 2D and 3D (bird's eye) map views, compatible with MP3, WMA and AAC music files, jpeg image viewer, car menu with convenience and service settings, security coded	S	—	—
Discover Pro audio and satellite navigation system 9.2" colour touch screen display with smartphone style HMI, configurable home screen and proximity sensor, Gesture Control, Voice Control, AM/FM radio, CD player and 2 x SD card slots for music, 10 gigabyte internal storage, 2D and 3D (bird's eye) map views, compatible with MP3, WMA and AAC music files, jpeg image viewer, car menu with convenience and service settings, security coded	—	S	S
App-Connect™ USB interface for Apple CarPlay®, Android Auto™ and MirrorLink®	S	S	S
Audio, telephone, cruise control and Multi-Function Display controls mounted on steering wheel	S	S	S
Auxiliary input audio socket in centre console	S	S	S
Bluetooth® phone connectivity with contacts display, operation via touch screen audio unit or Multi-Function Display and Bluetooth® audio streaming	S	S	S
Media Control	S	S	S
Speakers, front and rear (8)	S	S	S
USB ports (2) in front centre console, Apple® compatible	S	S	S
Voice operation, telephone and navigation system functions can be operated using voice commands	—	S	S

-App-Connect is compatible for selected apps with the latest smartphone versions of iOS and Android, active data service, and connection cable (sold separately).

<b>Comfort and Convenience (continued)</b>	<b>132TSI</b> Sedan & Wagon	<b>132TSI Comfortline</b> Sedan & Wagon	<b>206TSI R-Line</b> Wagon
<b>Instrumentation</b>			
Active Info Display, 12.3" high resolution TFT dash display screen with customisable menus and information	—	P	S
Speedometer & tachometer, electronic odometer and tripmeter, digital clock, fuel & coolant gauges, ambient temperature display, transmission gear indicator	S	S	S
Comfort indicator function (1 x touch = 3 x flash)	S	S	S
Multi-Function Display (MFD Plus) monochrome display – driving time, trip length, average and current speed, average and current fuel consumption, tyre pressure indicator setting, distance till empty, speed warning function, vehicle status, audio, telephone, navigation speed warning function, vehicle status, audio, telephone, navigation and convenience menus	S	S	—
<b>Interior highlights</b>			
'Silver Diamond' decorative inserts in dashboard, centre console and doors	S	S	—
'Black Lead Grey' decorative inserts in dashboard, centre console and doors	—	P	—
'Silver Rise' aluminium decorative inserts in dashboard, centre console and doors	—	—	S
Analogue clock in dashboard, centre	S	S	S
Chrome highlights to mirror adjustment and power window switches	—	—	S
Leather covered steering wheel and gearshift knob	S	S	S
Matte chrome trim on gearshift lever surround	S	S	—
Piano Black trim on gearshift lever surround	—	P	S
Black headlining and pillar trim	—	P	S
Aluminium finish front and rear door scuff plates	—	P	S
Aluminium finish accelerator and brake pedals	—	P	S
<b>Interior lighting</b>			
With time delay, front and rear	S	S	S
Reading lights, front and rear	S	S	S
LED ambient lighting in driver and front passenger foot well, front and rear door decorative inlays, door openers and handles	—	P	S
<b>Luggage compartment</b>			
Automatic boot lid release (Sedan)	S	S	—
Automatic opening and closing of the tailgate (Wagon)	—	—	S
Automatic opening and closing of the tailgate with Easy Open function (Wagon) Easy Open is not fitted in combination with the optional R-Line package	—	S	—
Load restraining hooks	S	S	S
Luggage compartment light	S	S	S
Extendable net partition, rear seat backrest to roof lining (Wagon)	S	S	S
Extendable luggage cover with automatic (2 stage) opening (Wagon)	S	S	S
Shopping bag hooks	S	S	S
Storage boxes in side lining	S	S	S
12 volt socket	S	S	S

<b>Comfort and Convenience (continued)</b>	<b>132TSI</b> Sedan & Wagon	<b>132TSI Comfortline</b> Sedan & Wagon	<b>206TSI R-Line</b> Wagon
<b>Mirrors</b>			
Automatic dimming interior rear-view mirror	S	S	S
Electrically heated and adjustable exterior mirrors	S	S	S
Turn indicators with LED technology integrated in exterior mirrors	S	S	S
Remote electrically foldable door mirrors, door mirror puddle lights and reverse activated kerb-view adjustment on passenger's door mirror	—	S	S
Mirror memory in conjunction with seat memory function	—	S	S
<b>Power steering</b>			
Electro-mechanical, vehicle speed and steering input sensitive	S	S	S
Progressive steering	—	P	S
<b>Seating</b>			
Comfort front seats with manual height adjustment	S	—	—
ergoComfort driver's seat with seat cushion tilt adjustment, cushion depth adjustment and electric adjustment for backrest and 4-way lumbar	S	—	—
Comfort sport front seats with electric 14-way adjustment with driver's massage, electric lumbar support, Easy Entry/Easy Exit and memory function	—	S	S
Individually heated front seats	—	S	S
Split and flat folding (60/40) rear seat base and backrest with remote release (Sedan)	S	S	—
Split and flat folding (40/20/40) rear seat and backrest with remote release (Wagon)	S	S	S
<b>Steering wheel</b>			
3 spoke leather covered steering wheel	S	S	—
3 spoke leather covered flat bottomed sports steering wheel with brushed aluminium inserts, decorative stitching and R-Line badge	—	P	S
Steering wheel mounted gearshift paddles	—	P	S
Audio, telephone and Multi-Function Display controls	S	S	S
Height and reach adjustable steering wheel	S	S	S
<b>Storage</b>			
Centre console storage compartment	S	S	S
Chillable glove box with illumination	S	S	S
Coin tray and 12 volt socket in console	S	S	S
Driver's side dashboard compartment with lid	S	S	S
Door pockets, front and rear	S	S	S
Front seat backrest storage pockets	S	S	S
Compartment with lid in roof console (deleted when optional Luxury Pack selected)	S	S	S
<b>Transmission</b>			
Gearshift recommendation indicator	S	S	S
6 speed Direct Shift Gearbox (DSG) with sport mode and Tiptronic function	—	—	S
7 speed Direct Shift Gearbox (DSG) with sport mode and Tiptronic function	S	S	—

\*Safety technologies are designed to assist the driver, but should not be used as a substitute for safe driving practices.



<b>Comfort and Convenience (continued)</b>	<b>132TSI</b> Sedan & Wagon	<b>132TSI Comfortline</b> Sedan & Wagon	<b>206TSI R-Line</b> Wagon
<b>Upholstery</b>			
Comfort cloth seat upholstery	S	—	—
Vienna leather appointed seat upholstery <sup>#</sup>	—	S	—
Sport front seats in Carbon Nappa leather appointed seat upholstery <sup>#</sup> with R-Line logo and decorative stitching	—	P	S
<b>Vanity mirrors</b>			
Driver's and passenger's side vanity mirrors	S	S	S
Illuminated on driver's and passenger's side	S	S	S
<b>Windows</b>			
Power front / rear, with roll-back function and one touch up-down	S	S	S
Remote operated convenience close and open feature	S	S	S
<b>Wipers</b>			
2 speed wash/wipe windscreen wipers	S	S	S
Heated washer jets	S	S	S
Rain sensor	S	S	S
Rear window with wash/wipe and intermittent wipe (Wagon)	S	S	S
<b>12V socket</b>			
Centre console	S	S	S
Rear seat area	S	S	S
Luggage compartment	S	S	S

<sup>#</sup>Leather appointed seats has a combination of genuine and artificial leather, but are not wholly leather.

Optional Packages	132TSI Sedan & Wagon	132TSI Comfortline Sedan & Wagon	206TSI R-Line Wagon
<b>Driver Assistance Package*</b>			
Adaptive Cruise Control (ACC) Rear Traffic Alert Side Assist, lane changing assistance Lane Assist, lane departure warning system Driving profile selection	0	—	—
<b>Luxury Package</b>			
LED headlights for high and low beam with dynamic cornering lights, integrated LED daytime driving lights, automatic self-levelling, headlight cleaning system and low washer fluid warning Panoramic glass sunroof, electrically slide and tilt adjustable with integrated wind deflector and sunblind (Sedan) Panoramic glass sunroof, electrically slide and tilt adjustable front half section with electrically operated (perforated) sunblind and integrated wind deflector (Wagon) LED ambient lighting in driver and front passenger foot well, front and rear door decorative inlays, door openers and handles Park Assist*, parking bay and parallel parking assistance Luggage Net	—	0	—
<b>R-Line Package</b>			
Alloy wheels (Monterey) 18 x 8" with 235/45 R18 mobility tyres Active Info Display, 12.3" high resolution TFT dash display screen with customisable menus and information Aluminium finish accelerator and brake pedals Aluminium finish front and rear door scuff plates Black headlining and pillar trim Dark tinted rear side window and rear window glass, 65% light absorbing Decorative inlays, 'Piano Black' instrument surround, centre console Decorative inserts, 'Black Lead Grey' for dashboard and door trim panels (Comfortline) 3 spoke leather covered flat bottomed sports steering wheel with brushed aluminium inserts, decorative stitching and R-Line badge Steering wheel mounted gearshift paddles Progressive steering R-Line badge in radiator grille R-Line front bumper with front spoiler and large lower air intake R-Line side sill extensions R-Line rear bumper with trapezoidal exhaust trims left and right Rear roof spoiler with black aerodynamic extensions (Wagon) Sports suspension, lowered approximately 15mm Sport front seats in Carbon Nappa leather appointed seat upholstery# with R-Line logo and decorative stitching Carpet mats, front and rear with decorative stitching	—	0	—
Please note: The Passat Wagon Easy Open feature is not included in combination with the optional R-Line package.			

\*Safety technologies are designed to assist the driver, but should not be used as a substitute for safe driving practices. #Leather appointed seats has a combination of genuine and artificial leather, but are not wholly leather.

# Technical Specifications

	<b>132TSI</b> <b>132TSI Comfortline</b> Sedan & Wagon	<b>206TSI R-Line</b> Wagon
<b>Engine</b>	<b>1.8 litre TSI</b> <b>BlueMotion Technology</b>	<b>2.0 litre TSI</b> <b>BlueMotion Technology</b>
Type	4 cylinder inline turbo petrol with engine Start/Stop system*	4 cylinder inline turbo petrol with engine Start/Stop system*
Installation	Front transverse	Front transverse
Cubic capacity, litres/cc	1.8 / 1798	2.0 / 1984
Bore/stroke, mm	82.5 / 84.2	82.5 / 92.8
Max power, kW @ rpm	132 @ 5100-6200	206 @ 5600-6500
Max torque, Nm @ rpm	250 @ 1250-5000	350 @ 1700-5600
Compression ratio	9.6:1	9.3:1
Fuel system	Bosch Motronic direct injection and intake manifold injection system	Bosch Motronic direct injection and intake manifold injection system
Ignition system	Electronic	Electronic
Exhaust emission control	Two three-way catalytic converters with Lambda control; Exhaust gas recirculation	Two three-way catalytic converters with Lambda control; Exhaust gas recirculation
Fuel type (recommended)	Premium unleaded 95 RON minimum	Premium unleaded 98 RON minimum
Fuel tank capacity, approx. litres	59 (66)	59 (66)
<b>Transmission</b>	<b>7 Speed DSG</b>	<b>6 Speed DSG</b>
Driven wheels	Front wheel drive	4MOTION all-wheel drive
<b>Performance#</b>		
0 - 100 km/h	7.9 (8.1)	(5.7)
<b>Fuel consumption**</b>		
Combined, L/100 km	6.0 (6.0)	(7.4)
Urban, L/100km	7.3 (7.3)	(9.2)
Extra Urban, L/100 km	5.2 (5.2)	(6.4)
CO <sub>2</sub> emission g/km	136 (137)	(170)
<b>Running gear</b>		
Suspension	Independent, MacPherson struts with lower wishbones and coil springs. Anti-roll bar	
Front axle	Independent, four-link with coil springs. Anti-roll bar	
Rear axle	Independent, four-link with coil springs. Anti-roll bar	
Steering	Electro-mechanical power assisted rack & pinion steering	

(Passat Wagon specific figures in brackets)

\*The Start/Stop system is designed to reduce fuel consumption. It achieves this by conditions where the Start/Stop system is deactivated (e.g. during engine warm-up), please refer to the owner's manual for full operating information automatically switching off the engine while the vehicle is stationary and then starting it again automatically when the driver wants to drive off. There are certain operating conditions where the Start/Stop system is deactivated (e.g. during engine warm-up), please refer to the owner's manual for full operating information.

#Please note figures are sourced from overseas data where equipment levels by model variant may vary.

\*\*Fuel consumption figures according to ADR 81/02 derived from laboratory testing. Factors including but not limited to driving style, road and traffic conditions, environmental influences, vehicle condition and accessories fitted, will in practice in the real world lead to figures which generally differ from those advertised. Advertised figures are meant for comparison amongst vehicles only.

# Technical Specifications

	<b>132TSI</b> <b>132TSI Comfortline</b> Sedan & Wagon	<b>206TSI R-Line</b> Wagon
<b>Brakes</b>		
Front	Ventilated Discs	Ventilated Discs
Rear	Discs	Ventilated Discs
Brake systems	Anti-lock Braking System (ABS) with Electronic Brake-pressure Distribution (EBD), Brake Assist and Electronic Stabilisation Program (ESP). Brake energy recuperation	
Turning circle, m	11.7	11.7
<b>Weights</b>		
Tare Mass kg's	1450 (1483)	1589 (1639)
<b>Towing Capacity*</b>		
Braked kg	1,800	2,200
Unbraked kg	750	750
Tow bar load limit kg	90	90
<b>Exterior Dimensions</b>		
Overall length mm	4,767 (4,767)	(4,767)
Width mm	1,832 (1,832)	(1,832)
Height mm	1,456 (1,477)	(1,477)
Wheelbase mm	2,791 (2,791)	(2,791)
Track** mm		
Front	1,586 (1,586)	(1,578)
Rear	1,570 (1,570)	(1,562)
<b>Luggage Area Dimensions#</b>		
Volume		
Rear seat upright L	586 (650)	(650)
Rear seat folded L	1,152 (1,780)	(1,780)
Floor length		
Rear seat upright mm	1,194 (1,172)	(1,172)
Rear seat folded mm	2,052 (2,018)	(2,018)
Maximum width between wheel arches mm	1,005 (1,005)	(1,005)
Opening height mm	339 (706)	(706)
Opening width mm	933 (1,032)	(1,032)
Load height mm	507 (890)	(890)

Figures in brackets relate to Passat Wagon.

(Passat Wagon specific figures in brackets)

# Please note figures are sourced from overseas data where equipment levels by model variant may vary.

\*Towbar is compatible with Passat Sedan, Wagon & R-Line Package. Towing capacities are applicable to Volkswagen Genuine Accessory Tow Bar. Towing capacity figures are maximum figures and actual towing capacity depends on factors including the laden mass of the vehicle, driving conditions and fitment of any accessories. Volkswagen Group Australia does not endorse or will not be held liable for any claim, loss or damage arising from the use or fitment of electronic trailer brakes.

\*\*Track figures are based on vehicles fitted with 215/55 R17 wheels

# Colour & Upholstery Combinations

Interior Trim	Exterior Colours				
	Pure White	Pyrite Silver M	Manganese Grey M	Harvard Blue M	Deep Black PE
<b>132TSI</b>					
Black comfort cloth seat upholstery	S	S	S	S	S
<b>132TSI Comfortline</b>					
Black Vienna leather appointed seat upholstery#	S	S	S	S	S
Black Carbon Nappa leather appointed seat upholstery#^	P	P	P	P	P
<b>206TSI R-Line</b>					
Black Carbon Nappa leather appointed upholstery#	S	S	S	S	S

Please note: Metallic (M) and Pearl Effect (PE) paint are optional at additional cost.

#Leather appointed seats has a combination of genuine and artificial leather, but are not wholly leather.

^Only available as a part of optional R-Line package for 132TSI Comfortline.

# Glossary

## 4MOTION all-wheel drive

An all-wheel drive system that provides the best possible traction at all road speeds, in all weather and road conditions. An electronically controlled multi-plate clutch directs torque to the axle with the best traction.

When operating under a relatively low load or when coasting, power is primarily distributed to the front axle, thus saving fuel. However, the rear axle can be variably engaged in fractions of a second whenever necessary, even before any wheel starts to slip and therefore reducing the potential for a loss of traction. The wheels of the Passat are prevented from spinning even when driving off and accelerating.

Activation of the multi-plate clutch is based primarily on the engine torque demanded by the driver. In parallel, a system within the all-wheel drive control unit evaluates such parameters as wheel speeds and steering angle.

## Adaptive Chassis Control\*

The electrically controlled dampers of adaptive chassis control constantly adjust to the road conditions, the driving situation and driver's requirements. Selected via and integrated within the functionality of the Driving Profile Selection, the driver can choose between three damper settings – Normal, Comfort and Sport

Starting from the normal setting, the driver can change the basic character of the car towards sporty or more comfort-oriented driving. In each setting, the adaptive chassis control adjusts the damping to the particular driving situation (up to one thousand times per second) which means it offers an optimum level of driving comfort and enjoyment at all times. Particularly on windy roads and poor surfaces, using adaptive chassis control offers sporty and yet comfortable driving.

## Adaptive Cruise Control (ACC)\*

Adaptive Cruise Control (ACC) is an extension of the conventional cruise control system with advanced capabilities based on a radar sensor. When ACC is activated, the vehicle automatically brakes and accelerates to a speed and distance set by the driver.

If the Passat approaches a slower vehicle, the ACC brakes the car to the same speed and maintains the pre-selected distance. Even when a vehicle pulls into the same lane in front of you or slows, your vehicle is automatically decelerated to the pre-selected distance. If the vehicle ahead moves out of your lane, the Passat then accelerates up to the preset desired speed.

Deceleration of the vehicle may take place via intervention in the engine management system. If deceleration via engine torque is not sufficient, brake intervention takes place, braking the vehicle to a standstill if the traffic situation necessitates in vehicles equipped with a DSG transmission. ACC can be reactivated automatically by depressing the accelerator pedal. In

vehicles fitted with a manual transmission, the system is automatically deactivated at speeds below 30 km/h and the driver is prompted to take charge by visual and acoustic signals.

Adaptive Cruise Control (ACC) cannot replace the driver's attentiveness. The driver is still legally responsible for the vehicle and must monitor the speed and distance in relation to other vehicles. The ACC system should not be used on winding roads or in adverse weather conditions such as heavy rain.

## Anti-lock Braking System (ABS)

When braking, wheel speed sensors measure the road wheel speed and should one or more wheels start to lock the ABS system reduces brake pressure to that wheel. This prevents the wheels from locking during heavy or emergency braking, enabling the vehicle to remain steerable.

## Anti-Slip Regulation (ASR)

ASR improves driving and steering characteristics by preventing the driven wheels from spinning under acceleration. When a difference in driving wheel speed is detected (i.e. when one wheel starts to spin due to differences in road surfaces, e.g. due to water or dirt) the system automatically reduces engine torque. ASR is a switchable traction control system.

## Auto Hold Function

As soon as the vehicle comes to a complete stop, the ABS hydraulic unit stores the vehicles final braking pressure. So even when you take your foot off the brake pedal, all four wheels brakes remain applied, providing increased comfort in stationary traffic. This function is released automatically when you drive off again.

## Brake Assist

During emergency braking, Brake Assist aids the driver by increasing the brake pressure automatically to a level exceeding the locking limit. The ABS is thus quickly brought into the operating range, which enables maximum vehicle deceleration to be achieved.

## Direct Shift Gearbox (DSG)

DSG is a manual gearbox in which the gearshifts are controlled electronically. What makes the DSG unique is that it has 2 separate gear sets operated by 2 clutches.

The benefit of 2 gear sets and 2 clutches is that one gear set and clutch is engaged driving the vehicle with the second disengaged clutch having already pre-selected the next gear awaiting for power to be transferred. As the next gear has already been pre-selected prior to power being applied, the gear change only takes 3-4 100ths of a second. There is virtually no interruption to power, traction or acceleration.

The DSG also offers Tiptronic gear selection and sports mode.

\*Optional equipment on selected models

# Glossary

## Driving Profile Selection\*

Driving profile selection provides the driver with a wide-ranging choice of settings that can be made to the vehicle according to the driver's preferences. The driver has the option of choosing between the following driving profiles: Normal, Sport, Eco and Individual. The Normal profile offers a comfortable but dynamic driving style. Sport provides faster response of the accelerator pedal and steering while the DSG switches to Sport mode. Eco mode has been designed to enhance fuel efficiency by including coasting function (with DSG) and by adapting engine performance, earlier gearshift points and consumption-optimised control of the air conditioning system. The Individual setting allows the driver to separately set various parameters including steering, engine, Adaptive Cruise Control (ACC) and air conditioning.

## Coasting Function\*

While driving, as the driver's foot is taken off the accelerator pedal the engine is declutched, allowing the vehicle to coast and roll over a longer distance. The momentum of the vehicle is used to save fuel with a foresighted driving style. When the brake, accelerator pedal or the gear selector lever is operated, the clutch is re-engaged and engine braking / drive takes effect. Coasting Function can be selected or deselected via the multifunction display settings. The gear selector lever is required to be in the D position to be functional.

## Electronic Brake-pressure Distribution (EBD)

Electronic, more sophisticated means of regulating the ratio of front/rear brake pressure. Settings are varied according to driving and load conditions to ensure each wheel is braked to the optimum extent.

## Electronic Differential Lock (EDL)

EDL improves driving and steering characteristics when accelerating on road surfaces where each wheel has a different degree of traction. The system operates automatically and is combined with the ABS system. Using the ABS wheel sensors, EDL monitors the speed of the individual driving wheels. When a difference in driving wheel speed is detected (i.e. when one wheel starts to spin due to differences in road surfaces, e.g. due to water or dirt) the system brakes the spinning wheel, transferring engine power to the wheel with the best traction.

## Electronic Stabilisation Program (ESP)

ABS and ASR traction control systems are integrated into the Electronic Stabilisation Program (ESP). In short, ESP helps ensure that the vehicle goes where you steer it even in extreme driving conditions. The ESP system constantly compares the actual movement of the vehicle with pre-determined values and should a situation arise where the vehicle starts to skid, ESP will apply the brakes to individual wheels and automatically adjust the engine's power output to correct the problem. ESP prevents the vehicle from losing control when trying to avoid an accident, for example. It also reduces the effects of understeer or oversteer.

## Extended Electronic Differential Lock (XDL)

XDL is an extension of the Electronic Differential Lock (EDL) function. When cornering, XDL responds to the load relief at the front wheel on the inside of a corner. The ESP hydraulics are used for the XDL to apply pressure to the wheel on the inside of the corner in order to prevent wheel spin. This improves traction and reduces the tendency to understeer. As a direct result of the one-sided and precise braking pressure, cornering is sportier and more accurate.

## Driver Fatigue Detection

The driver Fatigue Detection system automatically analyses the driving characteristics and if they indicate possible fatigue, recommends that the driver takes a break. The system continually evaluates steering wheel movements along with other signals in the vehicle on motorways and others roads at speeds in excess of 65 km/h, and calculates a fatigue estimate.

If fatigue is detected, the driver is warned by information in the Multi-function Display and an acoustic signal. The warning is repeated after 15 minutes if the driver has not taken a break.

Driver Fatigue Detection cannot replace the driver's attentiveness. The driver is still legally responsible for the vehicle and therefore determining whether or not they are fit to drive. A driving time of 15 minutes is required in order to assess the driver correctly. The functionality of the system is restricted given a sporty driving style, winding roads and poor road surfaces.

\*Optional equipment on selected models

# Glossary

## Front Assist with City Emergency Brake (City EB) function

The Front Assist ambient traffic monitoring system uses a radar sensor to detect critical distance situations and thus help to shorten the braking distance, reducing the risk of a rear-end collision.

The traffic ahead is monitored constantly by the radar at the front. If a vehicle is detected ahead of you in the lane, the distance and the speed relative to it are calculated. If the gap is closing too fast, Front Assist initially warns the driver by means of an audible as well as a visual signal. At the same time, the brake pads are brought into contact with the brake discs and the sensitivity of the Brake Assist is increased. This primes the braking system for a possible emergency stop. Furthermore, an automatic jolt of the brakes warns the driver of the danger. If the driver also fails to react to the warning jolt, Front Assist brakes automatically, helping to avoid a collision or reduce the severity of the accident.

The City Emergency Brake (City EB) function is a radar based emergency braking system designed to help a driver avoid a low-speed crash or to reduce its severity. At vehicle speeds up to 65km/h, City EB monitors the area ahead of the car for vehicles which might present a threat of collision. If a collision is likely, City Emergency Braking first pre-charges the brakes and makes the emergency Brake Assist system more sensitive: if the driver should notice the risk, the car is ready to respond more quickly to their braking action. However, if the driver still takes no action and a collision becomes imminent, City Emergency Braking independently applies the brakes very hard. If the driver intervenes to try to avoid the accident, either by accelerating hard or by steering, City EB will deactivate and allow the driver to complete the avoidance manoeuvre.

Front Assist with City Emergency Brake (City EB) cannot replace the driver's attentiveness. The driver is still legally responsible for the vehicle and must monitor the speed and distance in relation to other vehicles.

## Manoeuvre braking

Manoeuvre braking assists the driver to avoid or reduce damage in a potential collision by initiating emergency braking. It supports the driver during forward and reverse manoeuvring in a speed range of a maximum 10 km/h. If the risk for an accident is recognised, emergency braking is initiated to minimise possible damage.

Manoeuvre braking cannot replace the driver's attentiveness. The driver is still legally responsible for the vehicle. The object must be detected by the sensors. If the driver notices a risk that pedestrians, other vehicles or objects could be damaged they need to react accordingly and stop the vehicle.

## Multi-Collision Brake

The multi-collision brake has been designed to provide effective assistance for the driver in the moments after an accident. Multi-collision brake triggers automatic controlled braking once an initial collision has been detected so as to reduce the intensity of further accidents after a collision and can help prevent follow-on collisions with oncoming traffic.

The triggering of the multi-collision brake is based on a collision being detected by the airbag sensors. The ESP control unit limits the deceleration of the vehicle by the multi-collision brake to a defined value and vehicle speed. The vehicle can still be controlled by the driver, even when automatic braking is taking place. The driver can interrupt the multi-collision braking at any time by accelerating or braking even more strongly.

## Lane Assist\*

Lane Assist is a lane departure warning system that is designed to help reduce the likelihood of the vehicle leaving the road or crossing into an oncoming lane and therefore the risk of accident as a result of driver distraction or a lapse in concentration.

The Lane Assist system monitors the road ahead with the aid of a camera (located near the interior rear-view mirror) which recognises lane markings and evaluates the position of the vehicle. If the vehicle starts to leave the lane, the Lane Assist system takes corrective steering action. If this is not sufficient the driver is warned about the situation by a steering vibration and is asked to take over the steering. Additionally, if no active steering movements by the driver are recognised for longer than approximately 8 seconds, a message will appear in the Multi-Function Display in conjunction with a warning tone. The corrective steering function can be overridden by the driver at any time and the system does not react if the turn indicator is set before crossing a lane marking.

In combination with Side Assist, the two assist systems complement each other. If another vehicle is in the blind spot during a lane change, the dual assist system warns the driver by means of flashing LEDs in the right-hand or left-hand exterior mirror and by vibrations on the steering wheel. It also supports the driver by means of a corrective steering intervention. This procedure occurs regardless of the state of the turn indicators.

Lane Assist cannot replace the driver's attentiveness. The driver is still legally responsible for the vehicle and therefore staying in the lane at all times. The system will not work if there are no recognisable lane markings. The camera vision can be reduced by rain, snow, heavy spray or oncoming lights. This and vehicles in front of you can lead to the lane markings not being recognised by the Lane Assist system. The Lane Assist system does not activate at a vehicle speed of less than 65km/h.

\*Optional equipment on selected models



# Glossary

## Side Assist with Rear Traffic Alert\*

Side Assist, is a lane change assistant that detects vehicles on the right and left hand side of the lane, in the blind spot and those vehicles coming nearer behind. The system informs with a warning light in the exterior mirror whenever a detected vehicle is close and a lane change would be dangerous. If the driver sets the indicator, the warning light begins to flash.

Rear Traffic Alert warns the driver of approaching traffic at the rear of the car when reversing via an audible warning followed by a visual message in the Optical Parking System (OPS).

Side Assist with Rear Traffic Alert cannot replace the driver's attentiveness. The driver is still legally responsible for the vehicle and must monitor the speed and distance in relation to other vehicles.

## Park Assist\*

The third generation Park Assist system actively helps the driver when entering or reversing into 90° parking bays, as well as reversing into and driving out of parallel parking spaces. The system works by using sensors mounted either side of the front and rear bumpers together with parking distance sensors front and rear. To park, the driver simply presses the Park Assist button to select the type of parking manoeuvre and uses the appropriate indicator as the car slowly passes the potential parking space. Sensors scan the size of the parking space as the car is driven past and the driver is alerted if the parking space is big enough. If there is sufficient space, the driver stops the car, selects the correct gear and lets go of the steering wheel.

Park Assist will alert the driver of the intended path and subsequently the appearance of obstacles in the Multi-Function Display, within the driver's field of vision. Park Assist then actively supports the driver by taking over the steering control and parks the vehicle in the available space using the ideal course, if necessary with several moves. The driver can however take over the control of the steering at any time and end the automatic parking procedure.

Park Assist cannot replace the driver's attentiveness. The driver is still legally responsible for the vehicle. If the driver notices a risk that pedestrians, other vehicles or objects could be damaged or if they are uncertain of the risk, they will need to react accordingly and stop the vehicle, ending the function.

\*Optional equipment on selected models



132TSI Comfortline with optional R-Line and Luxury Package

# Passat

Volkswagen Group Australia Pty Ltd  
24 Muir Road Chullora NSW 2190  
ABN 14 093 117 876

Printed in Australia  
May 2018

Publication: VWPPASSPECMY18.5

#### **Important Information**

Apple CarPlay® is a registered trademark of Apple Inc. Android Auto™ is a registered trademark of Google Inc. MirrorLink® is a registered trademark of Car Connectivity Consortium LLC. Bluetooth® is a registered trademark of Bluetooth SIG Inc.

Volkswagen is distributed by Volkswagen Group Australia Pty Ltd, 24 Muir Road Chullora, NSW 2190. ABN 14 093 117 876. Specifications are as planned at May 2018, for Model Year 2018 and are subject to change without notice or obligation. All information in this specification sheet is correct at the time of publication, however variations may occur from time to time and Volkswagen, in so far as it is permitted by law to do so, shall not be liable in any way as a result of any reliance by any person on anything contained in this specification sheet. Authorised Volkswagen dealers will provide up-to-date information on model application, design feature, prices and availability on request.

Your Volkswagen Dealer.